









Core Theme B: Faculty Professional Development Survey

1. Did you or do you plan to participate in any professional development outside of CGCC in-service opportunities this academic year?

		Response Percent	Response Count
yes		83.3%	40
no		16.7%	8
answered question			48
skipped question			0

2. If yes, please select all that apply:

		Response Percent	Response Count
Attended a conference paid by the college		46.3%	19
Participated in webinars		36.6%	15
Regularly read professional journals or accessed other academic materials		56.1%	23
Took classes that relate to your teaching or discipline		31.7%	13
Completed a degree or credential		4.9%	2
Other, please describe		24.4%	10
Other (please specify)			13
answered question			41
skipped question			7

3. Did you participate in a formal or informal mentoring relationship with a peer or instructional director this year?

		Response Percent	Response Count
yes		51.1%	24
no		48.9%	23
answered question			47
skipped question			1

4. If yes, please estimate how many total hours of commitment this entailed:

		Response Percent	Response Count
1 - 5		41.7%	10
5 - 10		29.2%	7
10 - 15		12.5%	3
15 +		16.7%	4
answered question			24
skipped question			24

5. What other opportunities would support making your teaching and learning assignment (s) and experiences more productive for you and your students?

	Response Count
	24
answered question	24
skipped question	24

Core Theme B: Staff Professional Development Survey



1. Did you or do you plan to participate in any professional development outside of CGCC in-service opportunities this academic year?

		Response Percent	Response Count
yes		66.7%	22
no		33.3%	11
answered question			33
skipped question			1

2. If yes, please select all that apply:

		Response Percent	Response Count
Attended a conference paid by the college		73.9%	17
Participated in webinars		78.3%	18
Regularly read professional journals or accessed other academic materials		65.2%	15
Took classes that relate to your teaching or discipline		39.1%	9
Completed a degree or credential		8.7%	2
Other, please describe		26.1%	6
	Other (please specify)		6
answered question			23
skipped question			11

3. Did you participate in a formal or informal mentoring relationship with a peer or instructional director this year?

		Response Percent	Response Count
yes		14.7%	5
no		85.3%	29
answered question			34
skipped question			0

4. If yes, please estimate how many total hours of commitment this entailed:

		Response Percent	Response Count
1 - 5		60.0%	3
5 - 10		20.0%	1
10 - 15		0.0%	0
15 +		20.0%	1
answered question			5
skipped question			29

5. What other opportunities would support making your teaching and learning assignment (s) and experiences more productive for you and your students?

	Response Count
	11
answered question	11
skipped question	23