



# COLUMBIA GORGE COMMUNITY COLLEGE

2017 - 18 Proposed Budget



COLUMBIA GORGE COMMUNITY COLLEGE  
BUDGET CONTENTS  
2017-2018

		Page
<b>CGCC FISCAL YEAR 2017-18 BUDGET</b>		
	BUDGET CALENDAR	1
	BUDGET COMMITTEE MEMBERSHIP	2
	PRESIDENTIAL BUDGET MESSAGE	3
	COLLEGE MISSION, VISION, AND CORE THEMES	5
	BUDGET PRIORITIES	6
	ECONOMIC AND REVENUE ENVIRONMENT	7
	FISCAL YEAR 2016/17 ACCOUNTING CHANGES	8
	FISCAL YEAR 2016/17 OPERATIONS CHANGES	11
	BUDGET STRUCTURE	12
	OTHER FUNDS DESCRIPTIONS	19
	ORGANIZATIONAL CHART	22
100	<b>GENERAL FUND</b>	
	RESOURCES	25
	REQUIREMENTS	28
	<b>INSTRUCTION</b>	
	<b>GENERAL ACADEMIC INSTRUCTION</b>	
101	ARTS & HUMANITIES	32
102	BUSINESS ADMINISTRATION	34
105	HEALTH AND WELLNESS	35
106	MATH	36
107	SCIENCE	37
108	SOCIAL SCIENCE	39
109	FIRST AID & CPR	40
110	EARLY COLLEGE	41
111	WRITING, READING, LITERATURE, & LANGUAGE	42
	<b>CAREER &amp; TECHNICAL EDUCATION PREP</b>	
121	COMPUTER APPLICATIONS/OFFICE SYSTEMS	44
122	COMPUTER SCIENCE	45
125	EMERGENCY MEDICAL TECHNICIAN PROGRAM	46
127	NURSING	47
128	OTHER PROFESSIONAL TECHNICAL	49
129	PRE-COLLEGE MATH	50
130	RENEWABLE ENERGY	51
131	MEDICAL ASSISTING	53
133	MEDICAL TERMINOLOGY	55

COLUMBIA GORGE COMMUNITY COLLEGE  
BUDGET CONTENTS  
2017-2018

		Page
<b>CAREER &amp; TECHNICAL ED SUPPLEMENTAL</b>		
141	CERTIFIED NURSING ASSISTANT/CERTIFIED MEDICATION AIDE	56
142	SMALL BUSINESS DEVELOPMENT CENTER	57
<b>PRE-COLLEGE (DEVELOPMENTAL EDUCATION)</b>		
161	PRE COLLEGE	60
162	ENGLISH SPEAKERS OF OTHER LANGUAGES	61
163	POST SECONDARY REMEDIAL	62
<b>ACADEMIC SUPPORT</b>		
201	INSTRUCTIONAL ADMINISTRATION	65
203	DISTANCE EDUCATION & INSTRUCTIONAL TECHNOLOGY	67
204	INSTRUCTIONAL STAFF DEVELOPMENT	69
221	LIBRARY	70
<b>STUDENT SERVICES</b>		
301	REGISTRATION AND ADMISSIONS	72
302	ADVISING	74
303	FINANCIAL AID ADMINISTRATION	76
304	CAREER SERVICES	78
305	STUDENT RECOGNITION	79
306	ADA SERVICES	80
310	STUDENT SUCCESS INITIATIVES	81
315	EXTERNAL AFFAIRS	82
316	STUDENT SERVICES	84
321	GED TESTING	85
331	STUDENT GOVERNMENT	86
332	PHI THETA KAPPA	87
<b>INSTITUTIONAL SUPPORT</b>		
501	GOVERNING BOARD	88
502	PRESIDENT'S OFFICE	89
503	PUBLIC INFORMATION AND COMMUNICATIONS	91
504	ELECTIONS	93
505	ACCREDITATION	94
511	BUSINESS OFFICE	95
512	INSURANCE LEGAL AUDIT	97
521	HUMAN RESOURCES	98
531	RESOURCE DEVELOPMENT	100
541	INFORMATION TECHNOLOGY SERVICES	102
551	COMMUNICATIONS	104

COLUMBIA GORGE COMMUNITY COLLEGE  
BUDGET CONTENTS  
2017-2018

	<b>FINANCIAL AID</b>	Page
601	FINANCIAL AID	105
701	<b>PLANT OPERATION AND MAINTENANCE</b>	
702	FACILITIES SERVICES	106
703	BUILDING MAINTENANCE	108
704	GROUNDS MAINTENANCE	109
705	CUSTODIAL SERVICES	110
706	UTILITIES	111
911	CONTINGENCY	112
921	DEBT SERVICE	112
931	TRANSFERS	112
105	<b>SPECIAL REVENUE FUND</b>	<b>113</b>
220	<b>INTERNAL SERVICES FUND</b>	<b>177</b>
	<b>CAPITAL PROJECTS FUNDS</b>	
301	COLLEGE CAPITAL PROJECTS FUND	181
302	STATE CAPITAL PROJECTS FUND	182
	<b>DEBT SERVICE FUND</b>	<b>183</b>
	<b>RESERVE FUNDS</b>	
501	RESERVE FUND - FACILITIES & GROUNDS	188
502	RESERVE FUND - GENERAL OPERATIONS	189
	<b>ENTERPRISE FUNDS</b>	
601	COLLEGE ENTERPRISE FUND	190
601	COLLEGE BOOKSTORE FUND	204
	<b>FIDUCIARY FUNDS</b>	
705	STUDENT CLUB FUND	206
	<b>STUDENT AID FUNDS</b>	
800	FEDERAL STUDENT AID FUND	212
805	SCHOLARSHIP FUND	214
	<b>DEBT SERVICE SCHEDULES</b>	<b>215</b>
	<b>FINANCIAL POLICIES</b>	<b>218</b>

**COLUMBIA GORGE COMMUNITY COLLEGE COMPLETED BUDGET CALENDAR**

**FOR FISCAL YEAR JULY 1, 2017 - JUNE 30, 2018**

Date	Action
March 14 (Tuesday)	<b>College Board of Education Meeting (The Dalles)</b> <ul style="list-style-type: none"> <li>• Appoint Budget Officer</li> <li>• Review budget calendar</li> </ul>
March 15 – April 15	<b>Publication of Budget Committee Meeting Notices</b> Publish Public Notice of First Budget Committee Meeting (Publish once 5-30 days prior to First Budget Committee Meeting) <ul style="list-style-type: none"> <li>• Hood River News and The Dalles Chronicle</li> <li>• Columbia Gorge Community College, cgcc.us/budget-finance</li> </ul>
April 25 (Tuesday) 6:00 pm	<b>First Budget Committee Meeting (The Dalles)</b> The Budget Committee meets as needed to review and approve the budget.
May 2 (Tuesday) 6:00 pm	<b>Second Budget Committee Meeting (Hood River)</b> The Budget Committee meets as needed to review and approve the budget.
May 4 (Thursday) 6:00pm	<b>Optional Third Budget Committee Meeting (The Dalles)</b> Budget Committee Approves Budget no later than May 4
May 9 - June 1	<b>Publication of Budget Hearing Notice and Financial Summary College Board of Education Meeting</b>  Publish Notice of Budget Hearing and Financial Summary (Publish once 5-30 days prior to Budget Hearing) <ul style="list-style-type: none"> <li>• Hood River News and The Dalles Chronicle</li> <li>• Columbia Gorge Community College, cgcc.us/budget-finance</li> </ul>
June 13 (Tuesday) 6:00 pm	<b>College Board of Education Meeting &amp; Budget Hearing (The Dalles)</b> <ul style="list-style-type: none"> <li>• Board of Education holds Budget Hearing</li> <li>• Board Approves Budget Resolution to Adopt Budget, Make Appropriations, Levy and Categorize Property Taxes</li> </ul>
July 15	<b>Filing Deadline</b>  Deadline for Budget Officer to file all Property Tax Levy Forms, Adopted Budget Resolutions and Adopted Budget Document with County Assessors  Deadline for Budget Officer to file Adopted Budget Document with Dept. of Community Colleges and Workforce Development

COLUMBIA GORGE COMMUNITY COLLEGE  
BOARD OF EDUCATION & BUDGET COMMITTEE 2017-18

Position #	Name	County	Term Ending
1	J. Carmen Gamez Board Member	Wasco	June 30, 2017
2	Dr. James R. Willcox Board Member	Wasco	June 30, 2017
3	Dr. Lee Fairchild Board Member	Hood River	June 30, 2019
4	Charlotte Arnold Board Member	Hood River	June 30, 2019
5	Dr. Ernie Keller Board Member	Wasco	June 30, 2017
6	Stu Watson Board Member	Hood River	June 30, 2019
7	Charleen Cobb Board Member	Wasco	June 30, 2017
8	Karen Fairchild	Hood River	June 30, 2017
9	Arthur Babitz	Hood River	June 30, 2017
10	John Kasberger	Hood River	June 30, 2017
11	Jon Farquharson	Wasco	June 30, 2018
12	John Hutchison	Wasco	June 30, 2018
13	Marilyn Wong	Wasco	June 30, 2020
14	Dan Ericksen	Wasco	June 30, 2020

Board Members position numbers 1-7 serve a four-year term. Budget Committee position numbers 8-14 serve a three-year term.

**ADMINISTRATION**

Dr. Frank K. Toda, President

Tiffany Prince, Assistant to the President and Board of Education

Lori Ufford, Chief Academic and Student Affairs Officer

Eric Studebaker, Student Services Officer

Bill Bohn, Chief Technology and Planning Officer

Lisa Deswert, Controller

Jim Austin, Facilities Director

Courtney Judah, Human Resources



**Dr. Frank Toda**

## **2016-17 Presidential Budget Message**

To: The Board of Education, Budget Committee, and the Columbia Gorge Community

For the first time in my history with Columbia Gorge Community College (CGCC), I'm pleased to present a structurally balanced budget.

**Budget Perspective:** We started this year with a half-million dollar shortfall. In addition, the previous budget year reduction in positions could not always be accomplished in a systematic manner. This caused significant workload imbalances across the college. The staff and faculty of CGCC stepped up in a big way in 2016/2017, and with significant effort we have been able to maintain enrollment and quality educational services to the community. It is also exceptionally significant to point out that we also addressed the half-million dollar structural shortfall and we will have some carry forward funds for this 2017/2018 budget build.


**The future is bright.** This past academic year continued to bring significant changes and challenges for CGCC. But, with those challenges ... come opportunities to serve our students and our community better. We have done this by putting strategic focus on three areas of our master plan:

- **Student ACCESS, RETENTION and SUCCESS.** First, we plan to put more energy into the student access, retention and success agenda. Not only have we developed a plan to move forward, we have designed an organizational structure that will optimize the relationship between student services and instruction. Key to new organizational relationships and a focus on accreditation standards will be the recognition of cuts made in 2016/2017. In this regard, CGCC will be adding back critical full-time faculty positions. Additionally, CGCC has never had a student recruitment and follow-up team. This year we will have just such a team focused on improving our access and enrollment.
- **CGCC Faculty and Staff are critical to our future.** Second, we are taking thoughtful and deliberate steps to take care of the CGCC workforce. While our budget limits what we can do, this does not mean we should not focus on this area for the college. In this regard, we have committed to improving our communications processes and systems, we are putting more specific direction into employee development, and we are working hard to make sure all employees have clear direction and support.

- **Focus on our Community.** Third, multiple CGCC teams will continue it's work to more tightly align with our student focused mission and core themes. In this regard, CGCC is here to fulfill the dream of an affordable college education. We're here to transform lives by providing the skills local residents need to make a decent living. And finally, we're here to help our region's employers grow our economy in the diverse fields as healthcare, renewable energy, manufacturing technology, and computer science.

Despite the changes and challenges that will continue to occur, there are some things that will remain unchanged: We will maintain our commitment to excellence in education, our commitment to the communities we serve each day ... and our heartfelt belief that building dreams and transforming lives can create a better and brighter future.

Sincerely,



Dr. Frank Toda  
President





**Mission:** Columbia Gorge Community College builds dreams and transforms lives by providing lifelong educational programs that strengthen our community.

**Vision:** Be the first option of choice for education and training services in the communities we serve.

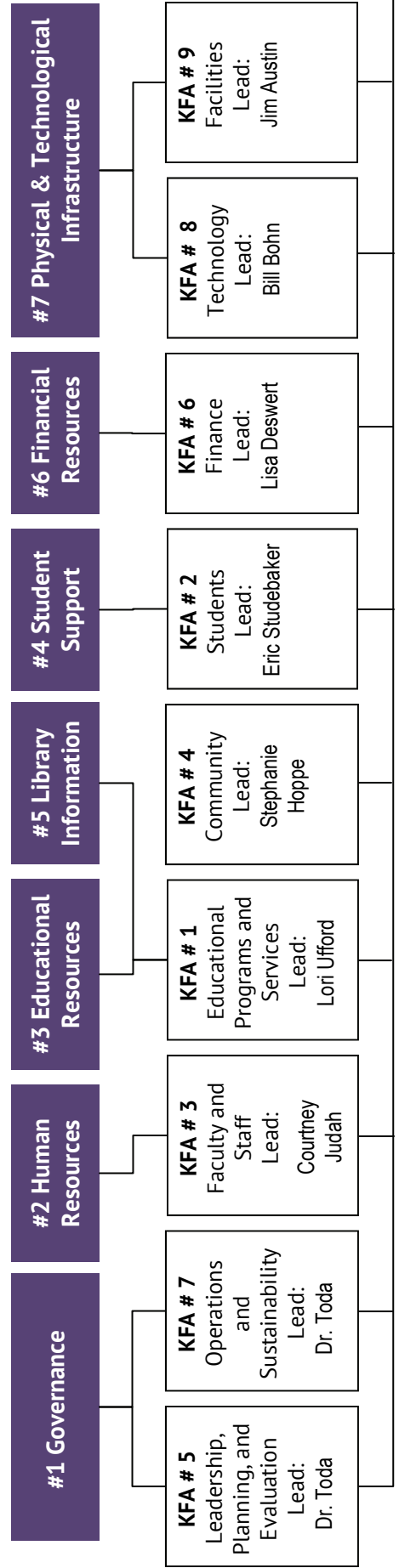
**Values:** Respect for the Individual, Community Focus, Integrity, Excellence, Commitment to Learning, Service

**Core Themes**  
Standards 1, 3, 4, 5

<p><b>Building Dreams (Opportunities)</b></p> <p><i>PLANNING STATEMENT: CGCC offers multiple environments and opportunities for people to grow personal and intellectual skills by:</i></p> <p><b>Objective A1:</b> Provide a local option for obtaining quality education at an affordable price</p> <p><b>Objective A2:</b> Providing college credit opportunities for high school students</p> <p><b>Objective A3:</b> Serving the diversity of the college's service area</p> <p><b>Objective A4:</b> Meeting the expectations of CGCC's student body</p>	<p><b>Transforming Lives (Education)</b></p> <p><i>PLANNING STATEMENT: CGCC provides learning resources for a sustainable future for individuals by:</i></p> <p><b>Objective B1:</b> Applying processes that lead to student retention</p> <p><b>Objective B2:</b> Applying processes that lead to student progress, certificate/degree completion, and/or employment</p> <p><b>Objective B3:</b> Ensuring student proficiency in course, program and institutional student learning outcomes</p>	<p><b>Strengthening Our Community (Partnerships)</b></p> <p><i>PLANNING STATEMENT: CGCC provides learning resources for a sustainable future for individuals by:</i></p> <p><b>Objective C1:</b> Cultivating productive business and industry relationships</p> <p><b>Objective C2:</b> Creating, maintaining, and growing community relationships</p>
---	---	--

**Standard 2**

**Strategic Planning**  
Key Function Areas



## BUDGET PRIORITIES

Columbia Gorge Community College has seen a lot of change physically in its life; a new location, additional buildings, new programs, combined districts and climbing and falling enrollments etc. However, one thing that remains very steady is the biennial revenues and expenditures. The following is a chart of the General Fund operating revenue and expenditure categories for the last ten years or five biennium's.

10-year budget look	17-18	16-17	15-16	14-15	13-14	12-13	11-12	10-11	09-10	08-09	07-08
State funding	4,004,502	3,134,195	5,241,152	3,006,924	4,737,108	2,529,177	4,540,431	2,593,282	4,987,605	3,151,073	5,361,413
Tuition	2,462,229	2,332,063	2,149,376	2,435,291	2,556,391	2,452,454	3,176,953	2,708,814	2,417,826	1,896,273	1,720,224
Fees	1,040,872	941,506	643,729	607,875	648,923	747,809	739,665	675,954	526,710	417,922	361,952
Property Taxes	1,130,717	1,130,020	1,061,146	1,101,455	1,061,271	1,087,279	1,008,880	989,520	975,444	919,678	870,666
	<b>8,638,320</b>	<b>7,537,784</b>	<b>9,095,403</b>	<b>7,151,545</b>	<b>9,003,693</b>	<b>6,816,719</b>	<b>9,465,929</b>	<b>6,967,570</b>	<b>8,907,585</b>	<b>6,384,946</b>	<b>8,314,255</b>
Instruction	3,531,639	3,545,969	3,332,703	3,840,200	3,548,859	3,586,268	3,245,315	3,120,104	3,355,631	3,378,608	3,219,689
Academic Support	1,107,398	1,263,478	828,202	914,783	910,563	894,275	910,691	859,749	923,041	968,940	853,431
Student Services	1,162,533	980,685	676,749	952,862	1,062,066	965,938	863,515	788,966	753,795	669,421	617,174
Institutional Support	2,011,996	2,000,736	2,324,104	2,567,304	2,965,277	2,743,348	2,385,690	2,286,488	2,248,362	2,295,452	2,159,153
Facilities	1,062,397	1,070,756	892,740	1,003,808	1,054,218	987,665	980,913	944,197	926,076	929,124	868,636
Financial Aid	21,905	27,650	22,926	17,842	26,543	20,264	13,591	11,440	32,552	68,676	76,230
Debt Service	31,955	34,430	36,822	124,160	113,928	0	0	0	5,384	26,976	26,976
	<b>8,929,823</b>	<b>8,923,704</b>	<b>8,114,246</b>	<b>9,420,959</b>	<b>9,681,454</b>	<b>9,197,758</b>	<b>8,399,715</b>	<b>8,010,944</b>	<b>8,244,841</b>	<b>8,337,197</b>	<b>7,821,289</b>

As this chart reflects, revenues and expenditures have remained fairly even and predictable. Even the distributions in the expenditures have generally remained consistent throughout the years. Since the college cannot count on increases in funding we must maintain our expenditures and do activities differently. This is the focus of the 2017-18 budget. The college is putting all the focus on recreating Student Services and adding full time faculty in Instruction as well as some needed reorganization there as well. Institutional Support and Facilities have tightened budgets to support these budget priorities. The college will be continuing to look for new funding sources. One of the best possibilities is community/industry partnerships, ie. community or business partnerships that fund either specific programs or general support to increase revenue and allow the college to keep tuition and fee increases minimal.

Student Services is proposing a reorganization to better serve and track students and prospective students. There will be focus on developing a recruitment team and materials, adding financial aid staff and reestablishing the Student Success Team. Also, there is a renewed focus on existing plans, for example, the Foundations of Excellence and the Strategic Enrollment Management plan will be at the forefront of the

Student Services work plan priorities. Student Services is excited about the new directions and focus to assist students in attending CGCC!

In the Instruction department the focus for the upcoming biennium will be dual credit, guided pathways and professional development. Increasing the college's dual credit program will involve creating a variety of delivery modes and implementing state standards for assessing dual credit. This is important work for the college as it can increase the number of students that want to finish their college course work here at CGCC. The Guided Pathways work will continue to encourage completion through structured student experience. Professional development for faculty specifically in the areas of cultural competence, outcomes and assessment and curriculum development will be high priorities in the coming years. This budget also includes adding full time faculty to address the accreditation recommendations.

Staff/faculty and student focus: The college has been through some major staff reductions in the last few years. This has meant that the remaining staff is picking up extra duties, filling roles that need covering outside of their already full workloads. The college is very fortunate to have amazing staff and faculty that have incredible passion for the students. While the focus is students and student success, staff and faculty are a key role in that and need to have their professional needs met. Many staff and faculty are in need of professional training, extra staff to assist the overwhelming workloads etc. Maintaining staffing levels to maintain internal controls is vital to the college as well. The 2017-18 budget was able to address some of these issues however, there is still work to be done.

## **ECONOMIC AND REVENUE ENVIRONMENT**

---

### **Enrollment**

It has been discussed many times that community college enrollment is counter-cyclical to the economy. Enrollment decreases when the economy is strong and fewer individuals require professional re-training. As a result, the Oregon Community College system continues to experience enrollment declines. However, Columbia Gorge Community College believes that the college is ready take back the control of enrollment levels and not let the economy dictate how many students we can serve.

In the college's recent history there has been no official recruitment plan nor recruiting department. For the 2017-18 academic year, Student Services is implementing a recruitment plan as well as a small cross-campus department to head up the activities. It will take some time to implement and see the increase in enrollment numbers, however, we need to get started.

Oregon Promise is still poised to influence enrollment growth for the future years. The legislature has agreed to fund the program for the current cohort year as well as made

funding available for the next cohort. In a poll taken from the college's Oregon Promise students 65% said that the Oregon Promise Grant was a key factor in choosing to attend community college this year. Columbia Gorge Community College has 82 students enrolled in 2016-17 academic year on the Oregon Promise grant.

Dual enrollment programs are another area for enrollment growth. These are programs such as College Now, Early College, and Running Start. These opportunities are offered to students in high school to take college level classes. Some of the running start students are graduating high school with an associate's degree paid mostly by their high schools. Some of these programs do not offer the increased tuition revenue however, they will provide increased FTE for state funding in future years. Still, these students are also receiving exposure to CGCC and are likely to sign up for future studies from this experience.

The budget forecast assumes a 1,400 credits sold increase next year or 40 full time students, moving towards the college's average enrollment over the last ten years.

## **Tuition & Fees**

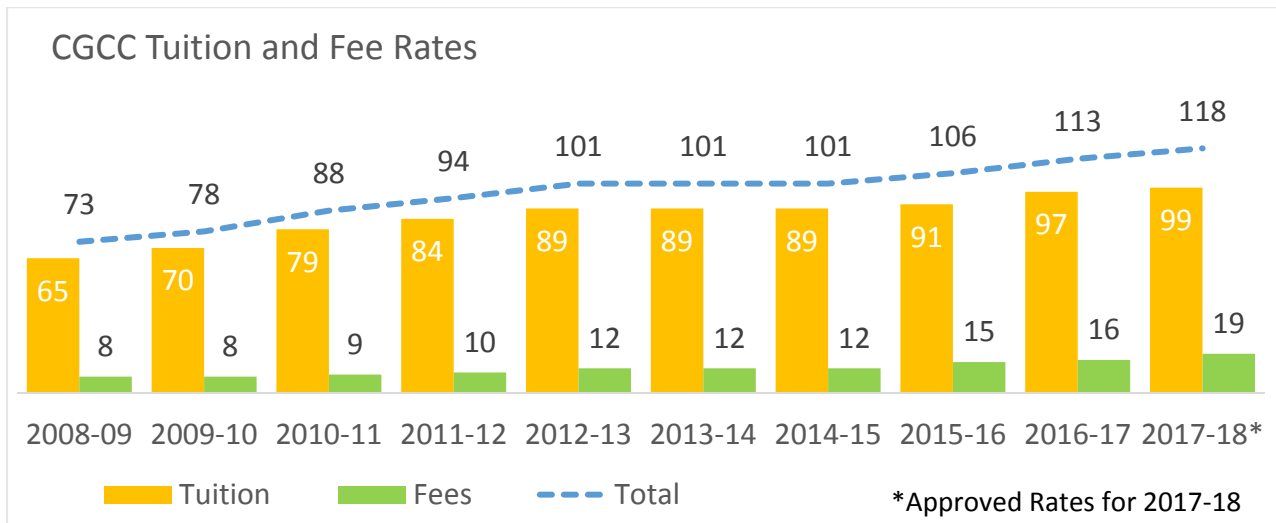
---

Tuition and Fees constitute less than forty percent of the annual operating revenue for CGCC and are the only major revenue source the college has direct control over. Tuition was held steady for an unprecedented three years at \$89 per credit with fees being held at \$12 per credit. Each of the last two academic years the tuition and fees have had increases.

Rate changes next year include a \$2 per credit increase to tuition, \$3 per credit new technology/facilities/safety fee. The 2017-18 adopted rate increases are expected to generate approximately \$125 thousand in the next fiscal year. The tuition and fee increases would amount to less than a \$250 annual price increase to a student taking a full time course load. Moderate tuition and fee increases are not expected to negatively impact enrollment levels. Oregon universities are looking at double digit tuition increases. Community Colleges are just under 50% less expensive than the universities.

CGCC students continue to receive an excellent return on their educational investment. According to an article published in the Community College Daily by American Association of Community Colleges, the average annual income of someone with a high school diploma is \$35,256 on the other hand someone with an associate degree from a community college earns an average annual income of \$41,496. This article goes further to state that the American national economy receives a total of \$809 billion in additional annual income as a result of community colleges. While CGCC would like to keep tuition as low as possible, it is prudent to raise tuition during stronger economic periods when unemployment rates and enrollment is relatively low. This provides more flexibility to hold flat or even reduce tuition should unemployment rise again and ensure

that CGCC has educational infrastructure to serve the predicted enrollment growth that would be inevitable during an economic downturn.



### Public Funding of Community Colleges

According to an article on Oregonlive.com a new ranking is set to be released and Oregon will have moved up in the ranks from 44<sup>th</sup> to 37<sup>th</sup> in the nation in support for Higher Education<sup>1</sup>. The CGCC 2017-18 Budget is based on the Legislatively Proposed Budget appropriation of \$556 million. State funding for the college is forty-five percent of the total operating revenue budget.

### Fiscal Year 2016/17 Accounting Changes

The Fiscal Year 2015-16 CGCC Budget Committee recommended the following resolution, which was adopted by the CGCC Board of Education at the June 9, 2015 Regular Meeting;

*“It is a goal of the CGCC Board of Education that the percent of resources expended on Institutional Support be at or below the average for Oregon community colleges of similar size, after considering differences in accounting practices. The leadership team shall consider this goal in proposing the annual budget, and the budget officer shall describe the degree of compliance with that goal in the annual budget message.”*

<sup>1</sup>[http://www.oregonlive.com/education/index.ssf/2017/03/double\\_digit\\_tuition\\_increases.html](http://www.oregonlive.com/education/index.ssf/2017/03/double_digit_tuition_increases.html)

Below is the updated chart to report for follow up to this resolution. As the chart displays CGCC is the lowest of the small schools at this time.

<b>College</b>	<b>General Fund Budget</b>	<b>Institutional Support Allocation</b>	<b>% of Budget</b>	<b>Source of data</b>
Klamath Community College	\$13,011,528	\$3,380,980	26.0%	2017/18 Proposed
Clatsop Community College	\$10,871,650	\$2,416,729	22.4%	2016/17 Adopted
CGCC	\$ 9,411,268	\$2,011,996	21.4%	2017/18 Proposed

## **Review of Accounting Changes**

---

### **Internal Service Fund**

In 2016-17 the college incorporated an Internal Services Fund in the budget to account for goods and/or services provided to other units of the college on a cost-reimbursement basis. The college used this to charge departments for Information Technology related costs; ie. computers, phones, internet, software, and classroom podiums. However, as the current academic year progressed the information that was in this account was not easily trackable and did not provide the college with the information needed to make decisions as well as put expenses into budgets that the managers had no control over. The current 2017-18 budget does not budget under this method. The college has moved all Information Technology expenses back into Institutional Support. Even with the move of expenses the college Institutional Support function is still less than the small school average and right on target for the state average.

### **Budget and Recognize Four (4) State Payments each Fiscal Year**

As a reminder the college has changed the way it accounts for the state funding payments. The 2016-17 budget began accruing the July payment that is the final payment for the previous biennium. Beginning with the 2017-18 budget there will be four state payments recognized in each year of the biennium.

State appropriations for community college support were historically distributed in even quarterly payments. In 2003, the Oregon Legislature reduced community college funding by eliminating that year's April payment. At the same time, local budget law was amended to allow community colleges to accrue in place of the lost payment the first payment in the following biennium, commonly referred to as the "5th payment".

The majority of community colleges use this accounting treatment to express four state payments each fiscal year. Columbia Gorge has chosen to express payments as received. This leads to large year-to-year revenue fluctuations of five payments in the first year of the biennium and three payments in the second year. These fluctuations have, at times, obscured the true fiscal state of the college and led to confusion among the public, elected leaders, and college staff. The Fiscal Year 2016/17 Budget alters this practice to align with the majority of community colleges by recognizing four State of Oregon Community College Support Fund payments per year.

At the time of writing, the college has received notice from the state that CGCC can expect to receive \$7.9M allocation for the 2017-19 biennium.

### **Fiscal Year 2017-18 Operations Changes**

---

The 2017-18 budget incorporates some operations changes. The following are the highlights in the coming year.

- Addition of 3 full time faculty
- Addition of 1.0 FTE in Facilities for an Administrative Assistant
- Not budgeted to replace Director of Pre-College Programs
- Creation of Publications/Marketing Department-Internal reorganization
- Creation of External Affairs Department (recruitment department)-Internal reorganization
- Distance Education Coordinator reduced to .5 FTE
- Addition of 1.0 FTE in Student Services to be shared by Financial Aid and Chief of Student Services
- Reduction of 1 FTE for Special Projects Manager (will be funded through grant funding if available at .5 FTE)
- Postponing IT equipment replacement cycles
- Phone services & long distance contract changes reducing on-going costs
- Not replacing Chief Financial Officer or Chief Operating Officer.
- President's Office assistant moved to Academic Support to support Curriculum and Assessment. No plans to replace.

## **BUDGET STRUCTURE**

---

The college budget structure is organized by fund and by cost center within the General Fund. Funds are grouped according to purpose or source of funds per Oregon Budget Law: General Fund, Special Revenue Funds, Internal Service Funds, Capital Projects Funds, Debt Service Funds, Reserve Funds, Enterprise Funds, Fiduciary Funds, and Student Aid Funds (established to administer Federal, State and local student aid).

General Fund budget appropriations are categorized as: Instruction, Academic Support, Student Services, Institutional Support, Financial Aid, Plant Operation and Maintenance, Contingency, Debt Service, and Transfers. General Fund cost centers have been established for financial management and are consistent with State and Federal reporting requirements. Budget appropriations in other funds have separate totals for personal services, materials and services, capital outlay, debt service, and inter-fund transfers.

### **Basis of Budgeting**

All of the funds are budgeted using the modified accrual basis of accounting in accordance with budgetary accounting practices. In modified accrual, revenues are recognized when they become measurable and available. Revenues are considered to be available when they are collectible within the current period or soon enough thereafter to pay liabilities of the current period. For this purpose, the college considers revenues to be available if they are collected within 60 days of the end of the current fiscal period. Expenditures generally are recorded when a liability is incurred, as under accrual accounting. However, long-term compensated absences are recorded only when payment is due.

### **Budget Development**

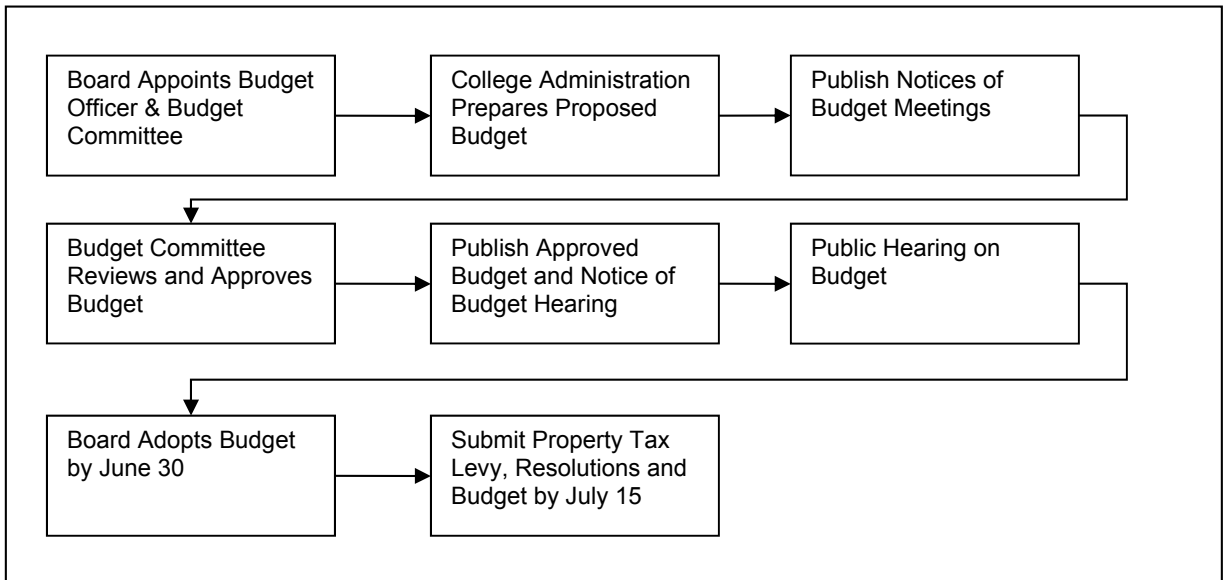
Accreditation standards and Oregon Budget Law require the college to demonstrate financial stability with sufficient cash flow and reserves to support its programs and services. Financial planning should reflect available funds, realistic development of financial resources, and appropriate risk management to ensure short-term solvency and anticipate long-term obligations, including payment of future liabilities. To meet the standards and provide sound financial planning, an internal budget projection is developed annually to ensure the college balances its resources and budget requirements to meet its mission and strategic plan.

### **Budget Changes after Adoption**

Oregon budget law requires all college funds to be appropriated. Appropriations, the legal authority to spend, are by division in all funds. Appropriations may be changed during the fiscal year, within the limitations imposed by budget law. College staff monitors actual events and recommends changes as needed. The Board of Education makes changes by resolution.



## Budget Process



## **General Fund**

### Revenue

The Community College Support Fund (CCSF) distribution model was used to estimate the amount of State revenue for Columbia Gorge Community College based on the Legislatively Proposed Budget of \$556 million for the 2017-19 biennium.

Tuition and fees are grouped in three categories of tuition, instructional fees, and special fees and represent 39.3 percent of General Fund revenue. The tuition budget is dependent on the tuition rate, credit and non-credit enrollment and the level of write-offs. This budget has forecasted an enrollment growth that just erases the decrease from the 2016-17 fiscal year. Between increased tuition and increased enrollment the tuition revenue is budgeted at 5% increase. Enrollment projections continue to be conservative, moderated by a continued economic expansion and low unemployment rates which reduce demand for professional education and retraining. The budget includes raising tuition and college-wide charges to \$99 per credit tuition, adding a \$3 technology/facilities/safety fee and maintaining the \$16 per credit general services fee.

Property tax revenue is estimated to remain the same as the current year receipts. Property taxes represent 13 percent of General Fund revenue. The Budget Committee and Board of Education will be asked to approve the following property tax levies for 2017-18:

- A permanent tax rate levy of \$0.2703 per \$1,000 of taxable assessed value for the Columbia Gorge Community College District.
- A property tax levy in the amount of \$1,498,525 for the Debt Service Fund - District General Obligation Bonds in Hood River and Wasco Counties

Other revenue sources include interest on deposited college funds, unrestricted and restricted gifts, lease revenue, and other income, and represent 1 percent of General Fund revenue.

### Beginning and Ending Fund Balance

Beginning fund balance is equal to the prior year's ending fund balance. Ending fund balance is the difference between total estimated sources and total estimated uses. Ending fund balance is budgeted in three categories:

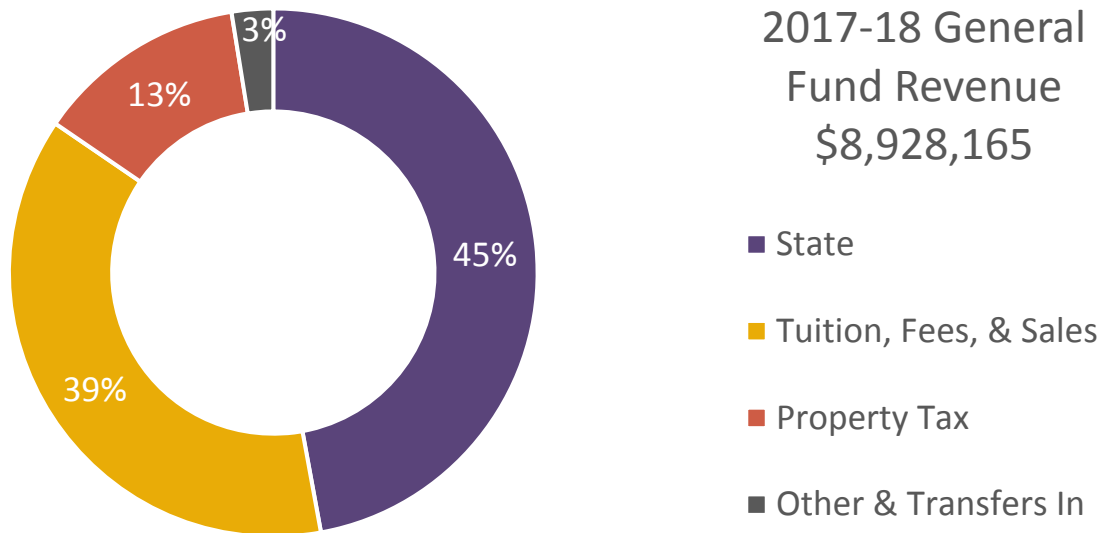
1. Operating Contingency is budgeted at 2.3% of operational expenditures in the General Fund. Contingency funds can be spent once authorized by a supplemental budget or transfer appropriation.
2. Un-appropriated ending fund balance can only be spent in an emergency created by civil disturbance or natural disaster.

3. Reserved for future years are total sources less total expenses, contingency, and un-appropriated ending balance. Reserved for future years funds can only be spent if authorized by a supplemental budget.

Transfers In

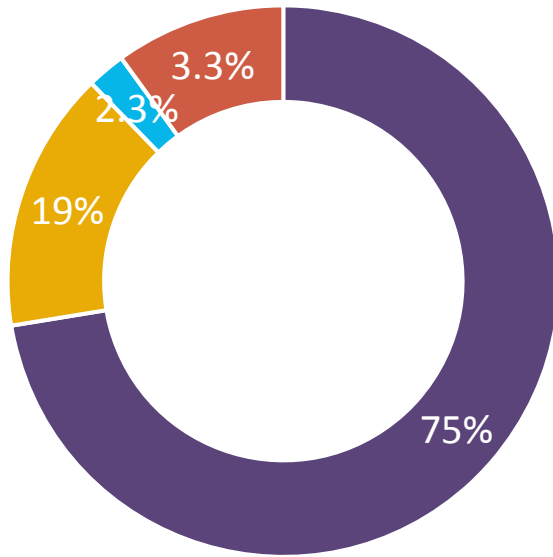
Transfers from Special Funds are estimated to be \$200,000 and depend on the financial results of special fund activities. The following schedule of inter-fund transfers lists the budgeted transfers to the General Fund from Special Funds. Transfers from Special Funds represent 2.2 percent of General Fund revenue.

<b>Transfers to General Fund from Special Funds</b>	<b>FY 2017-18</b>
Building Lease Fund	\$ 200,000
<b>Total Transfers to General Fund from Special Funds</b>	<b>\$ 200,000</b>



<b>Revenue Source</b>	<b>2016-17 Adjusted Budget</b>	<b>% of Total</b>	<b>2017-18 Proposed Budget</b>	<b>% of Total</b>
State Support	\$ 4,122,600	47.1%	\$ 4,004,502	44.9%
Property Tax	\$ 1,130,020	12.9%	\$ 1,130,717	12.7%
Tuition & Fees	\$ 3,273,569	37.4%	\$ 3,503,101	39.2%
Other Revenue & Transfers	\$ 223,533	2.6%	\$ 289,845	3.2%
<b>Total</b>	<b>\$ 8,749,222</b>	<b>100%</b>	<b>\$ 8,928,165</b>	<b>100%</b>

Expenditures



2017-18 General Fund Expenditures by Object  
\$9,425,825

- Personnel
- Materials & Services
- Contingency
- Transfers & Debt Service

General Fund 2017-18 Proposed Expenditures and Requirements

Function	2016-17 Adjusted Budget	2016-17 % of Total	2017-18 Adopted Budget	2017-18 % of Total
Instruction	\$ 3,545,968	36.4%	\$ 3,532,890	37.5%
Academic Support	1,263,479	13.0	1,107,398	11.8
Student Services	980,685	10.1	1,162,533	12.3
Institutional Support	2,000,736	20.5	2,008,996	21.3
Student Financial Aid	27,650	0.2	21,905	0.2
Plant Operations & Maintenance	1,070,756	11.0	1,062,397	11.3
Contingency	220,000	2.3	220,000	2.3
Debt Service	34,430	0.3	31,955	0.3
Transfer to Special Funds	605,619	6.2	277,750	3.0
<b>Total Operating Expenses</b>	<b>\$ 9,749,323</b>	<b>100.0%</b>	<b>\$ 9,425,825</b>	<b>100.0%</b>

## Wage, Salary, and Employer Payroll Expense Factors

Personnel expenses account for 75 percent of the General Fund budget and 49% of all funds. Personnel expenses include wages and salaries and associated employer payroll taxes, expenses and benefits.

Collective bargaining agreements (CBA) set wage and salary placements and amounts for represented employees. The three-year represented employees CBA renewed July 1, 2015 and expires June 30, 2018. Budget estimates are based on current full-time or part-time faculty salary schedules that include a 1% salary step increase for fiscal year 2017-18. Classified employee step increases are based on employee anniversary dates and salary schedule. Management and confidential employee salaries are based on the salary schedule approved by the CGCC Board of Education on July 1, 2013 and are projected to receive 3% step increases in 2017-18, if eligible.

The budget document details other payroll expenses within each cost center or special fund. Social security and Medicare taxes are 7.65% of wages up to \$127,200 per year. Workers compensation premiums are estimated to be 3.99% of wages for custodial and maintenance employees and 0.0530% of wages for all other employees based on the current year's premiums. The State Workers Benefit Fund Assessment to employers is based on the current rate of 0.014 cents per hour worked. Unemployment insurance tax is estimated to be 1.8% of wages up to \$38,400 per year.

The Oregon Public Employees Retirement System (PERS) employer contribution rates are set every two years based on actuarial valuations. The PERS employer rates for 2017-19, effective July 1, 2017 through June 30, 2019, are based on the December 31, 2015 valuations. The PERS rate applied to Tier 1 and Tier 2 members is 16.72% of wages. The Oregon Public Services Retirement Plan (OPSRP) rate is 10.14% of wages in the upcoming fiscal year.

The following table shows the current CGCC employer rate history since January 1, 2004 when PERS legislative reforms took effect creating OPSRP.

	Effective Dates	Net PERS Rate	PERS UAL Rate Credit	Total PERS Expense
PERS Tier 1&Tier 2	1/1/2004-6/30/2005	0.0064	0.1062	0.1126
	7/1/2005-2/28/2006	0.0502	0.1071	0.1573
	3/1/2006-6/30/2007	0.0502	0.0637	0.1139
	7/1/2007-6/30/2009	0.0409	0.1091	0.1500
	7/1/2009-6/30/2011	0.0288	0.0913	0.1201
	7/1/2011-6/30/2013	0.1063	0.0564	0.1627
	07/1/2013-6/30/2015	0.1102	0.0561	0.2103
	07/1/2015-6/30/2017	0.1393	0.0430	0.1823
	07/01/2017-06/30/2019	0.1672	0.0430	0.2102
	OPSRP	1/1/2004-6/30/2005	0.0804	0.0000
7/1/2005-2/28/2006		0.0804	0.0000	0.0804
3/1/2006-6/30/2007		0.0167	0.0637	0.0804
7/1/2007-6/30/2009		0.0656	0.1091	0.1747
7/1/2009-6/30/2011		0.0352	0.0913	0.1265
7/1/2011-6/30/2013		0.0897	0.0564	0.1461
07/1/2013-6/30/2015		0.0912	0.0561	0.1913
07/1/2015-6/30/2017		0.0838	0.0430	0.1268
	07/01/2017 – 06/30/2019	0.1014	0.0430	0.1444

The PERS employer contributions represent approximately 35% of the total cost for all other payroll expenses. These rates do not include the mandatory 6 percent employee contribution for eligible employees.

Medical, vision, dental, disability, life, and accidental death and dismemberment insurance are provided to full-time employees through the Oregon Educator's Benefit Board and Standard Insurance Company. The employer cost of health insurance represents approximately 42% of the total cost for other payroll expenses. The total employer cost of health insurance premiums has exceeded PERS employer contributions since fiscal year 2008-09.

### Transfers Out

A transfer from the General Fund of \$5,000 to the Co-curricular Activities Fund is budgeted to balance resources and requirements of planned co-curricular activities. A transfer of \$12,750 from the General Fund to the Federal Student Aid Fund is budgeted as required program matching funds. A transfer of \$50,000 from the General Fund to the Gorge Scholars for tuition waivers is budgeted consistent with current year estimated use of the program. A transfer of \$30,000 from the General Fund to the Student Waiver Fund to compensate the college's student government officers. In accordance with reserve guidelines in Board Policy 50.E, the budget transfers from the General Fund of \$180,000 to the Reserve for General Operations.

The following schedule of inter-fund transfers lists the budgeted transfers to Special Funds from the General Fund.

<b>Transfers to Special Funds from General Fund</b>	<b>FY 2017-18</b>
Transfer to Co-curricular Activities Fund from General Fund	\$ 5,000
Transfer to Federal Student Aid from General Fund	12,750
Transfer to Gorge Scholar Program	50,000
Transfer to Student Waivers	30,000
Transfer to Reserve Fund – General Operations	180,000
<b>Total Transfers to Special Funds from General Fund</b>	<b>\$ 277,750</b>

The contingency budget of \$220,000 represents 2.3 percent of operating expenditures. Contingency accounts for uncertainty in the level of State appropriations, pending payroll benefit cost increases and other unanticipated expenditures or revenue shortfalls.

## **OTHER FUNDS DESCRIPTIONS**

---

### **Special Revenue Fund**

The Special revenue fund is used to account for the proceeds of specific revenue sources (other than special assessments, expendable trusts, or for major capital projects) that are legally restricted to expenditure for specific purposes. Special Revenue Fund budget appropriations have separate totals for personal services, materials and services, capital outlay, debt service, and inter-fund transfers.

### **Internal Service Fund**

The Internal Service Fund accounts for the financing of goods or services provided to other units of the college, or to other agencies, on a cost-reimbursement basis. This fund was eliminated in the 2017-18 budget. The use of this fund was not clear and it was too much of an administrative burden.

### **Capital Project Funds**

- 301 - Capital Projects Fund accounts for Capital Construction for property purchases in Hood River related to the 2013 Full Faith and Credit Loan.

Currently, bond principle is currently paid from existing bond proceeds with interest payments paid directly from the General Fund.

Post-recession enrollment declines have prompted a reevaluation of capital construction needs originally identified in the 2012 Facilities Master Plan. Apart from bond principal payments, Materials & Supplies budget in the Capital Project Funds is appropriated for evaluation of alternative site development options and possible site preparation

302 - The State Capital Projects Fund accounts for State of Oregon capital construction and improvements projects.

### **Debt Service Fund**

- 402 - The Debt Service District G.O. Bonds accounts for the accumulation of resources to pay the principal and interest on General Obligation Bonds, Series 2005 Approved by district voters of Hood River and Wasco Counties. These bonds were refinanced in fiscal year 2012-13.
- 451 - The Pension Bond Debt Service Dept. Code 451 accounts for the accumulation of resources to pay the principal and interest on pension obligation bonds issued by the College in 2003 and is funded by a credit to the College's PERS employer rate beginning May 1, 2003.

### **Reserve Funds**

- 501 - Established in FY 2005-2006, the Reserve Fund for Facilities and Grounds Maintenance provides funding for long term facilities and grounds maintenance expenditures. Any funds not expended will remain in the fund for future use. A balance of \$222,200 is appropriated for fiscal year 2017-18.
- 502 - Established in FY 2010-11, the Reserve Fund for General Operations provides future funding for general operations.

### **Enterprise Funds**

- 600 - Other Enterprise Activities Fund accounts for self-supporting programs and activities. Revenues received in excess of requirements are not legally restricted and may support general college operations.
- 601 - College Bookstore - The College Bookstore Fund accounts for revenue and expenditures of the College bookstore which stocks student textbooks and



supplies, general merchandise, and items for internal sales to college departments. The budget supports a retail bookstore on The Dalles campus and for counter service on the Hood River Indian Creek campus.

### **Fiduciary or Agency Funds**

Student Club Fund accounts for the financial activities of student organizations, including;

- The Student Council Fund accounts for receipts and expenses for student activities and fund raisers separate from the General Fund.
- The Phi Theta Kappa Fund accounts for student honor society activities separate from the General Fund.
- Environmental Club Fund
- Student Nurse Association Fund
- Delta Energy Club
- Multicultural Club

### **Student Aid Funds**

- 800 - Federal Student Aid Fund accounts for the College's participation in US Department of Education Title IV Federal student aid programs (Pell Grant, Federal Supplemental Educational Opportunity Grant, Federal Work-Study, and Direct Loan programs). CGCC administration of Title IV programs began summer, 2011
- 805 - Scholarship Fund accounts for the receipt and distribution of third-party scholarships

# Columbia Gorge Community College Organizational Chart- As of 4/19/2017

**Dr. Frank Toda**  
President

Tiffany Prince  
Admin Asst. to the  
President & BOE  
Gail Gilliland  
President's Office  
AA (PT)

Peg Callardo  
Special Projects  
Officer

**Bill Bohn**  
Chief Technology  
and Planning Officer

Adam Giel  
Manager of  
Network Services

Richard Jenson  
ITS Support  
Technician II

Darryl Delvaze  
Online  
Services  
Specialist

Ron Weirus  
Lab Aide

VACANT  
Chief Financial  
Officer

Lisa Deswert  
Controller

Rosalie Kelly  
Bookstore  
Manager

Teresa Cummings  
PT Bookstore  
Specialist(PT)

Sid Spaulding  
Manager of Accts  
Receivable &  
Grant Acct.

Mary Feigenbaum  
Accounting  
Specialist- AP

Loyce Zrelak  
Accounting  
Specialist- AR

**Loft Ufford**  
Chief Academic  
Officer

Mary Kramer  
Director of CTE,  
Science & Math  
Departments  
Math  
CAOS  
Early Childhood  
Ed  
RET  
Business  
Computer Science

James Beedle  
Inst. Asst. -  
Tutor(PT)

Mary Martin  
Admin. Asst. to  
the CAO

Amanda Bernal  
Instructional  
Services-AA

John Schnoppert  
Director of  
Library Services

Gabriela Martinez  
Library Asst II

Nancy Patien  
Dir. of Childcare  
Resource & Ref.

Noemi Ochoa  
Bilingual Early  
Childhood  
Specialist(PT)

Kristen Richelderfer  
Children Partners  
Admin Asst.

Doris Jenson  
Director of Nursing  
& Health  
Occupations  
EMS

Angela Jones  
Nursing & Health  
Occ. AA

VACANT  
Director of  
Transfer & Pre-  
College  
Programs

Departments  
Social Sciences  
English  
ABE/GED/ESOL  
Arts & Humanities

Anne Kelly  
Adult Literacy  
Coordinator(PT)

Mat Fitzpatrick  
Pre-College  
Specialist II

Bernardia Ramos  
ESOL Inst. Asst.  
(PT)

Kelly Wiley  
Pre-College Lt.  
Inst. Asst.(PT)

**Eric Studebaker**  
Chief Student  
Services Officer

Dawn Saltee-  
Jussten  
Registrar

Jessica  
Griffin-Connor  
SSAA II

James Clinger, Jr  
Kacie Hughes  
Rhiana Byrd(PT)  
Student Services  
Admin. Asst. -  
Enrollment

Sara Vemmerster  
Director of  
Financial Aid

Jennifer  
Christensen  
Financial Aid  
Specialist III

James Clinger, Jr  
Kacie Hughes  
Rhiana Byrd(PT)  
Student Services  
Admin. Asst. -  
Enrollment

Tama Bolton  
Kelly Sullivan  
Academic  
Advisor(s)

Michelle Cochran  
Student Life  
Advisor(PT)

Sharna Dahl  
Students Services  
Support  
Coordinator

Dawn Saltee-  
Jussten  
Registrar

James Clinger, Jr  
Kacie Hughes  
Rhiana Byrd(PT)  
Student Services  
Admin. Asst. -  
Enrollment

Sara Vemmerster  
Director of  
Financial Aid

Jennifer  
Christensen  
Financial Aid  
Specialist III

Tama Bolton  
Kelly Sullivan  
Academic  
Advisor(s)

Michelle Cochran  
Student Life  
Advisor(PT)

Sharna Dahl  
Students Services  
Support  
Coordinator

**Mike Taphouse**  
Dir. of Advising &  
Career Services

Ryan Brusco  
Kelly Sullivan  
Academic  
Advisor(s)

Tama Bolton  
Academic  
Advisor- Oregon  
Promise

Michelle Cochran  
Student Life  
Advisor(PT)

Sharna Dahl  
Students Services  
Support  
Coordinator

Ryan Brusco  
Kelly Sullivan  
Academic  
Advisor(s)

Michelle Cochran  
Student Life  
Advisor(PT)

Sharna Dahl  
Students Services  
Support  
Coordinator

Ryan Brusco  
Kelly Sullivan  
Academic  
Advisor(s)

Michelle Cochran  
Student Life  
Advisor(PT)

Sharna Dahl  
Students Services  
Support  
Coordinator

Ryan Brusco  
Kelly Sullivan  
Academic  
Advisor(s)

Michelle Cochran  
Student Life  
Advisor(PT)

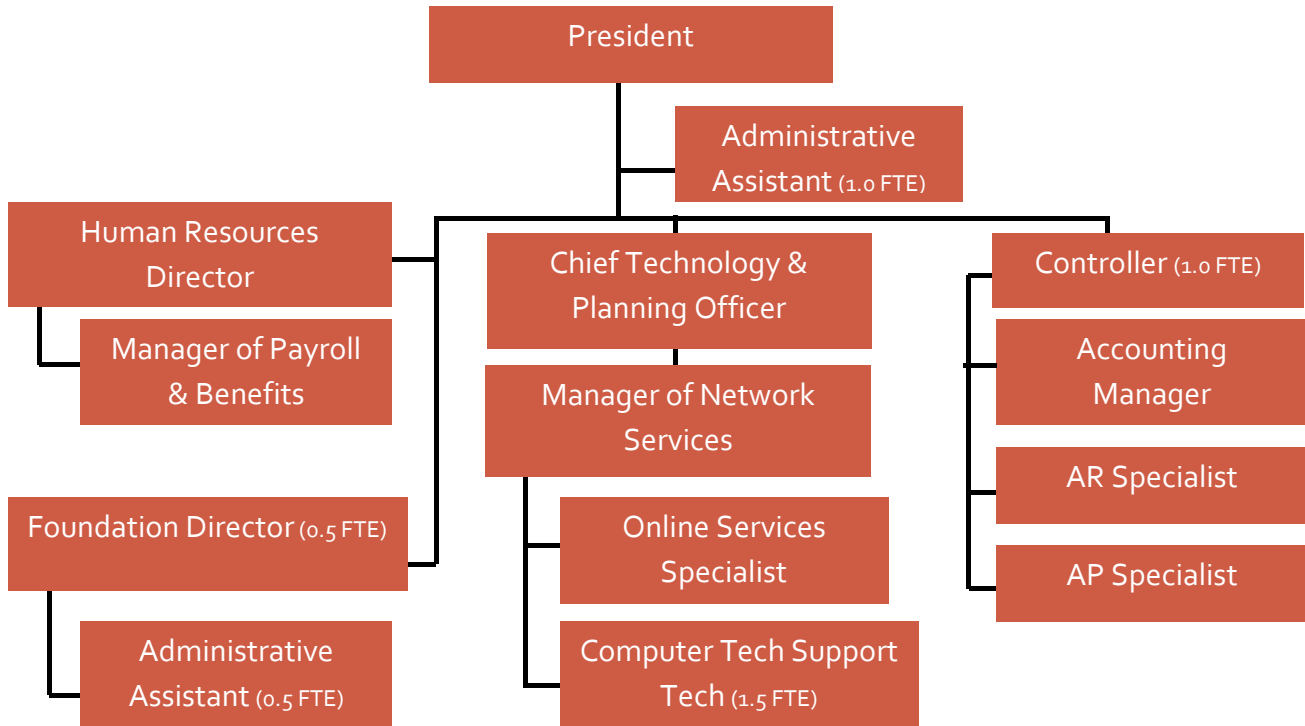
Sharna Dahl  
Students Services  
Support  
Coordinator

Ryan Brusco  
Kelly Sullivan  
Academic  
Advisor(s)

Michelle Cochran  
Student Life  
Advisor(PT)

Sharna Dahl  
Students Services  
Support  
Coordinator

- Human Resources
- Small Business Development Center
- Facilities Services
- Foundation
- Information Technology Services
- Business Office
- Faculty
- Instructional Services
- Student Services



POSITION	2015-16	2016-17	2017-2018
<b>Exempt</b>			
President	1.0	1.0	1.0
Chief Technology and Planning Officer	1.0	1.0	1.0
Chief Financial Officer	1.0	1.0	
Chief Operating Officer	1.0		
Manager of Network Services	1.0	1.0	1.0
Controller	0.5	0.5	1.0
Human Resources Director		1.0	1.0
Accounting Manager	1.0	1.0	1.0
Manager of Payroll & Benefits	1.0		1.0
Payroll & Benefits Coordinator		1.0	
Human Resources Coordinator		1.0	
Foundation Director	1.00	1.0	0.5
<b>Confidential</b>			
Admin Assistant	2.00	1.0	1.0
<b>Classified</b>			
Accounting Clerks (AR & AP)	2.0	2.0	2.0
Online Services Specialist	1.0	1.0	1.0
IT Computer Support Tech	2.0	1.5	1.5
Admin Assistant	1.5	1.0	0.5
<b>Total</b>	<b>17</b>	<b>16</b>	<b>13.5</b>

# GENERAL FUND

COLUMBIA GORGE COMMUNITY COLLEGE

Account Number	Prj	Description	Actual 2014-15	Actual 2015-16	Adjusted 2016-17	Proposed 2017-18	% of T Bgt	\$Chg Incr(Decr)	% of Prior Bgt
<b>GENERAL FUND RESOURCES</b>									
<b>STATE SOURCES</b>									
100-00-000-00-4111	0000	STATE COMMUNITY COLLEGE SUPPORT	3,006,924	5,241,152	4,122,600	4,004,502		(118,098)	97%
<b>TOTAL STATE SOURCES</b>			<b>3,006,924</b>	<b>5,241,152</b>	<b>4,122,600</b>	<b>4,004,502</b>	<b>44.9%</b>	<b>(118,098)</b>	<b>97%</b>
<b>LOCAL SOURCES - PROPERTY TAX</b>									
100-00-000-00-4201	0000	WASCO CURRENT PROPERTY TAX	489,063	501,033	544,851	544,851		0	100%
100-00-000-00-4202	0000	WASCO PRIOR YEARS PROPERTY TAX	34,264	35,791	18,666	18,666		0	100%
100-00-000-00-4203	0000	OTHER TAXES WASCO	76,549	1,130	0	0		0	na
100-00-000-00-4211	0000	HOOD RIVER CURRENT PROPERTY TAX	485,404	507,248	559,247	560,000		753	100%
100-00-000-00-4212	0000	HOOD RIVER PRIOR YEARS PROPERTY TAX	10,240	14,125	5,190	5,200		10	100%
100-00-000-00-4213	0000	OTHER TAXES HOOD RIVER	5,935	1,817	2,066	2,000		(66)	97%
<b>TOTAL LOCAL SOURCES - PROPERTY TAX</b>			<b>1,101,455</b>	<b>1,061,146</b>	<b>1,130,020</b>	<b>1,130,717</b>	<b>12.7%</b>	<b>697</b>	<b>100%</b>
<b>TUITION</b>									
100-00-000-00-4401	0000	CREDIT IN-DISTRICT TUITION	1,740,443	1,567,345	1,699,760	1,784,425		84,665	105%
100-00-000-00-4402	0000	CREDIT OUT-OF-DISTRICT TUITION	106,622	84,539	83,713	88,000		4,287	105%
100-00-000-00-4403	0000	CREDIT OUT-OF-STATE TUITION	570,401	548,730	569,614	597,836		28,222	105%
100-00-000-00-4404	0000	CREDITNON BORDER STATE TUITION	0	0	0	0		0	na
100-00-000-00-4411	0000	NON-CREDIT TUITION	49,045	25,824	23,549	23,549		0	100%
100-00-000-00-4413	0000	HIGH SCHOOL TUITION	0	0	0	0		0	na
100-00-000-00-4414	0000	GED TUITION	0	0	0	0		0	na
100-00-000-00-4415	0000	ESOL TUITION	0	0	0	0		0	na
100-00-000-00-4416	0000	SPANISH GED TUITION	0	0	0	0		0	na
100-00-000-00-4417	0000	SMALL BUSINESS MGMT TUITION	0	3,549	5,460	5,500		40	101%
100-00-000-00-4418	0000	PRE COLLEGE TUITION	0	0	0	0		0	na
100-00-000-00-4472	0000	CR-TUITION WAIVERS-CLASSIFIED/CONFIDENTIAL	0	0	(12,044)	(5,000)		7,044	42%
100-00-000-00-4473	0000	CR-TUITION WAIVERS-FACULTY	0	0	(10,308)	(5,000)		5,308	49%
100-00-000-00-4474	0000	CR-TUITION WAIVERS-MANAGEMENT	0	0	(7,000)	(5,000)		2,000	71%
100-00-000-00-4475	0000	NONCR - TUITION WAIVERS-CLASSIFIED/CONFID	0	0	(1,100)	(2,500)		(1,400)	227%
100-00-000-00-4476	0000	NONCR - TUITION WAIVERS-FACULTY	0	0	(801)	(801)		0	100%
100-00-000-00-4477	0000	NONCR- TUITION WAIVERS-MANAGEMENT	0	0	(500)	(500)		0	100%
100-00-000-00-4491	0000	BANK CARD DISCOUNT FEES	(29,432)	(26,097)	(18,280)	(18,280)		0	100%
100-00-000-00-4495	0000	TUITION ALLOWANCE & BAD DEBT	(1,788)	(54,513)	0	0		0	na
<b>TOTAL TUITION</b>			<b>2,435,291</b>	<b>2,149,376</b>	<b>2,332,063</b>	<b>2,462,229</b>	<b>27.6%</b>	<b>130,166</b>	<b>106%</b>
<b>INSTRUCTIONAL FEES</b>									
100-00-000-00-4501	0000	INSTRUCTIONAL FEES	202,315	188,761	336,228	336,228		0	100%
100-00-000-00-4502	0000	MATERIALS FEES	98	7	0	50		50	na
100-00-000-00-4503	0000	SERVICE FEE	325,944	364,897	419,423	419,423		0	100%
100-00-000-00-4507	0000	MOODLE FEES	15,130	12,125	126,049	126,049		0	100%
100-00-000-00-4508	0000	TECHNOLOGY/FACILITIES/SAFETY FEE	0	0	0	74,868		74,868	na

COLUMBIA GORGE COMMUNITY COLLEGE

Account Number	Prj	Description	Actual 2014-15	Actual 2015-16	Adjusted 2016-17	Proposed 2017-18	% of T Bgt	\$Chg Incr(Decr)	% of Prior Bgt
<b>TOTAL INSTRUCTIONAL FEES</b>			<b>543,487</b>	<b>565,789</b>	<b>881,700</b>	<b>956,618</b>	<b>10.7%</b>	<b>74,918</b>	<b>108%</b>
<b>SPECIAL FEES</b>									
100-00-000-00-4551	0000	AMER HEART ASSOC FEES	8,945	14,736	9,688	9,688		0	100%
100-00-000-00-4552	0000	APPLICATION FEES	4,900	3,600	894	4,000		3,106	447%
100-00-000-00-4553	0000	COLLECTION FEES	(2,449)	(16,440)	80	100		20	125%
100-00-000-00-4556	0000	GRADUATION MATERIALS FEE	0	0	0	0		0	na
100-00-000-00-4557	0000	NSF CHECK FEE	0	25	41	41		0	100%
100-00-000-00-4558	0000	PESTICIDE CERT TEST FEES	2,170	2,505	1,853	1,853		0	100%
100-00-000-00-4559	0000	TESTING FEES	5,943	5,072	4,033	4,500		467	112%
100-00-000-00-4560	0000	RUNNING START CONTRACT FEE	8,915	17,719	10,204	10,204		0	100%
100-00-000-00-4561	0000	COLLEGE NOW TRANSCRIPT FEE	27,991	30,839	20,602	40,000		19,398	194%
100-00-000-00-4562	0000	PROCESSING FEE	134	100	65	100		35	154%
100-00-000-00-4563	0000	EARLY COLLEGE FEE	0	0	0	0		0	na
100-00-000-00-4565	0000	TRANSCRIPT FEE	1,260	1,255	829	1,500		671	181%
100-00-000-00-4591	0000	LATE FEE	7,067	18,042	14,769	14,769		0	100%
100-00-000-00-4593	0000	PROGRAM DEPOSIT	(500)	500	(3,251)	(2,500)		751	77%
100-00-000-00-4599	0000	CASH OVER/(SHORT)	12	(13)	(1)	(1)		0	100%
<b>TOTAL SPECIAL FEES</b>			<b>64,388</b>	<b>77,940</b>	<b>59,806</b>	<b>84,254</b>	<b>0.9%</b>	<b>24,448</b>	<b>141%</b>
<b>OTHER REVENUE SOURCES</b>									
100-00-000-00-4601	0000	INDIRECT COST REVENUE-OPERATING	37,308	8,225	0	0		0	na
100-00-000-00-4603	0000	OTHER OPERATING REVENUE	24,600	9,732	17,199	17,199		0	100%
100-00-000-00-4604	0000	ADMINISTRATIVE COST ALLOWANCE REVENUE	2,410	2,435	0	0		0	na
100-00-000-00-4611	0000	INTEREST INVESTMENTS	47,687	35,320	21,591	30,000		8,409	139%
100-00-000-00-4612	0000	INTEREST TAXES	38	78	82	200		118	244%
100-00-000-00-4614	0000	GAIN/LOSS ON SALE OF SECURITIES	(36,383)	(14,289)	(11,411)	(11,411)		0	100%
100-00-000-00-4621	0000	OTHER NONOPERATING REVENUE	(5,649)	953	1,407	1,407		0	100%
100-00-000-00-4652	0000	RESTRICTED GIFTS	0	0	0	0		0	na
100-00-000-00-4653	0000	RESTRICTED GIFTS NURSING	43,100	26,600	43,100	43,100		0	100%
100-00-000-00-4654	0000	RESTRICTED GIFTS RET	0	0	0	0		0	na
<b>TOTAL OTHER REVENUE SOURCES</b>			<b>113,111</b>	<b>69,054</b>	<b>71,968</b>	<b>80,495</b>	<b>0.9%</b>	<b>8,527</b>	<b>112%</b>
<b>SALES &amp; SERVICES REVENUE</b>									
100-00-000-00-4701	0000	ATM SHARING REVENUE	270	251	109	200		91	183%
100-00-000-00-4706	0000	LIBRARY SERVICES REVENUE	4,121	2,071	1,153	1,500		347	130%
100-00-000-00-4708	0000	RENTAL REVENUE	1,005	225	85	7,500		7,415	8824%
100-00-000-00-4712	0000	VENDING REVENUE	114	16	18	50		32	278%
100-00-000-00-4715	0000	KEY REVENUE	20	0	0	100		0	na
<b>TOTAL SALES &amp; SERVICES REVENUE</b>			<b>5,530</b>	<b>2,563</b>	<b>1,365</b>	<b>9,350</b>	<b>0.1%</b>	<b>7,885</b>	<b>685%</b>
<b>TRANSFERS IN</b>									
100-00-000-00-4902	0000	TRANSFERS FROM SPECIAL FUNDS	2,406,852	430,200	150,200	200,000		49,800	133%

COLUMBIA GORGE COMMUNITY COLLEGE

Account Number	Prj	Description	Actual 2014-15	Actual 2015-16	Adjusted 2016-17	Proposed 2017-18	% of T Bgt	\$Chg Incr(Decr)	% of Prior Bgt
		<b>TOTAL TRANSFERS IN</b>	2,406,852	430,200	150,200	200,000	2.2%	49,800	133%
		<b>TOTAL GENERAL FUND REVENUE</b>	9,677,038	9,597,219	8,749,722	8,928,165	100%	178,443	102%
100-00-000-00-3000	0000	NET WORKING CAPITAL CARRYOVER	641,717	819,514	2,130,000	1,500,000		(630,000)	70%
		<b>TOTAL GENERAL FUND RESOURCES</b>	10,318,755	10,416,734	10,879,722	10,428,165		(451,557)	96%

COLUMBIA GORGE COMMUNITY COLLEGE

Account Number	Prj	Description	Actual 2014-15	Actual 2015-16	Adjusted 2016-17	Proposed 2017-18	% of T Bgt	\$Chg Incr(Decr)	% of Prior Bgt
<b>GENERAL FUND REQUIREMENTS</b>									
<b>INSTRUCTION</b>									
<b>GENERAL ACADEMIC INSTRUCTION</b>									
100-11-101-00-0000		ARTS & HUMANITIES	496,475	162,591	170,991	148,705	1.6%	(22,286)	87%
100-11-102-00-0000		BUSINESS ADMINISTRATION	204,547	57,941	58,732	47,910	0.5%	(10,822)	82%
100-11-105-00-0000		HEALTH & WELLNESS	39,203	34,161	38,165	49,626	0.5%	11,461	130%
100-11-106-00-0000		MATH	231,588	245,090	190,023	231,349	2.5%	41,326	122%
100-11-107-00-0000		SCIENCE	368,513	363,270	398,287	361,181	3.8%	(37,106)	91%
100-11-108-00-0000		SOCIAL SCIENCE	221,526	298,031	298,497	365,021	3.9%	66,524	122%
100-11-109-00-0000		FIRST AID & CPR	4,417	3,043	4,772	4,876	0.1%	104	102%
100-11-110-00-0000		EARLY COLLEGE	773	0	0	0	0.0%	0	na
100-11-111-00-0000		WRITING, READING, LITERATURE, & LANGUAGE	0	246,450	281,396	328,580	3%	47,184	117%
			<b>1,567,042</b>	<b>1,410,576</b>	<b>1,440,863</b>	<b>1,537,248</b>		<b>96,385</b>	
<b>CAREER &amp; TECHNICAL ED PREP</b>									
100-12-121-00-0000		COMPUTER APPLICATIONS/OFC SYS	131,788	81,265	99,213	72,932	0.8%	(26,281)	74%
100-12-122-00-0000		COMPUTER SCIENCE	93,741	96,938	105,523	108,324	1.1%	2,801	103%
100-12-125-00-0000		EMERGENCY MED TECH PROGRAM	28,733	24,980	28,447	52,289	0.6%	23,842	184%
100-12-127-00-0000		NURSING	738,926	806,509	735,362	816,744	8.7%	81,382	111%
100-12-128-00-0000		OTHER PROFESSIONAL TECHNICAL	146,469	52,609	56,375	49,951	0.5%	(6,424)	89%
100-12-129-00-0000		PRE-COLLEGE MATH	105,864	64,773	104,032	65,348	0.7%	(38,684)	63%
100-12-130-00-0000		RENEWABLE ENERGY	287,418	240,508	288,517	264,536	2.8%	(23,981)	92%
100-12-131-00-0000		MEDICAL ASSISTING	116,464	120,418	143,383	115,680	1.2%	(27,703)	81%
100-12-133-00-0000		MEDICAL TERMINOLOGY	16,574	17,555	17,371	34,215	0.4%	16,844	197%
			<b>1,665,977</b>	<b>1,505,556</b>	<b>1,578,223</b>	<b>1,580,020</b>		<b>1,797</b>	
<b>CAREER &amp; TECHNICAL ED SUPPLEMENTAL</b>									
100-12-141-00-0000		CNA/CMA	44,551	24,218	45,848	0	0.0%	(45,848)	na
100-12-142-00-0000		SMALL BUSINESS DEVELOPMENT CTR	56,415	74,036	104,607	86,852	0.9%	(17,755)	83%
100-12-143-00-0000		SMALL BUSINESS MANAGEMENT	31,379	0	0	0	0.0%	0	na
			<b>132,345</b>	<b>98,254</b>	<b>150,455</b>	<b>86,852</b>		<b>(63,603)</b>	
<b>PRE-COLLEGE (DEVELOPMENTAL ED)</b>									
100-13-161-00-0000		PRE COLLEGE	135,803	147,361	135,751	146,000	1.5%	10,249	108%
100-13-162-00-0000		ENGLISH SPEAKERS OF OTHER LANGUAGES	102,410	80,744	71,830	104,725	1.1%	32,895	146%
100-13-163-00-0000		POST SECONDARY REMEDIAL	157,059	51,714	168,846	78,046	0.8%	(90,800)	46%
			<b>395,272</b>	<b>279,818</b>	<b>376,427</b>	<b>328,771</b>		<b>(47,656)</b>	
<b>OTHER REIMBURSEABLE INSTRUCTION</b>									
100-14-171-00-0000		ADULT CONTINUING EDUCATION	57,176	16,980	0	0	0.0%	0	na
100-14-172-00-0000		HEALTH & SAFETY ADULT EDUCATION	22,388	21,511	0	0	0.0%	0	na
			<b>79,564</b>	<b>38,491</b>	<b>0</b>	<b>0</b>		<b>0</b>	
<b>TOTAL INSTRUCTION</b>			<b>3,840,200</b>	<b>3,332,696</b>	<b>3,545,968</b>	<b>3,532,890</b>	<b>37.5%</b>	<b>(13,078)</b>	



COLUMBIA GORGE COMMUNITY COLLEGE

Account Number	Prj	Description	Actual 2014-15	Actual 2015-16	Adjusted 2016-17	Proposed 2017-18	% of T Bgt	\$Chg Incr(Decr)	% of Prior Bgt
<b>ACADEMIC SUPPORT</b>									
100-20-201-00-0000		INSTRUCTIONAL ADMINISTRATION	478,049	548,795	770,398	772,979	8.2%	2,581	100%
100-20-203-00-0000		DISTANCE EDUCATION	142,370	109,138	233,631	97,951	1.0%	(135,680)	42%
100-20-204-00-0000		INSTRUCTIONAL STAFF DEVELOPMENT	14,600	5,396	8,745	8,500	0.1%	(245)	97%
100-20-221-00-0000		LIBRARY	279,764	164,874	250,705	227,969	2.4%	(22,736)	91%
		<b>TOTAL ACADEMIC SUPPORT</b>	<b>914,783</b>	<b>828,202</b>	<b>1,263,479</b>	<b>1,107,398</b>	<b>11.7%</b>	<b>(156,081)</b>	
<b>STUDENT SERVICES</b>									
100-30-301-00-0000		REGISTRATION & ADMISSIONS	287,446	246,216	429,241	308,715	3.3%	(120,526)	72%
100-30-302-00-0000		ADVISING	331,916	214,387	237,924	216,751	2.3%	(21,173)	91%
100-30-303-00-0000		FINANCIAL AID ADMINISTRATION	182,051	136,105	168,695	192,573	2.0%	23,878	114%
100-30-304-00-0000		CAREER SERVICES	59,263	795	800	800	0.0%	0	100%
100-30-305-00-0000		STUDENT RECOGNITION	6,257	6,857	6,235	8,200	0.1%	1,965	132%
100-30-306-00-0000		ADA SERVICES	14,537	44,239	72,740	95,235	1.0%	22,495	131%
100-30-310-00-0000		STUDENT SUCCESS INITIATIVES	54,390	7,358	16,041	8,000	0.1%	(8,041)	50%
100-30-315-00-0000		EXTERNAL AFFAIRS	0	0	0	177,575	1.9%	177,575	na
100-30-316-00-0000		STUDENT SERVICES	0	0	0	140,066	1.5%	140,066	na
100-30-321-00-0000		GED TESTING	152	0	0	0	0.0%	0	na
100-30-331-00-0000		STUDENT GOVERNMENT	10,529	12,672	43,041	9,250	0.1%	(33,791)	21%
100-30-332-00-0000		PHI THETA KAPPA	6,321	8,119	5,968	5,368	0.1%	(600)	90%
		<b>TOTAL STUDENT SERVICES</b>	<b>952,862</b>	<b>676,749</b>	<b>980,685</b>	<b>1,162,533</b>	<b>12.3%</b>	<b>181,848</b>	
<b>INSTITUTIONAL SUPPORT</b>									
100-50-501-00-0000		GOVERNING BOARD	23,313	23,218	28,299	18,714	0.2%	(9,585)	66%
100-50-502-00-0000		PRESIDENT'S OFFICE	445,229	377,930	413,854	369,339	3.9%	(44,515)	89%
100-50-503-00-0000		PUBLIC INFO & COMMUNITY RELATIONS	68,688	74,845	77,940	95,582	1.0%	17,642	123%
100-50-504-00-0000		ELECTIONS	2,106	0	5,200	0	0.0%	(5,200)	na
100-50-505-00-0000		ACCREDITATION	20,449	14,252	0	14,700	0.2%	14,700	na
100-50-511-00-0000		BUSINESS OFFICE	408,546	424,150	386,419	295,837	3.1%	(90,582)	77%
100-50-512-00-0000		INSURANCE/LEGAL/AUDIT	226,979	250,634	156,946	129,678	1.4%	(27,268)	83%
100-50-521-00-0000		HUMAN RESOURCES	484,467	335,997	341,959	231,836	2.5%	(110,123)	68%
100-50-531-00-0000		RESOURCE DEVELOPMENT	221,466	119,692	130,153	78,836	0.8%	(51,317)	61%
100-50-541-00-0000		INFORMATION TECHNOLOGY SERVICES	602,164	643,581	450,150	722,995	7.7%	272,845	161%
100-50-551-00-0000		COMMUNICATIONS	63,897	63,823	9,816	51,479	0.5%	41,663	524%
		<b>TOTAL INSTITUTIONAL SUPPORT</b>	<b>2,567,304</b>	<b>2,328,121</b>	<b>2,000,736</b>	<b>2,008,996</b>	<b>21.3%</b>	<b>8,260</b>	
<b>FINANCIAL AID</b>									
100-60-601-00-0000		FINANCIAL AID	17,842	22,926	27,650	21,905	0.2%	(5,745)	79%
		<b>TOTAL FINANCIAL AID</b>	<b>17,842</b>	<b>22,926</b>	<b>27,650</b>	<b>21,905</b>	<b>0.2%</b>	<b>(5,745)</b>	

COLUMBIA GORGE COMMUNITY COLLEGE

Account Number	Prj	Description	Actual 2014-15	Actual 2015-16	Adjusted 2016-17	Proposed 2017-18	% of T Bgt	\$Chg Incr(Decr)	% of Prior Bgt
<b>PLANT OPERATION &amp; MAINTENANCE</b>									
100-70-701-00-0000		FACILITIES SERVICES	205,485	183,825	282,824	331,933	3.5%	49,109	117%
100-70-702-00-0000		BUILDING MAINTENANCE	128,094	85,072	104,479	51,334	0.5%	(53,145)	49%
100-70-703-00-0000		GROUND MAINTENANCE	95,329	79,836	115,100	114,408	1.2%	(692)	99%
100-70-704-00-0000		CUSTODIAL SERVICES	326,184	313,728	334,318	325,613	3.5%	(8,705)	97%
100-70-705-00-0000		UTILITIES	248,716	230,280	234,035	239,109	2.5%	5,074	102%
100-70-706-00-0000		PLANT IMPROVEMENTS & EQUIPMENT	0	0	0	0	0.0%	0	na
		<b>TOTAL PLANT OPERATION &amp; MAINT</b>	<b>1,003,808</b>	<b>892,740</b>	<b>1,070,756</b>	<b>1,062,397</b>	<b>11.3%</b>	<b>(8,359)</b>	
<b>TOTAL OPERATING EXPENSES</b>									
			<b>9,296,799</b>	<b>8,081,434</b>	<b>8,889,274</b>	<b>8,896,120</b>			
<b>CONTINGENCY</b>									
100-90-911-00-0000		CONTINGENCY	0	0	220,000	220,000	2.3%	0	100%
		<b>TOTAL CONTINGENCY</b>	<b>0</b>	<b>0</b>	<b>220,000</b>	<b>220,000</b>		<b>0</b>	
<b>DEBT SERVICE</b>									
100-00-921-00-0000		DEBT SERVICE	124,160	36,823	34,430	31,955	0.3%	(2,475)	93%
		<b>TOTAL DEBT SERVICE</b>	<b>124,160</b>	<b>36,823</b>	<b>34,430</b>	<b>31,955</b>		<b>(2,475)</b>	
<b>TRANSFERS</b>									
100-00-931-00-0000		TRANSFERS TO SPECIAL FUNDS	79,059	89,626	605,619	277,750	2.9%	(327,869)	46%
		<b>TOTAL TRANSFERS</b>	<b>79,059</b>	<b>89,626</b>	<b>605,619</b>	<b>277,750</b>		<b>(327,869)</b>	
<b>AUDIT ADJUSTMENT</b>									
		AUDIT ADJUSTMENT	0	0	0	0	0.0%	0	na
		<b>TOTAL GENERAL FUND REQUIREMENTS</b>	<b>9,500,018</b>	<b>8,207,882</b>	<b>9,749,323</b>	<b>9,425,825</b>		<b>(323,498)</b>	
		<b>TOTAL GENERAL FUND RESOURCES</b>	<b>10,318,755</b>	<b>10,416,734</b>	<b>10,879,722</b>	<b>10,428,165</b>		<b>(451,557)</b>	
100-00-000-00-3000		UNAPPROPRIATED ENDING FUND BAL	818,737	2,208,852	1,130,399	1,002,340		(128,059)	
		<b>BEGINNING FUND BALANCE</b>	<b>641,717</b>	<b>819,514</b>	<b>2,130,000</b>	<b>1,500,000</b>			
		<b>CHANGE IN FUND BALANCE</b>	<b>177,020</b>	<b>1,389,337</b>	<b>(999,601)</b>	<b>(497,660)</b>			

COLUMBIA GORGE COMMUNITY COLLEGE

Account Number	Prj	Description	Actual 2014-15	Actual 2015-16	Adjusted 2016-17	Proposed 2017-18	% of T Bgt	\$Chg Incr(Decr)	% of Prior Bgt
----------------	-----	-------------	-------------------	-------------------	---------------------	---------------------	---------------	---------------------	-------------------

THIS PAGE LEFT BLANK.

COLUMBIA GORGE COMMUNITY COLLEGE

Account Number	Prj	Description	Actual 2014-15	Actual 2015-16	Adjusted 2016-17	Proposed 2017-18	% of T Bgt	\$Chg Incr(Decr)	% of Prior Bgt
<b>ARTS &amp; HUMANITIES</b>									
<b>PERSONNEL SERVICES</b>									
<b>SALARY EXPENSE</b>									
100-11-101-00-6401	0000	FULL TIME INSTRUCTOR SALARIES	64,600	0	0	0	na	0	na
100-11-101-00-6421	0000	PART TIME INSTRUCTOR WAGES	287,736	118,085	118,914	112,000	94%	(6,914)	94%
100-11-101-00-6442	0000	SPECIAL PROJECT WAGES	7,535	8,733	6,229	0	na	(6,229)	na
100-11-101-00-6443	0000	TUTOR WAGES	9,443	1,274	5,300	2,500	47%	(2,800)	47%
<b>TOTAL SALARY EXPENSE</b>			<b>369,314</b>	<b>128,092</b>	<b>130,443</b>	<b>114,500</b>		<b>(15,943)</b>	
<b>OTHER PAYROLL EXPENSE</b>									
100-11-101-00-6901	0000	SOCIAL SECURITY	28,268	9,799	9,979	4,500	45%	(5,479)	45%
100-11-101-00-6902	0000	WORKERS' COMPENSATION INS	1,814	679	983	783	80%	(200)	80%
100-11-101-00-6903	0000	STATE WORKERS BENEFIT FUND	124	84	132	150	114%	18	114%
100-11-101-00-6904	0000	UNEMPLOYMENT INSURANCE	6,097	2,178	2,218	2,262	102%	44	102%
100-11-101-00-6905	0000	PERS	30,030	8,994	10,883	9,800	90%	(1,083)	90%
100-11-101-00-6906	0000	DISABILITY INSURANCE	0	0	0	0	na	0	na
100-11-101-00-6907	0000	LIFE INSURANCE	17	0	0	0	na	0	na
100-11-101-00-6908	0000	HEALTH INSURANCE	10,924	0	0	0	na	0	na
100-11-101-00-6951	0000	PERS BENEFIT EQUALIZATION FUND	17,031	4,034	3,505	3,505	100%	0	100%
<b>TOTAL OTHER PAYROLL EXPENSE</b>			<b>94,305</b>	<b>25,767</b>	<b>27,700</b>	<b>21,000</b>		<b>(6,700)</b>	
<b>TOTAL PERSONNEL SERVICES</b>			<b>463,619</b>	<b>153,860</b>	<b>158,143</b>	<b>135,500</b>		<b>(22,643)</b>	
<b>MATERIALS &amp; SERVICES</b>									
100-11-101-00-7114	0000	PROGRAM ADVERTISING & PROMOTIONS	235	0	0	0	na	0	na
100-11-101-00-7206	0000	INSTRUCTIONAL CONTRACTED SERVICES	594	0	0	0	na	0	na
100-11-101-00-7210	0000	OTHER CONTRACTED SERVICES	9,950	500	0	0	na	0	na
100-11-101-00-7510	0000	POSTAGE	0	0	30	30	100%	0	100%
100-11-101-00-7521	0000	SHIPPING & FREIGHT	0	94	0	0	na	0	na
100-11-101-00-7601	0000	PRINTING & DUPLICATING	0	0	170	175	103%	5	103%
100-11-101-00-8006	0000	INSTRUCTIONAL SUPPLIES	6,917	7,634	4,225	8,000	189%	3,775	189%
100-11-101-00-8201	0000	CONFERENCE FEES	320	503	725	0	na	(725)	na
100-11-101-00-8202	0000	FIELD TRIP EXPENSE	0	0	0	0	na	0	na
100-11-101-00-8204	0000	NON-EMPLOYEE TRAVEL	90	0	0	0	na	0	na
100-11-101-00-8205	0000	EMPLOYEE TRAVEL	189	0	803	0	na	(803)	na
100-11-101-00-8508	0000	EQUIPMENT REPAIR	1,253	0	4,800	5,000	104%	200	104%
100-11-101-00-8803	0000	INSTRUCTIONAL EQUIPMENT <\$5000	5,202	0	0	0	na	0	na
<b>TOTAL MATERIAL &amp; SERVICES</b>			<b>24,750</b>	<b>8,731</b>	<b>10,753</b>	<b>13,205</b>		<b>2,452</b>	
<b>CAPITAL OUTLAY</b>									
100-11-101-00-9573	0000	INSTRUCTIONAL EQUIPMENT > \$5000	8,106	0	0	0	na	0	na

COLUMBIA GORGE COMMUNITY COLLEGE

Account Number	Prj	Description	Actual 2014-15	Actual 2015-16	Adjusted 2016-17	Proposed 2017-18	% of T Bgt	\$Chg Incr(Decr)	% of Prior Bgt
<b>TOTAL MATERIAL &amp; SERVICES</b>			8,106	0	0	0	0	0	0
<b>TRANSFERS</b>									
100-11-101-00-9951	0000	INTR DEPT SVCS IT	0	0	2,095	0		(2,095)	na
<b>TOTAL TRANSFERS</b>			0	0	2,095	0		(2,095)	
<b>TOTAL EXPENDITURES</b>			496,475	162,591	170,991	148,705		(22,286)	
<b>TOTAL ARTS &amp; HUMANITIES</b>			496,475	162,591	170,991	148,705	1.6%		

COLUMBIA GORGE COMMUNITY COLLEGE

Account Number	Prj	Description	Actual 2014-15	Actual 2015-16	Adjusted 2016-17	Proposed 2017-18	% of T Bgt	\$Chg Incr(Decr)	% of Prior Bgt
<b>BUSINESS ADMINISTRATION</b>									
<b>PERSONNEL SERVICES</b>									
<b>SALARY EXPENSE</b>									
100-11-102-00-6401	0000	FULL TIME INSTRUCTOR SALARIES	123,678	0	0	0	0	0	na
100-11-102-00-6403	0000	FTF OVERLOAD PAY	0	0	0	0	0	0	na
100-11-102-00-6421	0000	PART TIME INSTRUCTOR WAGES	35,535	45,451	47,109	43,000	91%	(4,109)	91%
100-11-102-00-6442	0000	SPECIAL PROJECT WAGES	873	3,048	1,307	0	na	(1,307)	na
100-11-102-00-6443	0000	TUTOR WAGES	439	0	439	0	na	(439)	na
<b>TOTAL SALARY EXPENSE</b>			<b>160,525</b>	<b>48,499</b>	<b>48,855</b>	<b>43,000</b>		<b>(5,855)</b>	
<b>OTHER PAYROLL EXPENSE</b>									
100-11-102-00-6901	0000	SOCIAL SECURITY	12,260	3,710	3,737	1,000	27%	(2,737)	27%
100-11-102-00-6902	0000	WORKERS' COMPENSATION INS	806	257	368	100	27%	(268)	27%
100-11-102-00-6903	0000	STATE WORKERS BENEFIT FUND	28	34	25	20	80%	(5)	80%
100-11-102-00-6904	0000	UNEMPLOYMENT INSURANCE	1,214	825	831	480	58%	(351)	58%
100-11-102-00-6905	0000	PERS	9,178	2,718	3,276	1,000	31%	(2,276)	31%
100-11-102-00-6906	0000	DISABILITY INSURANCE	123	0	0	0	na	0	na
100-11-102-00-6907	0000	LIFE INSURANCE	12	0	0	0	na	0	na
100-11-102-00-6908	0000	HEALTH INSURANCE	14,761	0	0	900	na	900	na
100-11-102-00-6951	0000	PERS BENEFIT EQUALIZATION FUND	4,963	1,413	1,055	500	47%	(555)	47%
<b>TOTAL OTHER PAYROLL EXPENSE</b>			<b>43,345</b>	<b>8,957</b>	<b>9,292</b>	<b>4,000</b>		<b>(5,292)</b>	
<b>TOTAL PERSONNEL SERVICES</b>			<b>203,870</b>	<b>57,456</b>	<b>58,147</b>	<b>47,000</b>		<b>(11,147)</b>	
<b>MATERIALS &amp; SERVICES</b>									
100-11-102-00-7510	0000	POSTAGE	0	0	0	0	0	0	na
100-11-102-00-7601	0000	PRINTING & DUPLICATING	0	0	243	425	175%	182	175%
100-11-102-00-8006	0000	INSTRUCTIONAL SUPPLIES	392	200	0	200	na	200	na
100-11-102-00-8201	0000	CONFERENCE FEES	0	0	0	0	na	0	na
100-11-102-00-8205	0000	EMPLOYEE TRAVEL	0	0	57	0	na	(57)	na
100-11-102-00-8509	0000	FOOD & REFRESHMENTS	0	0	0	0	na	0	na
100-11-102-00-8516	0000	MEMBERSHIP FEES & DUES	285	285	285	285	100%	0	100%
<b>TOTAL MATERIAL &amp; SERVICES</b>			<b>677</b>	<b>485</b>	<b>585</b>	<b>910</b>		<b>325</b>	
<b>TOTAL EXPENDITURES</b>			<b>204,547</b>	<b>57,941</b>	<b>58,732</b>	<b>47,910</b>		<b>(10,822)</b>	
<b>TOTAL BUSINESS ADMINISTRATION</b>			<b>204,547</b>	<b>57,941</b>	<b>58,732</b>	<b>47,910</b>	<b>0.5%</b>		

COLUMBIA GORGE COMMUNITY COLLEGE

Account Number	Prj	Description	Actual 2014-15	Actual 2015-16	Adjusted 2016-17	Proposed 2017-18	% of T Bgt	\$Chg Incr(Decr)	% of Prior Bgt
<b>HEALTH &amp; WELLNESS</b>									
<b>PERSONNEL SERVICES</b>									
<b>SALARY EXPENSE</b>									
100-11-105-00-6421	0000	PART TIME INSTRUCTOR WAGES	26,805	22,078	22,265	33,800	11,535	152%	152%
100-11-105-00-6442	0000	SPECIAL PROJECT WAGES		148	148	0	(148)	na	na
<b>TOTAL SALARY EXPENSE</b>			<b>26,805</b>	<b>22,226</b>	<b>22,413</b>	<b>33,800</b>	<b>11,387</b>		
<b>OTHER PAYROLL EXPENSE</b>									
100-11-105-00-6901	0000	SOCIAL SECURITY	2,050	1,700	1,715	2,100	385	122%	122%
100-11-105-00-6902	0000	WORKERS' COMPENSATION INS	129	118	169	150	(19)	89%	89%
100-11-105-00-6903	0000	STATE WORKERS BENEFIT FUND	14	16	15	42	27	280%	280%
100-11-105-00-6904	0000	UNEMPLOYMENT INSURANCE	482	378	381	533	152	140%	140%
100-11-105-00-6905	0000	PERS	1,039	1,770	1,870	2,000	130	107%	107%
100-11-105-00-6906	0000	DISABILITY INSURANCE	0	0	0	0	0	na	na
100-11-105-00-6907	0000	LIFE INSURANCE	0	0	0	0	0	na	na
100-11-105-00-6908	0000	HEALTH INSURANCE	0	0	0	0	0	na	na
100-11-105-00-6951	0000	PERS BENEFIT EQUALIZATION FUND	529	567	602	0	(602)	na	na
<b>TOTAL OTHER PAYROLL EXPENSE</b>			<b>4,243</b>	<b>4,549</b>	<b>4,752</b>	<b>4,826</b>	<b>74</b>		
<b>TOTAL PERSONNEL SERVICES</b>			<b>31,048</b>	<b>26,776</b>	<b>27,165</b>	<b>38,626</b>	<b>11,461</b>		
<b>MATERIALS &amp; SERVICES</b>									
100-11-105-00-7210	0000	OTHER CONTRACTED SERVICES	8,155	7,385	11,000	2,000	(9,000)	18%	18%
100-11-105-00-8006	0000	INSTRUCTIONAL SUPPLIES	0	0	0	2,000	2,000	na	na
100-11-105-00-8803	0000	INSTRUCTIONAL EQUIPMENT <\$5000	0	0	0	7,000	7,000	na	na
<b>TOTAL MATERIAL &amp; SERVICES</b>			<b>8,155</b>	<b>7,385</b>	<b>11,000</b>	<b>11,000</b>	<b>0</b>		
<b>TOTAL EXPENDITURES</b>			<b>39,203</b>	<b>34,161</b>	<b>38,165</b>	<b>49,626</b>	<b>11,461</b>		
<b>TOTAL HEALTH &amp; WELLNESS</b>			<b>39,203</b>	<b>34,161</b>	<b>38,165</b>	<b>49,626</b>	<b>0.5%</b>		

COLUMBIA GORGE COMMUNITY COLLEGE

Account Number	Prj	Description	Actual 2014-15	Actual 2015-16	Adjusted 2016-17	Proposed 2017-18	% of T Bgt	\$Chg Incr(Decr)	% of Prior Bgt
<b>MATH</b>									
<b>PERSONNEL SERVICES</b>									
<b>SALARY EXPENSE</b>									
100-11-106-00-6302	0000	PART TIME CLASSIFIED WAGES	15,909	15,536	17,784	15,500		(2,284)	87%
100-11-106-00-6401	0000	FULL TIME INSTRUCTOR SALARIES	116,113	126,276	69,761	122,665		52,904	176%
100-11-106-00-6402	0000	FTF EXTRA CONTRACT DAYS PAY	0	0	9,792	0		(9,792)	na
100-11-106-00-6403	0000	FTF OVERLOAD PAY	4,292	2,894	0	9,792		9,792	na
100-11-106-00-6421	0000	PART TIME INSTRUCTOR WAGES	17,126	23,415	33,444	38,000		4,556	114%
100-11-106-00-6442	0000	SPECIAL PROJECT WAGES	1,904	505	1,774	0		(1,774)	na
100-11-106-00-6443	0000	TUTOR WAGES	1,685	66	747	0		(747)	na
<b>TOTAL SALARY EXPENSE</b>			<b>157,029</b>	<b>168,692</b>	<b>133,302</b>	<b>185,957</b>		<b>52,655</b>	
<b>OTHER PAYROLL EXPENSE</b>									
100-11-106-11-6901	0000	SOCIAL SECURITY	11,532	12,467	9,869	5,314		(4,555)	54%
100-11-106-11-6902	0000	WORKERS' COMPENSATION INS	757	901	1,377	390		(987)	28%
100-11-106-11-6903	0000	STATE WORKERS BENEFIT FUND	69	115	65	25		(40)	39%
100-11-106-11-6904	0000	UNEMPLOYMENT INSURANCE	1,722	1,882	2,193	691		(1,502)	32%
100-11-106-11-6905	0000	PERS	15,446	18,511	13,025	12,315		(710)	95%
100-11-106-11-6906	0000	DISABILITY INSURANCE	270	226	206	173		(33)	84%
100-11-106-11-6907	0000	LIFE INSURANCE	32	30	16	16		0	103%
100-11-106-11-6908	0000	HEALTH INSURANCE	33,792	33,842	20,928	20,529		(399)	98%
100-11-106-11-6951	0000	PERS BENEFIT EQUALIZATION FUND	8,688	7,629	5,554	3,167		(2,387)	57%
<b>TOTAL OTHER PAYROLL EXPENSE</b>			<b>72,308</b>	<b>75,603</b>	<b>53,233</b>	<b>42,622</b>		<b>(10,611)</b>	
<b>TOTAL PERSONNEL SERVICES</b>			<b>229,337</b>	<b>244,295</b>	<b>186,535</b>	<b>228,579</b>		<b>42,044</b>	
<b>MATERIALS &amp; SERVICES</b>									
100-11-106-00-7510	0000	POSTAGE	0	0	6	0		(6)	na
100-11-106-00-7601	0000	PRINTING & DUPLICATING	0	0	535	1,350		815	252%
100-11-106-00-8006	0000	INSTRUCTIONAL SUPPLIES	519	55	200	200		0	100%
100-11-106-00-8201	0000	CONFERENCE FEES	250	185	100	520		420	520%
100-11-106-00-8205	0000	EMPLOYEE TRAVEL	1,362	555	600	700		100	117%
100-11-106-00-8509	0000	FOOD & REFRESHMENTS	120	0	0	0		0	na
<b>TOTAL MATERIAL &amp; SERVICES</b>			<b>2,251</b>	<b>795</b>	<b>1,441</b>	<b>2,770</b>		<b>1,329</b>	
<b>TOTAL EXPENDITURES</b>			<b>231,588</b>	<b>245,090</b>	<b>187,976</b>	<b>231,349</b>		<b>43,373</b>	
<b>TRANSFERS</b>									
100-11-106-00-9951	0000	INTR DEPT SVCS IT	0	0	2,047	0		2,047	0
<b>TOTAL TRANSFERS</b>			<b>0</b>	<b>0</b>	<b>2,047</b>	<b>0</b>		<b>2,047</b>	<b>0</b>
<b>TOTAL EXPENDITURES</b>			<b>231,978</b>	<b>245,316</b>	<b>190,023</b>	<b>231,349</b>		<b>231,349</b>	<b>2.5%</b>
<b>TOTAL MATH</b>			<b>231,588</b>	<b>245,090</b>	<b>190,023</b>	<b>231,349</b>		<b>231,349</b>	<b>2.5%</b>



COLUMBIA GORGE COMMUNITY COLLEGE

Account Number	Prj	Description	Actual 2014-15	Actual 2015-16	Adjusted 2016-17	Proposed 2017-18	% of T Bgt	\$Chg Incr(Decr)	% of Prior Bgt
<b>SCIENCE</b>									
<b>PERSONNEL SERVICES</b>									
<b>SALARY EXPENSE</b>									
100-11-107-00-6401	0000	FULL TIME INSTRUTOR SALARIES	187,797	202,608	195,727	206,936		11,209	106%
100-11-107-00-6402	0000	FTF EXTRA CONTRACT DAYS PAY	0	0	5,649	0		(5,649)	na
100-11-107-00-6403	0000	FTF OVERLOAD PAY	149	0	0	5,649		5,649	na
100-11-107-00-6421	0000	PART TIME INSTRUTOR WAGES	55,784	47,288	51,729	52,691		962	102%
100-11-107-00-6441	0000	CURRICULUM DEVELOPMENT WAGES	6,513	0	5,568	0		(5,568)	na
100-11-107-00-6442	0000	SPECIAL PROJECT WAGES	1,021	1,560	1,175	0		(1,175)	na
100-11-107-00-6443	0000	TUTORING WAGES	1,889	0	1,889	0		(1,889)	na
<b>TOTAL SALARY EXPENSE</b>			<b>253,153</b>	<b>251,456</b>	<b>261,737</b>	<b>265,276</b>		<b>3,539</b>	
<b>OTHER PAYROLL EXPENSE</b>									
100-11-107-00-6901	0000	SOCIAL SECURITY	19,315	19,236	20,012	15,831		(4,181)	79%
100-11-107-00-6902	0000	WORKERS' COMPENSATION INS	1,222	1,314	2,376	1,097		(1,279)	46%
100-11-107-00-6903	0000	STATE WORKERS BENEFIT FUND	89	99	142	76		(66)	54%
100-11-107-00-6904	0000	UNEMPLOYMENT INSURANCE	2,943	2,659	4,447	2,074		(2,373)	47%
100-11-107-00-6905	0000	PERS	25,788	27,790	29,644	30,676		1,032	103%
100-11-107-00-6906	0000	DISABILITY INSURANCE	443	452	460	486		26	106%
100-11-107-00-6907	0000	LIFE INSURANCE	50	49	32	49		17	154%
100-11-107-00-6908	0000	HEALTH INSURANCE	34,058	31,908	34,878	17,717		(17,161)	51%
100-11-107-00-6951	0000	PERS BENEFIT EQUALIZATION FUND	14,211	10,439	12,689	8,898		(3,791)	70%
<b>TOTAL OTHER PAYROLL EXPENSE</b>			<b>98,119</b>	<b>93,946</b>	<b>104,680</b>	<b>76,905</b>		<b>(27,775)</b>	
<b>TOTAL PERSONNEL SERVICES</b>			<b>351,272</b>	<b>345,402</b>	<b>366,417</b>	<b>342,181</b>		<b>(24,236)</b>	
<b>MATERIALS &amp; SERVICES</b>									
100-11-107-00-7510	0000	POSTAGE	0	0	5	0		(5)	na
100-11-107-00-7521	0000	SHIPPING & FREIGHT	0	38	0	0		0	na
100-11-107-00-7601	0000	PRINTING & DUPLICATING	0	0	666	1,500		834	225%
100-11-107-00-8006	0000	INSTRUCTIONAL SUPPLIES	15,155	11,542	9,085	10,000		915	110%
100-11-107-00-8201	0000	CONFERENCE FEES	654	276	0	0		0	na
100-11-107-00-8202	0000	FIELD TRIP EXPENSE	45	0	0	0		0	na
100-11-107-00-8205	0000	EMPLOYEE TRAVEL	0	74	0	0		0	na
100-11-107-00-8508	0000	EQUIPMENT REPAIR	0	1,268	768	1,000		232	130%
100-11-107-00-8516	0000	MEMBERSHIP FEES & DUES	179	183	187	0		(187)	na
100-11-107-00-8803	0000	INSTRUCTIONAL EQUIPMENT <\$5000	1,208	0	4,500	6,500		2,000	144%
100-11-107-00-8803	2002	INSTRUCTIONAL EQUIPMENT <\$5000-CHEMIS	0	4,486	0	0		0	na
<b>TOTAL MATERIAL &amp; SERVICES</b>			<b>17,241</b>	<b>17,868</b>	<b>15,211</b>	<b>19,000</b>		<b>3,789</b>	
<b>TOTAL EXPENDITURES</b>			<b>368,513</b>	<b>363,270</b>	<b>381,628</b>	<b>361,181</b>		<b>(20,447)</b>	
<b>TRANSFERS</b>									

COLUMBIA GORGE COMMUNITY COLLEGE

Account Number	Prj	Description	Actual 2014-15	Actual 2015-16	Adjusted 2016-17	Proposed 2017-18	% of T Bgt	\$Chg Incr(Decr)	% of Prior Bgt
100-11-107-00-9951	0000	INTR DEPT SVCS IT	0	0	16,659	0			
<b>TOTAL TRANSFERS</b>			<b>0</b>	<b>0</b>	<b>16,659</b>	<b>0</b>			
<b>TOTAL EXPENDITURES</b>			<b>368,513</b>	<b>363,270</b>	<b>398,287</b>	<b>361,181</b>			
<b>TOTAL SCIENCE</b>			<b>368,513</b>	<b>363,270</b>	<b>398,287</b>	<b>361,181</b>	<b>3.8%</b>		

COLUMBIA GORGE COMMUNITY COLLEGE

Account Number	Prj	Description	Actual 2014-15	Actual 2015-16	Adjusted 2016-17	Proposed 2017-18	% of T Bgt	\$Chg Incr(Decr)	% of Prior Bgt
<b>SOCIAL SCIENCE</b>									
<b>PERSONNEL SERVICES</b>									
<b>SALARY EXPENSE</b>									
100-11-108-00-6401	0000	FULL TIME INSTRUCTOR SALARIES	69,589	119,020	121,726	191,753		70,027	158%
100-11-108-00-6421	0000	PART TIME INSTRUCTOR WAGES	98,340	92,911	86,202	90,350		4,148	105%
100-11-108-00-6441	0000	CURRICULUM DEVELOPMENT WAGES	0	1,146	0	0		0	na
100-11-108-00-6442	0000	SPECIAL PROJECT WAGES	3,582	5,372	5,070	6,042		972	119%
<b>TOTAL SALARY EXPENSE</b>			<b>171,511</b>	<b>218,449</b>	<b>212,998</b>	<b>288,145</b>		<b>75,147</b>	
<b>OTHER PAYROLL EXPENSE</b>									
100-11-108-00-6901	0000	SOCIAL SECURITY	13,082	16,502	16,294	12,000		(4,294)	74%
100-11-108-00-6902	0000	WORKERS' COMPENSATION INS	827	1,159	1,605	1,200		(405)	75%
100-11-108-00-6903	0000	STATE WORKERS BENEFIT FUND	59	101	128	140		12	109%
100-11-108-00-6904	0000	UNEMPLOYMENT INSURANCE	2,444	2,907	3,621	3,000		(621)	83%
100-11-108-00-6905	0000	PERS	13,754	21,328	20,701	20,000		(701)	97%
100-11-108-00-6906	0000	DISABILITY INSURANCE	159	280	286	303		17	106%
100-11-108-00-6907	0000	LIFE INSURANCE	17	33	32	33		1	103%
100-11-108-00-6908	0000	HEALTH INSURANCE	10,895	28,510	32,126	30,000		(2,126)	93%
100-11-108-00-6951	0000	PERS BENEFIT EQUALIZATION FUND	7,761	8,716	9,147	9,400		253	103%
<b>TOTAL OTHER PAYROLL EXPENSE</b>			<b>48,998</b>	<b>79,537</b>	<b>83,940</b>	<b>76,076</b>		<b>(7,864)</b>	
<b>TOTAL PERSONNEL SERVICES</b>			<b>220,509</b>	<b>297,986</b>	<b>296,938</b>	<b>364,221</b>		<b>67,283</b>	
<b>MATERIALS &amp; SERVICES</b>									
100-11-108-00-7510	0000	POSTAGE	0	0	12	0		(12)	na
100-11-108-00-7601	0000	PRINTING & DUPLICATING	0	0	115	300		185	261%
100-11-108-00-8006	0000	INSTRUCTIONAL SUPPLIES	754	46	0	500		500	na
100-11-108-00-8516	0000	MEMBERSHIP FEES & DUES	263	0	0	0		0	na
<b>TOTAL MATERIAL &amp; SERVICES</b>			<b>1,017</b>	<b>46</b>	<b>127</b>	<b>800</b>		<b>673</b>	
<b>TOTAL EXPENDITURES</b>			<b>221,526</b>	<b>298,031</b>	<b>297,065</b>	<b>365,021</b>		<b>67,956</b>	
<b>TRANSFERS</b>									
100-11-108-00-9951	0000	INTR DEPT SVCS IT	0	0	1,432	0		0	
<b>TOTAL TRANSFERS</b>			<b>0</b>	<b>0</b>	<b>1,432</b>	<b>0</b>		<b>0</b>	
<b>TOTAL EXPENDITURES</b>			<b>221,526</b>	<b>298,031</b>	<b>298,497</b>	<b>365,021</b>			
<b>TOTAL SOCIAL SCIENCE</b>			<b>221,526</b>	<b>298,031</b>	<b>298,497</b>	<b>365,021</b>		<b>3.9%</b>	

COLUMBIA GORGE COMMUNITY COLLEGE

Account Number	Prj	Description	Actual 2014-15	Actual 2015-16	Adjusted 2016-17	Proposed 2017-18	% of T Bgt	\$Chg Incr(Decr)	% of Prior Bgt
<b>FIRST AID &amp; CPR</b>									
<b>PERSONNEL SERVICES</b>									
<b>SALARY EXPENSE</b>									
100-11-109-00-6421	0000	PART TIME INSTRUCTOR WAGES	3,485	2,429	3,700	2,769		(931)	75%
100-11-109-00-6441	0000	CURRICULUM DEVELOPMENT WAGES	0	0	0	901		901	na
<b>TOTAL SALARY EXPENSE</b>			<b>3,485</b>	<b>2,429</b>	<b>3,700</b>	<b>3,670</b>		<b>(30)</b>	
<b>OTHER PAYROLL EXPENSE</b>									
100-11-109-00-6901	0000	SOCIAL SECURITY	250	146	283	281		(2)	99%
100-11-109-00-6902	0000	WORKERS' COMPENSATION INS	16	13	28	19		(9)	69%
100-11-109-00-6903	0000	STATE WORKERS BENEFIT FUND	2	2	2	14		12	710%
100-11-109-00-6904	0000	UNEMPLOYMENT INSURANCE	59	32	63	66		3	105%
100-11-109-00-6905	0000	PERS	252	83	213	281		68	132%
100-11-109-00-6906	0000	DISABILITY INSURANCE	0	0	0	0		0	na
100-11-109-00-6907	0000	LIFE INSURANCE	0	0	0	0		0	na
100-11-109-00-6951	0000	PERS BENEFIT EQUALIZATION FUND	130	31	69	119		50	173%
<b>TOTAL OTHER PAYROLL EXPENSE</b>			<b>709</b>	<b>307</b>	<b>658</b>	<b>780</b>		<b>122</b>	
<b>TOTAL PERSONNEL SERVICES</b>			<b>4,194</b>	<b>2,736</b>	<b>4,358</b>	<b>4,451</b>		<b>93</b>	
<b>MATERIALS &amp; SERVICES</b>									
100-11-109-00-7521	0000	SHIPPING & FREIGHT	0	0	0	11		11	na
100-11-109-00-8006	0000	INSTRUCTIONAL SUPPLIES	223	307	414	414		0	100%
<b>TOTAL MATERIAL &amp; SERVICES</b>			<b>223</b>	<b>307</b>	<b>414</b>	<b>425</b>		<b>11</b>	
<b>TOTAL EXPENDITURES</b>			<b>4,417</b>	<b>3,043</b>	<b>4,772</b>	<b>4,876</b>		<b>104</b>	
<b>TOTAL FIRST AID &amp; CPR</b>			<b>4,417</b>	<b>3,043</b>	<b>4,772</b>	<b>4,876</b>		<b>0.1%</b>	

COLUMBIA GORGE COMMUNITY COLLEGE

Account Number	Prj	Description	Actual 2014-15	Actual 2015-16	Adjusted 2016-17	Proposed 2017-18	% of T Bgt	\$Chg Incr(Decr)	% of Prior Bgt
<b>EARLY COLLEGE</b>									
<b>PERSONNEL SERVICES</b>									
<b>SALARY EXPENSE</b>									
100-11-110-00-6108	0000	PT PROFESSIONAL SUPPORT SALARIES	0	0	0	0	0	0	na
100-11-110-00-6421	0000	PART TIME INSTRUCTOR WAGES	619	0	0	0	0	0	na
100-11-110-00-6441	0000	CURRICULUM DEVELOPMENT WAGES	0	0	0	0	0	0	na
100-11-110-00-6442	0000	SPECIAL PROJECT WAGES	0	0	0	0	0	0	na
		<b>TOTAL SALARY EXPENSE</b>	<b>619</b>	<b>0</b>	<b>0</b>	<b>0</b>	<b>0</b>	<b>0</b>	<b>0</b>
<b>OTHER PAYROLL EXPENSE</b>									
100-11-110-00-6901	0000	SOCIAL SECURITY	47	0	0	0	0	0	na
100-11-110-00-6902	0000	WORKERS' COMPENSATION INS	3	0	0	0	0	0	na
100-11-110-00-6903	0000	STATE WORKERS BENEFIT FUND	1	0	0	0	0	0	na
100-11-110-00-6904	0000	UNEMPLOYMENT INSURANCE	12	0	0	0	0	0	na
100-11-110-00-6905	0000	PERS	56	0	0	0	0	0	na
100-11-110-00-6906	0000	DISABILITY INSURANCE	0	0	0	0	0	0	na
100-11-110-00-6907	0000	LIFE INSURANCE	0	0	0	0	0	0	na
100-11-110-00-6951	0000	PERS EQUALIZATION FUND	35	0	0	0	0	0	na
		<b>TOTAL OTHER PAYROLL EXPENSE</b>	<b>154</b>	<b>0</b>	<b>0</b>	<b>0</b>	<b>0</b>	<b>0</b>	<b>0</b>
		<b>TOTAL PERSONNEL SERVICES</b>	<b>773</b>	<b>0</b>	<b>0</b>	<b>0</b>	<b>0</b>	<b>0</b>	<b>0</b>
<b>MATERIALS &amp; SERVICES</b>									
100-11-110-00-7206	0000	INSTRUCTIONAL CONTRACTED SERVICES	0	0	0	0	0	0	na
100-11-110-00-7211	0000	PCC CONTRACT EXPENSE	0	0	0	0	0	0	na
100-11-110-00-7510	0000	POSTAGE	0	0	0	0	0	0	na
100-11-110-00-7521	0000	SHIPPING & FREIGHT	0	0	0	0	0	0	na
100-11-110-00-7601	0000	PRINTING & DUPLICATING	0	0	0	0	0	0	na
100-11-110-00-8006	0000	INSTRUCTIONAL SUPPLIES	0	0	0	0	0	0	na
100-11-110-00-8205	0000	EMPLOYEE TRAVEL	0	0	0	0	0	0	na
100-11-110-00-8509	0000	FOOD & REFRESHMENTS	0	0	0	0	0	0	na
		<b>TOTAL MATERIAL &amp; SERVICES</b>	<b>0</b>	<b>0</b>	<b>0</b>	<b>0</b>	<b>0</b>	<b>0</b>	<b>0</b>
		<b>TOTAL EXPENDITURES</b>	<b>773</b>	<b>0</b>	<b>0</b>	<b>0</b>	<b>0</b>	<b>0</b>	<b>0</b>
		<b>TOTAL EARLY COLLEGE</b>	<b>773</b>	<b>0</b>	<b>0</b>	<b>0</b>	<b>0</b>	<b>0</b>	<b>0</b>

COLUMBIA GORGE COMMUNITY COLLEGE

Account Number	Prj	Description	Actual 2014-15	Actual 2015-16	Adjusted 2016-17	Proposed 2017-18	% of T Bgt	\$Chg Incr(Decr)	% of Prior Bgt
<b>WRITING, READING, LITERATURE &amp; LANGUAGE</b>									
<b>PERSONNEL SERVICES</b>									
<b>SALARY EXPENSE</b>									
100-11-111-00-6401	0000	FULL TIME INSTRUCTOR SALARIES	0	67,022	69,761	139,788		70,027	200%
100-11-111-00-6403	0000	FTF OVERLOAD PAY	0	612	0	0		0	na
100-11-111-00-6421	0000	PART TIME INSTRUCTOR WAGES	0	115,148	134,101	139,400		5,299	104%
100-11-111-00-6442	0000	SPECIAL PROJECT WAGES	0	1,230	461	3,500		3,039	759%
100-11-111-00-6443	0000	TUTOR WAGES	0	330	330	350		20	106%
		<b>TOTAL SALARY EXPENSE</b>	<b>0</b>	<b>184,341</b>	<b>204,653</b>	<b>283,038</b>		<b>78,385</b>	
<b>OTHER PAYROLL EXPENSE</b>									
100-11-111-00-6901	0000	SOCIAL SECURITY	0	13,930	15,656	5,383		(10,273)	34%
100-11-111-00-6902	0000	WORKERS' COMPENSATION INS	0	984	1,542	390		(1,152)	25%
100-11-111-00-6903	0000	STATE WORKERS BENEFIT FUND	0	96	75	25		(50)	34%
100-11-111-00-6904	0000	UNEMPLOYMENT INSURANCE	0	2,592	3,479	691		(2,788)	20%
100-11-111-00-6905	0000	PERS	0	18,441	20,971	12,315		(8,656)	59%
100-11-111-00-6906	0000	DISABILITY INSURANCE	0	158	164	173		9	106%
100-11-111-00-6907	0000	LIFE INSURANCE	0	16	16	16		0	103%
100-11-111-00-6908	0000	HEALTH INSURANCE	0	18,037	23,279	16,880		(6,399)	73%
100-11-111-00-6951	0000	PERS BENEFIT EQUALIZATION FUND	0	7,722	7,461	3,167		(4,294)	42%
		<b>TOTAL OTHER PAYROLL EXPENSE</b>	<b>0</b>	<b>61,977</b>	<b>72,643</b>	<b>39,042</b>		<b>(33,601)</b>	
		<b>TOTAL PERSONNEL SERVICES</b>	<b>0</b>	<b>246,318</b>	<b>277,296</b>	<b>322,080</b>		<b>44,784</b>	
<b>MATERIALS &amp; SERVICES</b>									
100-11-111-00-7114	0000	PROGRAM ADVERTISING & PROMOTIONS	0	0	0	1,000		1,000	na
100-11-111-00-7210	0000	OTHER CONTRACTED SERVICES	0	0	1,000	2,500		1,500	250%
100-11-111-00-7510	0000	POSTAGE	0	0	0	0		0	na
100-11-111-00-7521	0000	SHIPPING & FREIGHT	0	0	0	0		0	na
100-11-111-00-7601	0000	PRINTING & DUPLICATING	0	0	525	2,500		1,975	476%
100-11-111-00-8006	0000	INSTRUCTIONAL SUPPLIES	0	57	300	500		200	167%
100-11-111-00-8201	0000	CONFERENCE FEES	0	0	700	0		(700)	na
100-11-111-00-8205	0000	EMPLOYEE TRAVEL	0	0	0	0		0	na
100-11-111-00-8516	0000	MEMBERSHIP FEES & DUES	0	75	0	0		0	na
		<b>TOTAL MATERIAL &amp; SERVICES</b>	<b>0</b>	<b>132</b>	<b>2,525</b>	<b>6,500</b>		<b>3,975</b>	
		<b>TOTAL EXPENDITURES</b>	<b>0</b>	<b>246,450</b>	<b>279,821</b>	<b>328,580</b>		<b>48,759</b>	
<b>TRANSFERS</b>									
100-11-111-00-9951	0000	INTR DEPT SVCS IT	0	0	1,575	0		1,575	0
		<b>TOTAL TRANSFERS</b>	<b>0</b>	<b>0</b>	<b>1,575</b>	<b>0</b>		<b>1,575</b>	<b>0</b>
		<b>TOTAL EXPENDITURES</b>	<b>0</b>	<b>246,450</b>	<b>281,396</b>	<b>328,580</b>		<b>328,580</b>	

COLUMBIA GORGE COMMUNITY COLLEGE

Account Number	Prj	Description	Actual 2014-15	Actual 2015-16	Adjusted 2016-17	Proposed 2017-18	% of T Bgt	\$Chg Incr(Decr)	% of Prior Bgt
		TOTAL WRITING, READING, LITERATURE & LANGUAGE	0	246,450	281,396	328,580	3.5%		

COLUMBIA GORGE COMMUNITY COLLEGE

Account Number	Prj	Description	Actual 2014-15	Actual 2015-16	Adjusted 2016-17	Proposed 2017-18	% of T Bgt	\$Chg Incr(Decr)	% of Prior Bgt
<b>COMPUTER APPLICATIONS/OFFICE SYSTEMS</b>									
<b>PERSONNEL SERVICES</b>									
<b>SALARY EXPENSE</b>									
100-12-121-00-6421	0000	PART TIME INSTRUCTOR WAGES	102,800	58,812	74,784	59,000		(15,784)	79%
100-12-121-00-6441	0000	CURRICULUM DEVELOPMENT WAGES	3,103	6,555	3,103	0		(3,103)	na
100-12-121-00-6442	0000	SPECIAL PROJECT WAGES	4,178	2,367	2,752	0		(2,752)	na
		<b>TOTAL SALARY EXPENSE</b>	<b>110,081</b>	<b>67,734</b>	<b>80,639</b>	<b>59,000</b>		<b>(21,639)</b>	
<b>OTHER PAYROLL EXPENSE</b>									
100-12-121-00-6901	0000	SOCIAL SECURITY	8,461	5,182	6,169	5,002		(1,167)	81%
100-12-121-00-6902	0000	WORKERS' COMPENSATION INS	519	355	608	428		(180)	70%
100-12-121-00-6903	0000	STATE WORKERS BENEFIT FUND	45	45	58	25		(33)	43%
100-12-121-00-6904	0000	UNEMPLOYMENT INSURANCE	1,967	1,151	1,371	1,373		2	100%
100-12-121-00-6905	0000	PERS	5,403	4,553	7,424	6,100		(1,324)	82%
100-12-121-00-6951	0000	PERS BENEFIT EQUALIZATION FUND	4,345	1,925	2,390	1,000		(1,390)	42%
		<b>TOTAL OTHER PAYROLL EXPENSE</b>	<b>20,740</b>	<b>13,212</b>	<b>18,020</b>	<b>13,928</b>		<b>(4,092)</b>	
		<b>TOTAL PERSONNEL SERVICES</b>	<b>130,821</b>	<b>80,946</b>	<b>98,659</b>	<b>72,928</b>		<b>(25,731)</b>	
<b>MATERIALS &amp; SERVICES</b>									
100-12-121-00-7213	0000	SOFTWARE & LICENSES	209	0	0	0		0	na
100-12-121-00-7510	0000	POSTAGE	0	0	2	2		0	100%
100-12-121-00-7521	0000	SHIPPING & FREIGHT	0	0	0	0		0	na
100-12-121-00-7601	0000	PRINTING & DUPLICATING	0	0	2	2		0	100%
100-12-121-00-8006	0000	INSTRUCTIONAL SUPPLIES	758	320	300	0		(300)	na
100-12-121-00-8201	0000	CONFERENCE FEES	0	0	0	0		0	na
100-12-121-00-8205	0000	EMPLOYEE TRAVEL	0	0	250	0		(250)	na
		<b>TOTAL MATERIAL &amp; SERVICES</b>	<b>967</b>	<b>320</b>	<b>554</b>	<b>4</b>		<b>(550)</b>	
		<b>TOTAL EXPENDITURES</b>	<b>131,788</b>	<b>81,265</b>	<b>99,213</b>	<b>72,932</b>		<b>(26,281)</b>	
		<b>TOTAL COMPUTER APPLICATIONS/OFC SYSTEMS</b>	<b>131,788</b>	<b>81,265</b>	<b>99,213</b>	<b>72,932</b>			<b>0.8%</b>



COLUMBIA GORGE COMMUNITY COLLEGE

Account Number	Prj	Description	Actual 2014-15	Actual 2015-16	Adjusted 2016-17	Proposed 2017-18	% of T Bgt	\$Chg Incr(Decr)	% of Prior Bgt
<b>COMPUTER SCIENCE</b>									
<b>PERSONNEL SERVICES</b>									
<b>SALARY EXPENSE</b>									
100-12-122-00-6401	0000	FULL TIME INSTRUCTOR SALARIES	52,433	64,755	67,402	71,163		3,761	106%
100-12-122-00-6421	0000	PART TIME INSTRUCTOR WAGES	12,723	3,608	6,000	3,700		(2,300)	62%
100-12-122-00-6441	0000	CURRICULUM DEVELOPMENT WAGES	0	0	0	0		0	na
100-12-122-00-6442	0000	SPECIAL PROJECT WAGES	44	66	110	0		(110)	na
		<b>TOTAL SALARY EXPENSE</b>	<b>65,200</b>	<b>68,429</b>	<b>73,512</b>	<b>74,863</b>		<b>1,351</b>	
<b>OTHER PAYROLL EXPENSE</b>									
100-12-122-00-6901	0000	SOCIAL SECURITY	4,724	5,020	5,624	5,193		(431)	92%
100-12-122-00-6902	0000	WORKERS' COMPENSATION INS	315	363	554	377		(177)	68%
100-12-122-00-6903	0000	STATE WORKERS BENEFIT FUND	26	19	38	25		(13)	67%
100-12-122-00-6904	0000	UNEMPLOYMENT INSURANCE	1,109	695	1,250	691		(559)	55%
100-12-122-00-6905	0000	PERS	2,659	5,426	6,158	7,216		1,058	117%
100-12-122-00-6906	0000	DISABILITY INSURANCE	123	152	158	167		9	106%
100-12-122-00-6907	0000	LIFE INSURANCE	16	16	16	16		0	103%
100-12-122-00-6908	0000	HEALTH INSURANCE	16,889	13,798	14,184	16,064		1,880	113%
100-12-122-00-6951	0000	PERS BENEFIT EQUALIZATION FUND	1,607	2,922	3,871	3,060		(811)	79%
		<b>TOTAL OTHER PAYROLL EXPENSE</b>	<b>27,468</b>	<b>28,410</b>	<b>31,853</b>	<b>32,811</b>		<b>958</b>	
		<b>TOTAL PERSONNEL SERVICES</b>	<b>92,668</b>	<b>96,839</b>	<b>105,365</b>	<b>107,674</b>		<b>2,309</b>	
<b>MATERIALS &amp; SERVICES</b>									
100-12-122-00-7114	0000	PROGRAM ADVERTISING & PROMOTIONS	90	99	0	0		0	na
100-12-122-00-7601	0000	PRINTING & DUPLICATING	0	0	6	150		144	2500%
100-12-122-00-8201	0000	CONFERENCE FEES	525	0	0	0		0	na
100-12-122-00-8205	0000	EMPLOYEE TRAVEL	458	0	0	500		500	na
		<b>TOTAL MATERIAL &amp; SERVICES</b>	<b>1,073</b>	<b>99</b>	<b>6</b>	<b>650</b>		<b>644</b>	
		<b>TOTAL EXPENDITURES</b>	<b>93,741</b>	<b>96,938</b>	<b>105,371</b>	<b>108,324</b>		<b>2,953</b>	
<b>TRANSFERS</b>									
100-11-122-00-9951	0000	INTR DEPT SVCS IT	0	0	152	0		0	
		<b>TOTAL TRANSFERS</b>	<b>0</b>	<b>0</b>	<b>152</b>	<b>0</b>		<b>0</b>	
		<b>TOTAL EXPENDITURES</b>	<b>0</b>	<b>0</b>	<b>105,523</b>	<b>108,324</b>			
		<b>TOTAL COMPUTER SCIENCE</b>	<b>93,741</b>	<b>96,938</b>	<b>105,523</b>	<b>108,324</b>		<b>1.1%</b>	

COLUMBIA GORGE COMMUNITY COLLEGE

Account Number	Prj	Description	Actual 2014-15	Actual 2015-16	Adjusted 2016-17	Proposed 2017-18	% of T Bgt	\$Chg Incr(Decr)	% of Prior Bgt
<b>EMERGENCY MEDICAL TECHNICIAN PROGRAM</b>									
<b>PERSONNEL SERVICES</b>									
<b>SALARY EXPENSE</b>									
100-12-125-00-6421	0000	PART TIME INSTRUCTOR WAGES	14,463	16,611	15,702	26,000		10,298	166%
100-12-125-00-6442	0000	SPECIAL PROJECT WAGES	6,945	2,511	4,837	13,804		8,967	285%
		<b>TOTAL SALARY EXPENSE</b>	<b>21,408</b>	<b>19,123</b>	<b>20,539</b>	<b>39,804</b>		<b>19,265</b>	
<b>OTHER PAYROLL EXPENSE</b>									
100-12-125-00-6901	0000	SOCIAL SECURITY	1,654	1,483	1,571	3,045		1,474	194%
100-12-125-00-6902	0000	WORKERS' COMPENSATION INS	104	90	155	211		56	136%
100-12-125-00-6903	0000	STATE WORKERS BENEFIT FUND	11	18	13	462		449	3550%
100-12-125-00-6904	0000	UNEMPLOYMENT INSURANCE	386	330	349	716		367	205%
100-12-125-00-6905	0000	PERS	2,144	1,228	1,714	1,375		(339)	80%
100-12-125-00-6951	0000	PERS BENEFIT EQUALIZATION FUND	1,118	586	552	583		31	106%
		<b>TOTAL OTHER PAYROLL EXPENSE</b>	<b>5,417</b>	<b>3,735</b>	<b>4,354</b>	<b>6,392</b>		<b>2,038</b>	
		<b>TOTAL PERSONNEL SERVICES</b>	<b>26,825</b>	<b>22,858</b>	<b>24,893</b>	<b>46,196</b>		<b>21,303</b>	
<b>MATERIALS &amp; SERVICES</b>									
100-12-125-00-7206	0000	INSTRUCTIONAL CONTRACTED SERVICES	909	1,414	2,476	3,030		554	122%
100-12-125-00-7510	0000	POSTAGE	0	0	13	13		0	100%
100-12-125-00-7521	0000	SHIPPING & FREIGHT	0	0	0	200		200	na
100-12-125-00-7601	0000	PRINTING & DUPLICATING	0	0	65	500		435	769%
100-12-125-00-8006	0000	INSTRUCTIONAL SUPPLIES	732	652	700	2,000		1,300	286%
100-12-125-00-8205	0000	EMPLOYEE TRAVEL	129	56	150	150		0	100%
100-12-125-00-8509	0000	FOOD & REFRESHMENTS	138	0	150	200		50	133%
		<b>TOTAL MATERIAL &amp; SERVICES</b>	<b>1,908</b>	<b>2,122</b>	<b>3,554</b>	<b>6,093</b>		<b>2,539</b>	<b>237%</b>
<b>CAPITAL OUTLAY</b>									
100-12-125-11-9573		INSTRUCTIONAL EQUIPMENT >\$5000	0	0	0	0		0	na
		<b>TOTAL CAPITAL OUTLAY</b>	<b>0</b>	<b>0</b>	<b>0</b>	<b>0</b>		<b>0</b>	
		<b>TOTAL EXPENDITURES</b>	<b>28,733</b>	<b>24,980</b>	<b>28,447</b>	<b>52,289</b>		<b>23,842</b>	
		<b>TOTAL EMT PROGRAM</b>	<b>21,408</b>	<b>24,980</b>	<b>28,447</b>	<b>52,289</b>	<b>0.6%</b>	<b>0</b>	<b>na</b>

COLUMBIA GORGE COMMUNITY COLLEGE

Account Number	Prj	Description	Actual 2014-15	Actual 2015-16	Adjusted 2016-17	Proposed 2017-18	% of T Bgt	\$Chg Incr(Decr)	% of Prior Bgt
<b>NURSING</b>									
<b>PERSONNEL SERVICES</b>									
<b>SALARY EXPENSE</b>									
100-12-127-00-6105	0000	DIRECTOR SALARIES	81,932	81,932	0	81,896	na	81,896	na
100-12-127-00-6108	0000	PT PROFESSIONAL SUPPORT SALARIES	1,029	912	1,725	884	51%	(841)	51%
100-12-127-00-6301	0000	FULL TIME CLASSIFIED WAGES	28,308	32,524	32,885	37,877	115%	4,992	115%
100-12-127-00-6302	0000	PART TIME CLASSIFIED WAGES	0	0	0	300	na	300	na
100-12-127-00-6401	0000	FULL TIME INSTRUCTOR SALARIES	302,110	325,764	328,119	334,896	102%	6,777	102%
100-12-127-00-6403	0000	FTF OVERLOAD PAY	0	0	5,500	0	na	(5,500)	na
100-12-127-00-6421	0000	PART TIME INSTRUCTOR WAGES	66,036	79,707	64,457	87,594	136%	23,137	136%
100-12-127-00-6441	0000	CURRICULUM DEVELOPMENT WAGES	0	0	5,500	0	na	(5,500)	na
100-12-127-00-6442	0000	SPECIAL PROJECT WAGES	16,261	15,081	19,815	4,426	22%	(15,389)	22%
100-12-127-00-6801	0000	EMPLOYEE TAXABLE ALLOWANCE	839	592	0	510	na	510	na
<b>TOTAL SALARY EXPENSE</b>			<b>496,515</b>	<b>536,513</b>	<b>458,001</b>	<b>548,383</b>		<b>90,382</b>	
<b>OTHER PAYROLL EXPENSE</b>									
100-12-127-00-6901	0000	SOCIAL SECURITY	37,360	39,862	34,616	32,427	94%	(2,189)	94%
100-12-127-00-6902	0000	WORKERS' COMPENSATION INS	2,404	2,842	3,815	4,410	116%	595	116%
100-12-127-00-6903	0000	STATE WORKERS BENEFIT FUND	206	248	259	2,186	844%	1,927	844%
100-12-127-00-6904	0000	UNEMPLOYMENT INSURANCE	6,192	5,841	7,786	6,454	83%	(1,332)	83%
100-12-127-00-6905	0000	PERS	47,738	56,777	44,829	65,110	145%	20,281	145%
100-12-127-00-6906	0000	DISABILITY INSURANCE	958	1,035	852	2,996	352%	2,144	352%
100-12-127-00-6907	0000	LIFE INSURANCE	111	119	95	2,188	2303%	2,093	2303%
100-12-127-00-6908	0000	HEALTH INSURANCE	88,604	107,481	99,450	109,925	111%	10,475	111%
100-12-127-00-6951	0000	PERS BENEFIT EQUALIZATION FUND	27,380	23,594	22,383	19,897	89%	(2,486)	89%
<b>TOTAL OTHER PAYROLL EXPENSE</b>			<b>210,953</b>	<b>237,799</b>	<b>214,085</b>	<b>245,593</b>		<b>31,508</b>	
<b>TOTAL PERSONNEL SERVICES</b>			<b>707,468</b>	<b>774,313</b>	<b>672,086</b>	<b>793,976</b>		<b>121,890</b>	
<b>MATERIALS &amp; SERVICES</b>									
100-12-127-00-7206	0000	INSTRUCTIONAL CONTRACTED SERVICES	15,313	13,234	17,457	2,873	16%	(14,584)	16%
100-12-127-00-7510	0000	POSTAGE	0	0	146	75	51%	(71)	51%
100-12-127-00-7521	0000	SHIPPING & FREIGHT	626	853	667	250	37%	(417)	37%
100-12-127-00-7601	0000	PRINTING & DUPLICATING	0	0	830	3,880	467%	3,050	467%
100-12-127-00-7901	0000	SUBSCRIPTIONS	103	2,494	2,886	3,040	105%	154	105%
100-12-127-00-8006	0000	INSTRUCTIONAL SUPPLIES	13,292	10,563	11,360	7,500	66%	(3,860)	66%
100-12-127-00-8009	0000	OFFICE SUPPLIES	395	861	914	500	55%	(414)	55%
100-12-127-00-8101	0000	CELLULAR TELECOMMUNICATIONS	0	0	25	0	na	(25)	na
100-12-127-00-8103	0000	TELECOMMUNICATIONS SERVICES	0	57	0	0	na	0	na
100-12-127-00-8201	0000	CONFERENCE FEES	507	513	4,400	250	6%	(4,150)	6%
100-12-127-00-8205	0000	EMPLOYEE TRAVEL	527	1,491	2,500	2,200	88%	(300)	88%
100-12-127-00-8508	0000	EQUIPMENT REPAIR	183	335	988	350	35%	(638)	35%

COLUMBIA GORGE COMMUNITY COLLEGE

Account Number	Prj	Description	Actual 2014-15	Actual 2015-16	Adjusted 2016-17	Proposed 2017-18	% of T Bgt	\$Chg Incr(Decr)	% of Prior Bgt
100-12-127-00-8512	0000	GIFTS EXPENSE	392	493	450	500		50	111%
100-12-127-00-8516	0000	MEMBERSHIP FEES & DUES	120	120	325	350		25	108%
100-12-127-00-8523	0000	STUDENT ACTIVITIES & EVENT	0	1,056	1,000	1,000		0	100%
100-12-127-00-8803	0000	INSTRUCTIONAL EQUIPMENT <\$5000	0	126	1,052	0		(1,052)	na
<b>TOTAL MATERIAL &amp; SERVICES</b>			<b>31,458</b>	<b>32,197</b>	<b>45,000</b>	<b>22,768</b>		<b>(22,232)</b>	
<b>TOTAL EXPENDITURES</b>			<b>738,926</b>	<b>806,509</b>	<b>717,086</b>	<b>816,744</b>		<b>99,658</b>	
<b>TRANSFERS</b>									
100-11-127-00-9951	0000	INTR DEPT SVCS IT	0	0	18,276	0		0	
<b>TOTAL TRANSFERS</b>			<b>0</b>	<b>0</b>	<b>18,276</b>	<b>0</b>			
<b>TOTAL EXPENDITURES</b>			<b>738,926</b>	<b>806,509</b>	<b>735,362</b>	<b>816,744</b>			
<b>TOTAL NURSING</b>			<b>738,926</b>	<b>806,509</b>	<b>735,362</b>	<b>816,744</b>			<b>8.7%</b>

COLUMBIA GORGE COMMUNITY COLLEGE

Account Number	Prj	Description	Actual 2014-15	Actual 2015-16	Adjusted 2016-17	Proposed 2017-18	% of T Bgt	\$Chg Incr(Decr)	% of Prior Bgt
<b>OTHER PROFESSIONAL TECHNICAL</b>									
<b>PERSONNEL SERVICES</b>									
<b>SALARY EXPENSE</b>									
100-12-128-00-6421	0000	PART TIME INSTRUCTOR WAGES	32,971	41,858	40,483	31,600		(8,883)	78%
100-12-128-00-6442	0000	SPECIAL PROJECT WAGES	1,679	1,845	1,234	0		(1,234)	na
		<b>TOTAL SALARY EXPENSE</b>	<b>34,650</b>	<b>43,704</b>	<b>41,717</b>	<b>31,600</b>		<b>(10,117)</b>	
<b>OTHER PAYROLL EXPENSE</b>									
100-12-128-00-6901	0000	SOCIAL SECURITY	2,666	3,343	3,191	2,666		(525)	84%
100-12-128-00-6902	0000	WORKERS' COMPENSATION INS	168	232	314	168		(146)	54%
100-12-128-00-6903	0000	STATE WORKERS BENEFIT FUND	13	34	28	13		(15)	46%
100-12-128-00-6904	0000	UNEMPLOYMENT INSURANCE	610	743	709	610		(99)	86%
100-12-128-00-6905	0000	PERS	2,095	1,938	3,657	2,043		(1,614)	56%
100-12-128-00-6951	0000	PERS BENEFIT EQUALIZATION FUND	1,251	872	1,177	1,251		74	106%
		<b>TOTAL OTHER PAYROLL EXPENSE</b>	<b>6,803</b>	<b>7,162</b>	<b>9,076</b>	<b>6,751</b>		<b>(2,325)</b>	
		<b>TOTAL PERSONNEL SERVICES</b>	<b>41,453</b>	<b>50,866</b>	<b>50,793</b>	<b>38,351</b>		<b>(12,442)</b>	
<b>MATERIALS &amp; SERVICES</b>									
100-12-128-00-7510	0000	POSTAGE	0	0	7	0		(7)	na
100-12-128-00-7601	0000	PRINTING & DUPLICATING	0	0	165	600		435	364%
100-12-128-51-7702	0000	FACILITY LEASE	2,540	0	3,750	4,000		250	107%
100-12-128-00-7901	0000	SUBSCRIPTIONS	99	0	0	0		0	na
100-12-128-00-8006	0000	INSTRUCTIONAL SUPPLIES	2,242	1,744	1,660	4,500		2,840	271%
100-12-128-00-8803	0000	INSTRUCTIONAL EQUIPMENT <\$5000	9,509	0	0	2,500		2,500	na
		<b>TOTAL MATERIAL &amp; SERVICES</b>	<b>14,390</b>	<b>1,744</b>	<b>5,582</b>	<b>11,600</b>		<b>6,018</b>	
<b>CAPITAL OUTLAY</b>									
100-12-128-00-9573	0000	INSTRUCTIONAL EQUIPMENT >\$5000	90,626	0	0	0		0	
		<b>TOTAL CAPITAL OUTLAY</b>	<b>90,626</b>	<b>0</b>	<b>0</b>	<b>0</b>		<b>(6,424)</b>	
		<b>TOTAL EXPENDITURES</b>	<b>146,469</b>	<b>52,609</b>	<b>56,375</b>	<b>49,951</b>		<b>(6,424)</b>	
		<b>TOTAL OTHER PROFESSIONAL TECHNICAL</b>	<b>146,469</b>	<b>52,609</b>	<b>56,375</b>	<b>49,951</b>		<b>0.5%</b>	

COLUMBIA GORGE COMMUNITY COLLEGE

Account Number	Prj	Description	Actual 2014-15	Actual 2015-16	Adjusted 2016-17	Proposed 2017-18	% of T Bgt	\$Chg Incr(Decr)	% of Prior Bgt
<b>PRE-COLLEGE MATH</b>									
<b>PERSONNEL SERVICES</b>									
<b>SALARY EXPENSE</b>									
100-12-129-00-6421	0000	PART TIME INSTRUCTOR WAGES	83,755	51,123	86,216	52,952		(33,264)	61%
100-12-129-00-6442	0000	SPECIAL PROJECT WAGES	1,099	1,203	1,077	211		(866)	20%
		<b>TOTAL SALARY EXPENSE</b>	<b>84,854</b>	<b>52,326</b>	<b>87,293</b>	<b>53,163</b>		<b>(34,130)</b>	
<b>OTHER PAYROLL EXPENSE</b>									
100-12-129-00-6901	0000	SOCIAL SECURITY	6,479	4,003	6,678	4,067		(2,611)	61%
100-12-129-00-6902	0000	WORKERS' COMPENSATION INS	409	277	658	249		(409)	38%
100-12-129-00-6903	0000	STATE WORKERS BENEFIT FUND	32	32	46	19		(27)	41%
100-12-129-00-6904	0000	UNEMPLOYMENT INSURANCE	1,510	890	1,484	1,138		(346)	77%
100-12-129-00-6905	0000	PERS	7,637	5,197	5,865	6,683		818	114%
100-12-129-00-6906	0000	DISABILITY INSURANCE	4	0	0	0		0	na
100-12-129-00-6907	0000	LIFE INSURANCE	1	0	0	0		0	na
100-12-129-00-6908	0000	HEALTH INSURANCE	592	0	0	0		0	na
100-12-129-00-6951	0000	PERS BENEFIT EQUALIZATION FUND	4,324	1,969	1,888	0		(1,888)	na
		<b>TOTAL OTHER PAYROLL EXPENSE</b>	<b>20,988</b>	<b>12,368</b>	<b>16,619</b>	<b>12,156</b>		<b>(1,888)</b>	
		<b>TOTAL PERSONNEL SERVICES</b>	<b>105,842</b>	<b>64,694</b>	<b>103,912</b>	<b>65,319</b>		<b>(38,593)</b>	
<b>MATERIALS &amp; SERVICES</b>									
100-12-129-00-7601	0000	PRINTING & DUPLICATING	0	0	120	0		(120)	na
100-12-129-00-8006	0000	INSTRUCTIONAL SUPPLIES	22	80	0	29		29	na
		<b>TOTAL MATERIAL &amp; SERVICES</b>	<b>22</b>	<b>80</b>	<b>120</b>	<b>29</b>		<b>(91)</b>	
		<b>TOTAL EXPENDITURES</b>	<b>105,864</b>	<b>64,773</b>	<b>104,032</b>	<b>65,348</b>		<b>(38,684)</b>	
		<b>TOTAL PRE-COLLEGE MATH</b>	<b>105,864</b>	<b>64,773</b>	<b>104,032</b>	<b>65,348</b>	<b>0.7%</b>		

COLUMBIA GORGE COMMUNITY COLLEGE

Account Number	Prj	Description	Actual 2014-15	Actual 2015-16	Adjusted 2016-17	Proposed 2017-18	% of T Bgt	\$Chg Incr(Decr)	% of Prior Bgt
<b>RENEWABLE ENERGY</b>									
<b>PERSONNEL SERVICES</b>									
<b>SALARY EXPENSE</b>									
100-12-130-00-6107	0000	FT PROFESSIONAL SUPPORT SALARIES	23,878	23,878	24,594	25,332		738	103%
100-12-130-00-6108	0000	PT PROFESSIONAL SUPPORT SALARIES	5,743	0	0	0		0	na
100-12-130-00-6301	0000	FULL TIME CLASSIFIED WAGES	29,969	0	0	0		0	na
100-12-130-00-6302	0000	PART TIME CLASSIFIED WAGES	0	0	0	0		0	na
100-12-130-00-6401	0000	FULL TIME INSTRUCTOR SALARIES	113,828	118,411	123,576	130,771		7,195	106%
100-12-130-00-6403	0000	FTF OVERLOAD PAY	0	0	0	0		0	na
100-12-130-00-6421	0000	PART TIME INSTRUCTOR WAGES	6,253	683	2,640	2,500		(140)	95%
100-12-130-00-6441	0000	CURRICULUM DEVELOPMENT WAGES	0	0	0	0		0	na
100-12-130-00-6442	0000	SPECIAL PROJECT WAGES	176	0	132	0		(132)	na
100-12-130-00-6701	0000	STUDENT WAGES	1,955	9,573	4,500	3,000		(1,500)	67%
100-12-130-00-6801	0000	EMPLOYEE TAXABLE ALLOWANCE	498	496	990	495		(495)	50%
<b>TOTAL SALARY EXPENSE</b>			<b>182,300</b>	<b>153,041</b>	<b>156,432</b>	<b>162,098</b>		<b>5,666</b>	
<b>OTHER PAYROLL EXPENSE</b>									
100-12-130-00-6901	0000	SOCIAL SECURITY	13,824	10,926	11,891	11,536		(355)	97%
100-12-130-00-6902	0000	WORKERS' COMPENSATION INS	906	839	1,503	827		(676)	55%
100-12-130-00-6903	0000	STATE WORKERS BENEFIT FUND	91	58	107	66		(41)	61%
100-12-130-00-6904	0000	UNEMPLOYMENT INSURANCE	2,242	1,584	2,643	1,728		(915)	65%
100-12-130-00-6905	0000	PERS	17,801	16,386	17,929	22,103		4,174	123%
100-12-130-00-6906	0000	DISABILITY INSURANCE	1,002	333	319	367		48	115%
100-12-130-00-6907	0000	LIFE INSURANCE	57	41	40	41		1	103%
100-12-130-00-6908	0000	HEALTH INSURANCE	55,314	48,824	53,318	47,337		(5,981)	89%
100-12-130-00-6951	0000	PERS BENEFIT EQUALIZATION FUND	9,961	6,189	8,321	6,734		(1,587)	81%
<b>TOTAL OTHER PAYROLL EXPENSE</b>			<b>101,198</b>	<b>85,180</b>	<b>96,071</b>	<b>90,738</b>		<b>(5,333)</b>	
<b>TOTAL PERSONNEL SERVICES</b>			<b>283,498</b>	<b>238,221</b>	<b>252,503</b>	<b>252,836</b>		<b>333</b>	
<b>MATERIALS &amp; SERVICES</b>									
100-12-130-00-7510	0000	POSTAGE	0	0	60	0		(60)	na
100-12-130-00-7521	0000	SHIPPING & FREIGHT	0	138	0	0		0	na
100-12-130-00-7601	0000	PRINTING & DUPLICATING	0	0	250	2,100		1,850	840%
100-12-130-00-7614	0000	PROGRAM MARKETING PRINTING	0	0	2,337	2,500		163	107%
100-12-130-00-7631	0000	COLLEGE MARKETING PRINTING	65	0	0	0		0	na
100-12-130-00-7901	0000	SUBSCRIPTIONS	0	0	0	0		0	na
100-12-130-00-8006	0000	INSTRUCTIONAL SUPPLIES	1,708	1,140	1,621	4,000		2,379	247%
100-12-130-00-8201	0000	CONFERENCE FEES	0	0	0	0		0	na
100-12-130-00-8202	0000	FIELD TRIP EXPENSE	1,180	280	900	1,000		100	111%
100-12-130-00-8205	0000	EMPLOYEE TRAVEL	71	172	0	0		0	na
100-12-130-00-8508	0000	EQUIPMENT REPAIR	32	0	42	0		(42)	na

COLUMBIA GORGE COMMUNITY COLLEGE

Account Number	Prj	Description	Actual 2014-15	Actual 2015-16	Adjusted 2016-17	Proposed 2017-18	% of T Bgt	\$Chg Incr(Decr)	% of Prior Bgt
100-12-130-00-8509	0000	FOOD & REFRESHMENTS	364	58	500	500		0	100%
100-12-130-00-8516	0000	MEMBERSHIP FEES & DUES	500	500	600	1,600		1,000	267%
100-12-130-00-8803	0000	INSTRUCTIONAL EQUIPMENT <\$5000	0	0	0	0		0	na
<b>TOTAL MATERIAL &amp; SERVICES</b>			<b>3,920</b>	<b>2,288</b>	<b>6,310</b>	<b>11,700</b>		<b>5,390</b>	
<b>TOTAL EXPENDITURES</b>			<b>287,418</b>	<b>240,508</b>	<b>258,813</b>	<b>264,536</b>		<b>5,723</b>	
<b>TRANSFERS</b>									
100-12-130-00-9951	0000	INTR DEPT SVCS IT	0	0	29,704	0		0	
<b>TOTAL TRANSFERS</b>			<b>0</b>	<b>0</b>	<b>29,704</b>	<b>0</b>			
<b>TOTAL EXPENDITURES</b>			<b>287,418</b>	<b>240,508</b>	<b>288,517</b>	<b>264,536</b>			
<b>TOTAL RENEWABLE ENERGY</b>			<b>287,418</b>	<b>240,508</b>	<b>288,517</b>	<b>264,536</b>			<b>2.8%</b>



COLUMBIA GORGE COMMUNITY COLLEGE

Account Number	Prj	Description	Actual 2014-15	Actual 2015-16	Adjusted 2016-17	Proposed 2017-18	% of T Bgt	\$Chg Incr(Decr)	% of Prior Bgt
<b>MEDICAL ASSISTING</b>									
<b>PERSONNEL SERVICES</b>									
<b>SALARY EXPENSE</b>									
100-12-131-00-6401	0000	FULL TIME INSTRUCTOR SALARIES	66,861	69,368	69,761	57,336		(12,425)	82%
100-12-131-00-6403	0000	FTF OVERLOAD PAY	3,582	0	11,182	5,000		(6,182)	45%
100-12-131-00-6421	0000	PART TIME INSTRUCTOR WAGES	8,720	9,155	10,009	14,692		4,683	147%
100-12-131-00-6442	0000	SPECIAL PROJECT WAGES	350	593	857	1,569		712	183%
<b>TOTAL SALARY EXPENSE</b>			<b>79,513</b>	<b>79,115</b>	<b>91,809</b>	<b>78,597</b>		<b>(13,212)</b>	
<b>OTHER PAYROLL EXPENSE</b>									
100-12-131-00-6901	0000	SOCIAL SECURITY	5,925	5,861	6,749	5,510		(1,239)	82%
100-12-131-00-6902	0000	WORKERS' COMPENSATION INS	384	419	1,224	382		(842)	31%
100-12-131-00-6903	0000	STATE WORKERS BENEFIT FUND	27	28	40	106		66	264%
100-12-131-00-6904	0000	UNEMPLOYMENT INSURANCE	762	736	1,500	956		(544)	64%
100-12-131-00-6905	0000	PERS	6,454	5,819	7,214	2,907		(4,307)	40%
100-12-131-00-6906	0000	DISABILITY INSURANCE	153	163	164	135		(29)	82%
100-12-131-00-6907	0000	LIFE INSURANCE	16	16	16	16		0	103%
100-12-131-00-6908	0000	HEALTH INSURANCE	10,105	11,064	12,064	9,040		(3,024)	75%
100-12-131-00-6951	0000	PERS BENEFIT EQUALIZATION FUND	3,970	3,134	4,490	1,233		(3,257)	27%
<b>TOTAL OTHER PAYROLL EXPENSE</b>			<b>27,796</b>	<b>27,240</b>	<b>33,461</b>	<b>20,284</b>		<b>(13,177)</b>	
<b>TOTAL PERSONNEL SERVICES</b>			<b>107,309</b>	<b>106,355</b>	<b>125,270</b>	<b>98,880</b>		<b>(26,390)</b>	
<b>MATERIALS &amp; SERVICES</b>									
100-12-131-00-7206	0000	INSTRUCTIONAL CONTRACTED SERVICES	2,938	3,981	4,980	4,520		(460)	91%
100-12-131-00-7510	0000	POSTAGE	0	0	9	30		21	333%
100-12-131-00-7521	0000	SHIPPING & FREIGHT	267	99	200	100		(100)	50%
100-12-131-00-7601	0000	PRINTING & DUPLICATING	0	0	525	2,000		1,475	381%
100-12-131-00-8006	0000	INSTRUCTIONAL SUPPLIES	3,699	6,574	6,000	6,000		0	100%
100-12-131-00-8201	0000	CONFERENCE FEES	0	250	1,200	500		(700)	42%
100-12-131-00-8205	0000	EMPLOYEE TRAVEL	413	936	750	500		(250)	67%
100-12-131-00-8508	0000	EQUIPMENT REPAIR	0	255	250	400		150	160%
100-12-131-00-8509	0000	FOOD & REFRESHMENTS	60	0	0	300		300	na
100-12-131-00-8512	0000	GIFTS EXPENSE	228	218	225	100		(125)	44%
100-12-131-00-8516	0000	MEMBERSHIP FEES & DUES	1,550	1,750	2,350	1,850		(500)	79%
100-12-131-00-8523	0000	STUDENT ACTIVITIES & EVENTS	0	0	0	500		500	na
<b>TOTAL MATERIAL &amp; SERVICES</b>			<b>9,155</b>	<b>14,062</b>	<b>16,489</b>	<b>16,800</b>		<b>311</b>	
<b>TOTAL EXPENDITURES</b>			<b>116,464</b>	<b>120,418</b>	<b>141,759</b>	<b>115,680</b>		<b>(26,079)</b>	
<b>TRANSFERS</b>									
100-12-131-00-9951	0000	INTR DEPT SVCS IT	0	0	1,624	0		1,624	0
<b>TOTAL TRANSFERS</b>			<b>0</b>	<b>0</b>	<b>1,624</b>	<b>0</b>		<b>1,624</b>	<b>0</b>

COLUMBIA GORGE COMMUNITY COLLEGE

Account Number	Prj	Description	Actual 2014-15	Actual 2015-16	Adjusted 2016-17	Proposed 2017-18	% of T Bgt	\$Chg Incr(Decr)	% of Prior Bgt
TOTAL EXPENDITURES			0	0	143,383	115,680			
TOTAL MEDICAL ASSISTING			116,464	120,418	143,383	115,680	1.2%		

COLUMBIA GORGE COMMUNITY COLLEGE

Account Number	Prj	Description	Actual 2014-15	Actual 2015-16	Adjusted 2016-17	Proposed 2017-18	% of T Bgt	\$Chg Incr(Decr)	% of Prior Bgt
<b>MEDICAL TERMINOLOGY</b>									
<b>PERSONNEL SERVICES</b>									
<b>SALARY EXPENSE</b>									
100-12-133-00-6421	0000	PART TIME INSTRUCTOR WAGES	13,089	14,371	14,256	26,768		12,512	188%
100-12-133-11-6442	0000	SPECIAL PROJECT WAGES			0	624		624	na
<b>TOTAL SALARY EXPENSE</b>			<b>13,089</b>	<b>14,371</b>	<b>14,256</b>	<b>27,392</b>		<b>13,136</b>	
<b>OTHER PAYROLL EXPENSE</b>									
100-12-133-00-6901	0000	SOCIAL SECURITY	999	1,099	1,091	2,048		957	188%
100-12-133-00-6902	0000	WORKERS' COMPENSATION INS	63	76	107	142		35	133%
100-12-133-00-6903	0000	STATE WORKERS BENEFIT FUND	4	9	7	21		14	302%
100-12-133-00-6904	0000	UNEMPLOYMENT INSURANCE	197	244	242	482		240	199%
100-12-133-00-6905	0000	PERS	1,194	1,144	911	2,714		1,803	298%
100-12-133-00-6906	0000	DISABILITY INSURANCE	4	0	0	0		0	na
100-12-133-00-6907	0000	LIFE INSURANCE	1	0	0	0		0	na
100-12-133-11-6908	0000	HEALTH INSURANCE	289	0	0	0		0	na
100-12-133-00-6951	0000	PERS BENEFIT EQUALIZATION FUND	734	611	293	1,151		858	393%
<b>TOTAL OTHER PAYROLL EXPENSE</b>			<b>3,485</b>	<b>3,183</b>	<b>2,651</b>	<b>6,558</b>		<b>3,907</b>	
<b>TOTAL PERSONNEL SERVICES</b>			<b>16,574</b>	<b>17,555</b>	<b>16,907</b>	<b>33,950</b>		<b>17,043</b>	
<b>MATERIALS &amp; SERVICES</b>									
100-12-133-00-8006	0000	INSTRUCTIONAL SUPPLIES	0	0	114	265		151	232%
100-12-133-00-8201	0000	CONFERENCE FEES	0	0	350	0		(350)	na
<b>TOTAL MATERIAL &amp; SERVICES</b>			<b>0</b>	<b>0</b>	<b>464</b>	<b>265</b>		<b>(199)</b>	
<b>TOTAL EXPENDITURES</b>			<b>16,574</b>	<b>17,555</b>	<b>17,371</b>	<b>34,215</b>		<b>16,844</b>	
<b>TOTAL MEDICAL TERMINOLOGY</b>			<b>16,574</b>	<b>17,555</b>	<b>17,371</b>	<b>34,215</b>	<b>0.4%</b>		

COLUMBIA GORGE COMMUNITY COLLEGE

Account Number	Prj	Description	Actual 2014-15	Actual 2015-16	Adjusted 2016-17	Proposed 2017-18	% of T Bgt	\$Chg Incr(Decr)	% of Prior Bgt
<b>CERTIFIED NURSING ASSISTANT/CERTIFIED MEDICATION AIDE</b>									
<b>PERSONNEL SERVICES</b>									
<b>SALARY EXPENSE</b>									
100-12-141-00-6421	0000	PART TIME INSTRUCTOR WAGES	24,904	9,695	22,303	0		(22,303)	na
100-12-141-00-6442	0000	SPECIAL PROJECT WAGES	10,781	9,175	10,375	0		(10,375)	na
		<b>TOTAL SALARY EXPENSE</b>	<b>35,685</b>	<b>18,870</b>	<b>32,678</b>	<b>0</b>		<b>(32,678)</b>	
<b>OTHER PAYROLL EXPENSE</b>									
100-12-141-00-6901	0000	SOCIAL SECURITY	2,387	1,444	2,500	0		(2,500)	na
100-12-141-00-6902	0000	WORKERS' COMPENSATION INS	184	100	246	0		(246)	na
100-12-141-00-6903	0000	STATE WORKERS BENEFIT FUND	17	17	21	0		(21)	na
100-12-141-00-6904	0000	UNEMPLOYMENT INSURANCE	553	321	556	0		(556)	na
100-12-141-00-6905	0000	PERS	820	1,275	2,727	0		(2,727)	na
100-12-141-00-6906	0000	DISABILITY INSURANCE	0	0	0	0		0	na
100-12-141-00-6907	0000	LIFE INSURANCE	0	0	0	0		0	na
100-12-141-00-6908	0000	HEALTH INSURANCE	0	0	0	0		0	na
100-12-141-00-6951	0000	PERS BENEFIT EQUALIZATION FUND	505	603	878	0		(878)	na
		<b>TOTAL OTHER PAYROLL EXPENSE</b>	<b>4,466</b>	<b>3,759</b>	<b>6,928</b>	<b>0</b>		<b>(6,928)</b>	
		<b>TOTAL PERSONNEL SERVICES</b>	<b>40,151</b>	<b>22,629</b>	<b>39,606</b>	<b>0</b>		<b>(39,606)</b>	
<b>MATERIALS &amp; SERVICES</b>									
100-12-141-00-7206	0000	INSTRUCTIONAL CONTRACTED SERVICES	1,216	775	2,277	0		(2,277)	na
100-12-141-00-7510	0000	POSTAGE	0	0	16	0		(16)	na
100-12-141-00-7521	0000	SHIPPING & FREIGHT	123	0	137	0		(137)	na
100-12-141-00-7601	0000	PRINTING & DUPLICATING	0	0	120	0		(120)	na
100-12-141-00-8006	0000	INSTRUCTIONAL SUPPLIES	1,111	500	1,791	0		(1,791)	na
100-12-141-00-8201	0000	CONFERENCE FEES	350	175	700	0		(700)	na
100-12-141-00-8205	0000	EMPLOYEE TRAVEL	438	0	300	0		(300)	na
100-12-141-00-8508	0000	EQUIPMENT REPAIR	143	0	200	0		(200)	na
100-12-141-00-8516	0000	MEMBERSHIP FEES & DUES	0	20	0	0		0	na
100-12-141-00-8517	0000	MISC FEES	160	120	100	0		(100)	na
100-12-141-00-8803	0000	INSTRUCTIONAL EQUIPMENT <\$5000	859	0	0	0		0	na
		<b>TOTAL MATERIAL &amp; SERVICES</b>	<b>4,400</b>	<b>1,589</b>	<b>5,641</b>	<b>0</b>		<b>(5,641)</b>	
		<b>TOTAL EXPENITURES</b>	<b>44,551</b>	<b>24,218</b>	<b>45,247</b>	<b>0</b>		<b>(45,247)</b>	
<b>TRANSFERS</b>									
100-12-141-00-9951	0000	INTR DEPT SVCS IT	0	0	601	0		601	0
		<b>TOTAL TRANSFERS</b>	<b>0</b>	<b>0</b>	<b>601</b>	<b>0</b>		<b>601</b>	<b>0</b>
		<b>TOTAL EXPENDITURES</b>	<b>44,551</b>	<b>24,218</b>	<b>45,848</b>	<b>0</b>			
		<b>TOTAL CNA/CMA</b>	<b>44,551</b>	<b>24,218</b>	<b>45,848</b>	<b>0</b>			

COLUMBIA GORGE COMMUNITY COLLEGE

Account Number	Prj	Description	Actual 2014-15	Actual 2015-16	Adjusted 2016-17	Proposed 2017-18	% of T Bgt	\$Chg Incr(Decr)	% of Prior Bgt
<b>SMALL BUSINESS DEVELOPMENT CENTER</b>									
<b>PERSONNEL SERVICES</b>									
<b>SALARY EXPENSE</b>									
100-12-142-00-6105	0000	DIRECTOR SALARIES	1,712	30,904	33,266	57,441	24,175	24,175	173%
100-12-142-00-6108	0000	PT PROFESSIONAL SUPPORT SALARIES	20,605	20,688	23,878	0	(23,878)	na	na
100-12-142-00-6301	0000	FULL TIME CLASSIFIED WAGES	15,557	0	0	0	0	0	na
100-12-142-00-6801	0000	EMPLOYEE TAXABLE ALLOWANCE	703	842	1,980	990	(990)	(990)	50%
		<b>TOTAL SALARY EXPENSE</b>	<b>38,577</b>	<b>52,433</b>	<b>59,124</b>	<b>58,431</b>		<b>(693)</b>	
<b>OTHER PAYROLL EXPENSE</b>									
100-12-142-00-6901	0000	SOCIAL SECURITY	2,958	3,595	4,372	4,325	(47)	(47)	99%
100-12-142-00-6902	0000	WORKERS' COMPENSATION INS	187	253	431	304	(127)	(127)	71%
100-12-142-00-6903	0000	STATE WORKERS BENEFIT FUND	31	28	51	29	(22)	(22)	57%
100-12-142-00-6904	0000	UNEMPLOYMENT INSURANCE	702	799	971	691	(280)	(280)	71%
100-12-142-00-6905	0000	PERS	3,462	3,904	4,789	5,925	1,136	1,136	124%
100-12-142-00-6906	0000	DISABILITY INSURANCE	36	50	98	135	37	37	138%
100-12-142-00-6907	0000	LIFE INSURANCE	8	6	8	16	8	8	206%
100-12-142-00-6908	0000	HEALTH INSURANCE	5,197	5,570	7,933	13,833	5,900	5,900	174%
100-12-142-00-6951	0000	PERS BENEFIT EQUALIZATION FUND	2,130	2,106	3,143	2,513	(630)	(630)	80%
		<b>TOTAL OTHER PAYROLL EXPENSE</b>	<b>14,711</b>	<b>16,311</b>	<b>21,796</b>	<b>27,771</b>		<b>5,975</b>	
		<b>TOTAL PERSONNEL SERVICES</b>	<b>53,288</b>	<b>68,744</b>	<b>80,920</b>	<b>86,202</b>		<b>5,282</b>	
<b>MATERIALS &amp; SERVICES</b>									
100-12-142-00-7210	0000	OTHER CONTRACTED SERVICES	0	0	1,000	0	(1,000)	(1,000)	na
100-12-142-00-7510	0000	POSTAGE	0	0	257	300	43	43	117%
100-12-142-00-7601	0000	PRINTING & DUPLICATING	0	0	308	350	42	42	114%
100-12-142-00-7901	0000	SUBSCRIPTIONS	196	45	0	0	0	0	na
100-12-142-00-8006	0000	INSTRUCTIONAL SUPPLIES	945	2,662	0	0	0	0	na
100-12-142-00-8009	0000	OFFICE SUPPLIES	164	58	0	0	0	0	na
100-12-142-00-8201	0000	CONFERENCE FEES	50	0	0	0	0	0	na
100-12-142-00-8205	0000	EMPLOYEE TRAVEL	1,772	2,168	0	0	0	0	na
100-12-142-00-8509	0000	FOOD & REFRESHMENTS	0	100	0	0	0	0	na
100-12-142-00-8515	0000	MEETING & CONFERENCE EXPENSE	0	0	20	0	(20)	(20)	na
100-12-142-00-8516	0000	MEMBERSHIP FEES & DUES	0	175	0	0	0	0	na
100-12-142-00-8803	0000	INSTRUCTIONAL EQUIPMENT <\$5000	0	83	0	0	0	0	na
		<b>TOTAL MATERIAL &amp; SERVICES</b>	<b>3,127</b>	<b>5,292</b>	<b>1,585</b>	<b>650</b>		<b>(935)</b>	
		<b>TOTAL EXPENDITURES</b>	<b>56,415</b>	<b>74,036</b>	<b>82,505</b>	<b>86,852</b>		<b>4,347</b>	
<b>TRANSFERS</b>									
100-12-142-00-9951	0000	INTR DEPT SVCS IT	0	0	22,102	0	0	0	0

COLUMBIA GORGE COMMUNITY COLLEGE

Account Number	Prj	Description	Actual 2014-15	Actual 2015-16	Adjusted 2016-17	Proposed 2017-18	% of T Bgt	\$Chg Incr(Decr)	% of Prior Bgt
		TOTAL TRANSFERS	0	0	22,102	0			
		TOTAL EXPENDITURES	56,415	74,036	104,607	86,852			
		TOTAL SMALL BUS DEVELOPMENT CTR	56,415	74,036	104,607	86,852	0.9%		

COLUMBIA GORGE COMMUNITY COLLEGE

Account Number	Prj	Description	Actual 2014-15	Actual 2015-16	Adjusted 2016-17	Proposed 2017-18	% of T Bgt	\$Chg Incr(Decr)	% of Prior Bgt
<b>SMALL BUSINESS MANAGEMENT</b>									
<b>PERSONNEL SERVICES</b>									
<b>SALARY EXPENSE</b>									
100-12-143-00-6108	0000	PT PROFESSIONAL SUPPORT SALARIES	22,411	0	0	0	0	0	na
100-12-143-00-6801	0000	EMPLOYEE TAXABLE ALLOWANCE	560	0	0	0	0	0	na
		<b>TOTAL SALARY EXPENSE</b>	<b>22,971</b>	<b>0</b>	<b>0</b>	<b>0</b>	<b>0</b>	<b>0</b>	<b>0</b>
<b>OTHER PAYROLL EXPENSE</b>									
100-12-143-00-6901	0000	SOCIAL SECURITY	1,757	0	0	0	0	0	na
100-12-143-00-6902	0000	WORKERS' COMPENSATION INS	111	0	0	0	0	0	na
100-12-143-00-6903	0000	STATE WORKERS BENEFIT FUND	16	0	0	0	0	0	na
100-12-143-00-6904	0000	UNEMPLOYMENT INSURANCE	414	0	0	0	0	0	na
100-12-143-00-6905	0000	PERS	2,095	0	0	0	0	0	na
100-12-143-00-6906	0000	DISABILITY INSURANCE	0	0	0	0	0	0	na
100-12-143-00-6907	0000	LIFE INSURANCE	0	0	0	0	0	0	na
100-12-143-00-6951	0000	PERS BENEFIT EQUALIZATION FUND	1,289	0	0	0	0	0	na
		<b>TOTAL OTHER PAYROLL EXPENSE</b>	<b>5,682</b>	<b>0</b>	<b>0</b>	<b>0</b>	<b>0</b>	<b>0</b>	<b>0</b>
		<b>TOTAL PERSONNEL SERVICES</b>	<b>28,653</b>	<b>0</b>	<b>0</b>	<b>0</b>	<b>0</b>	<b>0</b>	<b>0</b>
<b>MATERIALS &amp; SERVICES</b>									
100-12-143-00-7213	0000	SOFTWARE & LICENSES	1,000	0	0	0	0	0	na
100-12-143-00-7303	0000	EMPLOYEE TRAINING COSTS	0	0	0	0	0	0	na
100-12-143-00-7510	0000	POSTAGE	0	0	0	0	0	0	na
100-12-143-00-7601	0000	PRINTING & DUPLICATING	0	0	0	0	0	0	na
100-12-143-00-7901	0000	SUBSCRIPTIONS	0	0	0	0	0	0	na
100-12-143-00-8006	0000	INSTRUCTIONAL SUPPLIES	1,587	0	0	0	0	0	na
100-12-143-00-8009	0000	OFFICE SUPPLIES	0	0	0	0	0	0	na
100-12-143-00-8201	0000	CONFERENCE FEES	79	0	0	0	0	0	na
100-12-143-00-8205	0000	EMPLOYEE TRAVEL	60	0	0	0	0	0	na
		<b>TOTAL MATERIAL &amp; SERVICES</b>	<b>2,726</b>	<b>0</b>	<b>0</b>	<b>0</b>	<b>0</b>	<b>0</b>	<b>0</b>
		<b>TOTAL SMALL BUSINESS MANAGEMENT</b>	<b>31,379</b>	<b>0</b>	<b>0</b>	<b>0</b>	<b>0</b>	<b>0</b>	<b>0</b>
		<b>TOTAL SMALL BUSINESS MANAGEMENT</b>	<b>31,379</b>	<b>0</b>	<b>0</b>	<b>0</b>	<b>0</b>	<b>0</b>	<b>0</b>

COLUMBIA GORGE COMMUNITY COLLEGE

Account Number	Prj	Description	Actual 2014-15	Actual 2015-16	Adjusted 2016-17	Proposed 2017-18	% of T Bgt	\$Chg Incr(Decr)	% of Prior Bgt
<b>PRE COLLEGE</b>									
<b>PERSONNEL SERVICES</b>									
<b>SALARY EXPENSE</b>									
100-13-161-00-6301	0000	FULL TIME CLASSIFIED WAGES	29,534	19,763	29,058	33,846		4,788	116%
100-13-161-00-6302	0000	PART TIME CLASSIFIED WAGES	10,552	3,194	7,758	8,000		242	103%
100-13-161-00-6401	0000	FULL TIME INSTRUCTOR SALARIES		47,737	0	53,010		53,010	na
100-13-161-00-6421	0000	PART TIME INSTRUCTOR WAGES	53,495	30,280	46,659	12,500		(34,159)	27%
100-13-161-00-6442	0000	SPECIAL PROJECT WAGES	5,568	3,790	4,404	1,500		(2,904)	34%
		<b>TOTAL SALARY EXPENSE</b>	<b>99,149</b>	<b>104,765</b>	<b>87,879</b>	<b>108,856</b>		<b>20,961</b>	
<b>OTHER PAYROLL EXPENSE</b>									
100-13-161-00-6901	0000	SOCIAL SECURITY	7,172	7,895	6,723	7,895		1,172	117%
100-13-161-00-6902	0000	WORKERS' COMPENSATION INS	585	555	662	555		(107)	84%
100-13-161-00-6903	0000	STATE WORKERS BENEFIT FUND	58	67	85	97		12	114%
100-13-161-00-6904	0000	UNEMPLOYMENT INSURANCE	1,703	1,527	1,494	1,527		33	102%
100-13-161-00-6905	0000	PERS	7,946	7,820	7,777	5,000		(2,777)	64%
100-13-161-00-6906	0000	DISABILITY INSURANCE	58	119	77	100		23	130%
100-13-161-00-6907	0000	LIFE INSURANCE	11	23	24	20		(4)	83%
100-13-161-00-6908	0000	HEALTH INSURANCE	8,871	18,926	15,123	15,000		(123)	99%
100-13-161-00-6951	0000	PERS BENEFIT EQUALIZATION FUND	4,671	4,025	3,397	4,000		603	118%
		<b>TOTAL OTHER PAYROLL EXPENSE</b>	<b>31,075</b>	<b>40,957</b>	<b>35,362</b>	<b>34,194</b>		<b>(1,168)</b>	
		<b>TOTAL PERSONNEL SERVICES</b>	<b>130,224</b>	<b>145,722</b>	<b>123,241</b>	<b>143,050</b>		<b>19,793</b>	
<b>MATERIALS &amp; SERVICES</b>									
100-13-161-00-7510	0000	POSTAGE	0	0	143	0		(143)	na
100-13-161-00-7601	0000	PRINTING & DUPLICATING	0	(10)	700	1,500		800	214%
100-13-161-00-8006	0000	INSTRUCTIONAL SUPPLIES	2,419	456	94	200		106	213%
100-13-161-00-8201	0000	CONFERENCE FEES	160	0	275	250		(25)	91%
100-13-161-00-8205	0000	EMPLOYEE TRAVEL	3,000	1,193	6,813	1,000		(5,813)	15%
100-13-161-00-8516	0000	MEMBERSHIP FEES & DUES	0	0	46	0		(46)	na
		<b>TOTAL MATERIAL &amp; SERVICES</b>	<b>5,579</b>	<b>1,639</b>	<b>8,071</b>	<b>2,950</b>		<b>(5,121)</b>	
		<b>TOTAL EXPENDITURES</b>	<b>135,803</b>	<b>147,361</b>	<b>131,312</b>	<b>146,000</b>		<b>14,672</b>	
<b>TRANSFERS</b>									
100-13-161-00-9951	0000	INTR DEPT SVCS IT	0	0	4,439	0			
		<b>TOTAL TRANSFERS</b>	<b>0</b>	<b>0</b>	<b>4,439</b>	<b>0</b>			
		<b>TOTAL EXPENDITURES</b>	<b>135,803</b>	<b>147,361</b>	<b>135,751</b>	<b>146,000</b>			
		<b>TOTAL PRE COLLEGE</b>	<b>135,803</b>	<b>147,361</b>	<b>135,751</b>	<b>146,000</b>		<b>1.5%</b>	



COLUMBIA GORGE COMMUNITY COLLEGE

Account Number	Prj	Description	Actual 2014-15	Actual 2015-16	Adjusted 2016-17	Proposed 2017-18	% of T Bgt	\$Chg Incr(Decr)	% of Prior Bgt
<b>ENGLISH SPEAKERS OF OTHER LANGUAGES</b>									
<b>PERSONNEL SERVICES</b>									
<b>SALARY EXPENSE</b>									
100-13-162-00-6302	0000	PART TIME CLASSIFIED WAGES	5,863	6,017	7,077	8,130	115%	1,053	115%
100-13-162-00-6421	0000	PART TIME INSTRUCTOR WAGES	75,565	57,305	44,148	75,565	171%	31,417	171%
100-13-162-00-6442	0000	SPECIAL PROJECT WAGES	1,670	1,719	1,999	1,670	84%	(329)	84%
		<b>TOTAL SALARY EXPENSE</b>	<b>83,098</b>	<b>65,042</b>	<b>53,224</b>	<b>85,365</b>		<b>32,141</b>	<b>129%</b>
<b>OTHER PAYROLL EXPENSE</b>									
100-13-162-00-6901	0000	SOCIAL SECURITY	6,543	4,970	4,072	6,543	161%	2,471	161%
100-13-162-00-6902	0000	WORKERS' COMPENSATION INS	412	344	401	412	103%	11	103%
100-13-162-00-6903	0000	STATE WORKERS BENEFIT FUND	34	50	61	34	56%	(27)	56%
100-13-162-00-6904	0000	UNEMPLOYMENT INSURANCE	1,511	1,104	905	1,511	167%	606	167%
100-13-162-00-6905	0000	PERS	6,196	4,815	7,326	6,196	85%	(1,130)	85%
100-13-162-00-6906	0000	DISABILITY INSURANCE	0	0	17	0	na	(17)	na
100-13-162-00-6951	0000	PERS EQUALIZATION FUND	3,594	2,177	2,557	3,594	141%	1,037	141%
		<b>TOTAL OTHER PAYROLL EXPENSE</b>	<b>18,290</b>	<b>13,461</b>	<b>15,339</b>	<b>18,290</b>		<b>2,951</b>	<b>#REF!</b>
		<b>TOTAL PERSONNEL SERVICES</b>	<b>101,388</b>	<b>78,502</b>	<b>68,563</b>	<b>103,655</b>		<b>35,092</b>	<b>#REF!</b>
<b>MATERIALS &amp; SERVICES</b>									
100-13-162-00-7510	0000	POSTAGE	0	0	117	0	na	(117)	na
100-13-162-00-7521	0000	SHIPPING & FREIGHT	0	0	14	0	na	(14)	na
100-13-162-00-7601	0000	PRINTING & DUPLICATING	0	0	505	0	na	(505)	na
100-13-162-00-8006	0000	INSTRUCTIONAL SUPPLIES	417	1,413	1,177	400	34%	(777)	34%
100-13-162-00-8201	0000	CONFERENCE FEES	144	80	145	150	103%	5	103%
100-13-162-00-8205	0000	EMPLOYEE TRAVEL	343	748	793	400	50%	(393)	50%
100-13-162-00-8516	0000	MEMBERSHIP FEES & DUES	118	0	119	120	101%	1	101%
		<b>TOTAL MATERIAL &amp; SERVICES</b>	<b>1,022</b>	<b>2,242</b>	<b>2,870</b>	<b>1,070</b>		<b>(1,800)</b>	
		<b>TOTAL EXPENDITURES</b>	<b>102,410</b>	<b>80,744</b>	<b>71,433</b>	<b>104,725</b>		<b>33,292</b>	
<b>TRANSFERS</b>									
100-13-162-00-9951	0000	INTR DEPT SVCS IT	0	0	397	0	0	0	0
		<b>TOTAL TRANSFERS</b>	<b>0</b>	<b>0</b>	<b>397</b>	<b>0</b>			
		<b>TOTAL EXPENDITURES</b>	<b>102,410</b>	<b>80,744</b>	<b>71,830</b>	<b>104,725</b>			
		<b>TOTAL ESOL</b>	<b>102,410</b>	<b>80,744</b>	<b>71,830</b>	<b>104,725</b>	<b>1.1%</b>		

COLUMBIA GORGE COMMUNITY COLLEGE

Account Number	Prj	Description	Actual 2014-15	Actual 2015-16	Adjusted 2016-17	Proposed 2017-18	% of T Bgt	\$Chg Incr(Decr)	% of Prior Bgt
<b>POST SECONDARY REMEDIAL</b>									
<b>PERSONNEL SERVICES</b>									
<b>SALARY EXPENSE</b>									
100-13-163-00-6302	0000	PART TIME CLASSIFIED WAGES	0	2,282	0	0	0	0	na
100-13-163-00-6401	0000	FULL TIME INSTRUCTOR SALARIES	97,189	31,033	101,932	55,130	54%	(46,802)	54%
100-13-163-00-6402	0000	FTF EXTRA CONTRACT DAYS PAY	0	0	0	0	na	0	na
100-13-163-00-6421	0000	PART TIME INSTRUCTOR WAGES	14,459	4,124	11,893	0	na	(11,893)	na
100-13-163-00-6442	0000	SPECIAL PROJECT WAGES	22	148	82	0	na	(82)	na
<b>TOTAL SALARY EXPENSE</b>			<b>111,670</b>	<b>37,588</b>	<b>113,907</b>	<b>55,130</b>		<b>(58,777)</b>	
<b>OTHER PAYROLL EXPENSE</b>									
100-13-163-00-6901	0000	SOCIAL SECURITY	8,543	2,532	8,714	4,217	48%	(4,497)	48%
100-13-163-00-6902	0000	WORKERS' COMPENSATION INS	646	175	859	292	34%	(567)	34%
100-13-163-00-6903	0000	STATE WORKERS BENEFIT FUND	48	11	76	25	34%	(51)	34%
100-13-163-00-6904	0000	UNEMPLOYMENT INSURANCE	1,608	342	1,936	691	36%	(1,245)	36%
100-13-163-00-6905	0000	PERS	8,934	2,763	9,541	5,590	59%	(3,951)	59%
100-13-163-00-6906	0000	DISABILITY INSURANCE	112	68	240	130	54%	(110)	54%
100-13-163-00-6907	0000	LIFE INSURANCE	30	10	32	16	51%	(16)	51%
100-13-163-00-6908	0000	HEALTH INSURANCE	19,102	6,488	24,476	9,082	37%	(15,394)	37%
100-13-163-00-6951	0000	PERS BENEFIT EQUALIZATION FUND	6,116	1,523	5,928	2,371	40%	(3,557)	40%
<b>TOTAL OTHER PAYROLL EXPENSE</b>			<b>45,139</b>	<b>13,912</b>	<b>51,802</b>	<b>22,415</b>		<b>(29,387)</b>	
<b>TOTAL PERSONNEL SERVICES</b>			<b>156,809</b>	<b>51,500</b>	<b>165,709</b>	<b>77,546</b>		<b>(88,163)</b>	
<b>MATERIALS &amp; SERVICES</b>									
100-13-163-00-7601	0000	PRINTING & DUPLICATING	0	0	84	0	na	(84)	na
100-13-163-00-8006	0000	INSTRUCTIONAL SUPPLIES	0	214	0	0	na	0	na
100-13-163-00-8205	0000	EMPLOYEE TRAVEL	250	0	990	500	51%	(490)	51%
100-13-163-00-8509	0000	FOOD & REFRESHMENTS	0	0	2,063	0	na	(2,063)	na
<b>TOTAL MATERIAL &amp; SERVICES</b>			<b>250</b>	<b>214</b>	<b>3,137</b>	<b>500</b>		<b>(2,637)</b>	
<b>TOTAL EXPENDITURES</b>			<b>157,059</b>	<b>51,714</b>	<b>168,846</b>	<b>78,046</b>		<b>(90,800)</b>	
<b>TOTAL POST SECONDARY REMEDIAL</b>			<b>157,059</b>	<b>51,714</b>	<b>168,846</b>	<b>78,046</b>	<b>0.8%</b>		

COLUMBIA GORGE COMMUNITY COLLEGE

Account Number	Prj	Description	Actual 2014-15	Actual 2015-16	Adjusted 2016-17	Proposed 2017-18	% of T Bgt	\$Chg Incr(Decr)	% of Prior Bgt
<b>ADULT CONTINUING EDUCATION</b>									
<b>PERSONNEL SERVICES</b>									
<b>SALARY EXPENSE</b>									
100-14-171-00-6107	0000	FT PROFESSIONAL SUPPORT SALARIES	23,878	0	0	0	0	0	na
100-14-171-00-6302	0000	PART TIME CLASSIFIED WAGES	0	0	0	0	0	0	na
100-14-171-00-6421	0000	PART TIME INSTRUCTOR WAGES	13,126	2,712	0	0	0	0	na
100-14-171-00-6442	0000	SPECIAL PROJECT WAGES	205	7,393	0	0	0	0	na
100-14-171-00-6801	0000	EMPLOYEE TAXABLE ALLOWANCE	498	0	0	0	0	0	na
		<b>TOTAL SALARY EXPENSE</b>	<b>37,707</b>	<b>10,105</b>	<b>0</b>	<b>0</b>	<b>0</b>	<b>0</b>	<b>0%</b>
<b>OTHER PAYROLL EXPENSE</b>									
100-14-171-00-6901	0000	SOCIAL SECURITY	3,162	773	0	0	0	0	na
100-14-171-00-6902	0000	WORKERS' COMPENSATION INS	208	50	0	0	0	0	na
100-14-171-00-6903	0000	STATE WORKERS BENEFIT FUND	25	13	0	0	0	0	na
100-14-171-00-6904	0000	UNEMPLOYMENT INSURANCE	555	168	0	0	0	0	na
100-14-171-00-6905	0000	PERS	3,472	152	0	0	0	0	na
100-14-171-00-6906	0000	DISABILITY INSURANCE	673	0	0	0	0	0	na
100-14-171-00-6907	0000	LIFE INSURANCE	8	0	0	0	0	0	na
100-14-171-00-6908	0000	HEALTH INSURANCE	7,316	0	0	0	0	0	na
100-14-171-00-6951	0000	PERS BENEFIT EQUALIZATION FUND	1,852	78	0	0	0	0	na
		<b>TOTAL OTHER PAYROLL EXPENSE</b>	<b>17,271</b>	<b>1,235</b>	<b>0</b>	<b>0</b>	<b>0</b>	<b>0</b>	<b>0%</b>
		<b>TOTAL PERSONNEL SERVICES</b>	<b>54,978</b>	<b>11,340</b>	<b>0</b>	<b>0</b>	<b>0</b>	<b>0</b>	<b>0%</b>
<b>MATERIALS &amp; SERVICES</b>									
100-14-171-00-7206	0000	INSTRUCTIONAL CONTRACTED SERVICES	1,766	4,132	0	0	0	0	na
100-14-171-00-8006	0000	INSTRUCTIONAL SUPPLIES	46	1,310	0	0	0	0	na
100-14-171-00-8204	0000	NON-EMPLOYEE TRAVEL	20	0	0	0	0	0	na
100-14-171-00-8205	0000	EMPLOYEE TRAVEL	141	78	0	0	0	0	na
100-14-171-00-8509	0000	FOOD & REFRESHMENTS	0	50	0	0	0	0	na
100-14-171-00-8516	0000	MEMBERSHIP FEES & DUES	225	70	0	0	0	0	na
		<b>TOTAL MATERIAL &amp; SERVICES</b>	<b>2,198</b>	<b>5,640</b>	<b>0</b>	<b>0</b>	<b>0</b>	<b>0</b>	<b>0%</b>
		<b>TOTAL EXPENDITURES</b>	<b>57,176</b>	<b>16,980</b>	<b>0</b>	<b>0</b>	<b>0</b>	<b>0</b>	<b>0%</b>
		<b>TOTAL ADULT CONTINUING EDUCATION</b>	<b>57,176</b>	<b>16,980</b>	<b>0</b>	<b>0</b>	<b>0</b>	<b>0</b>	<b>0%</b>

COLUMBIA GORGE COMMUNITY COLLEGE

Account Number	Prj	Description	Actual 2014-15	Actual 2015-16	Adjusted 2016-17	Proposed 2017-18	% of T Bgt	\$Chg Incr(Decr)	% of Prior Bgt
<b>HEALTH AND SAFETY ADULT EDUCATION</b>									
<b>PERSONNEL SERVICES</b>									
<b>SALARY EXPENSE</b>									
100-14-172-00-6302	0000	PART TIME CLASSIFIED WAGES	441	0	0	0	0	0	na
100-14-172-00-6421	0000	PART TIME INSTRUCTOR WAGES	7,670	1,563	0	0	0	0	na
100-14-172-00-6442	0000	SPECIAL PROJECT WAGES	2,016	8,369	0	0	0	0	na
		<b>TOTAL SALARY EXPENSE</b>	<b>10,127</b>	<b>9,932</b>	<b>0</b>	<b>0</b>	<b>0</b>	<b>0</b>	<b>0</b>
<b>OTHER PAYROLL EXPENSE</b>									
100-14-172-00-6901	0000	SOCIAL SECURITY	775	720	0	0	0	0	na
100-14-172-00-6902	0000	WORKERS' COMPENSATION INS	49	53	0	0	0	0	na
100-14-172-00-6903	0000	STATE WORKERS BENEFIT FUND	7	11	0	0	0	0	na
100-14-172-00-6904	0000	UNEMPLOYMENT INSURANCE	180	160	0	0	0	0	na
100-14-172-00-6905	0000	PERS	0	0	0	0	0	0	na
100-14-172-00-6906	0000	DISABILITY INSURANCE	0	0	0	0	0	0	na
100-14-172-00-6907	0000	LIFE INSURANCE	0	0	0	0	0	0	na
100-14-172-00-6908	0000	HEALTH INSURANCE	0	0	0	0	0	0	na
100-14-172-00-6951	0000	PERS BENEFIT EQUALIZATION FUND	0	0	0	0	0	0	na
		<b>TOTAL OTHER PAYROLL EXPENSE</b>	<b>1,011</b>	<b>944</b>	<b>0</b>	<b>0</b>	<b>0</b>	<b>0</b>	<b>0</b>
		<b>TOTAL PERSONNEL SERVICES</b>	<b>11,138</b>	<b>10,876</b>	<b>0</b>	<b>0</b>	<b>0</b>	<b>0</b>	<b>0</b>
<b>MATERIALS &amp; SERVICES</b>									
100-14-172-00-7510	0000	POSTAGE	0	0	0	0	0	0	na
100-14-172-00-7521	0000	SHIPPING & FREIGHT	91	91	0	0	0	0	na
100-14-172-00-7601	0000	PRINTING & DUPLICATING	0	0	0	0	0	0	na
100-14-172-00-8006	0000	INSTRUCTIONAL SUPPLIES	11,159	10,545	0	0	0	0	na
100-14-172-00-8201	0000	CONFERENCE FEES	0	0	0	0	0	0	na
100-14-172-00-8205	0000	EMPLOYEE TRAVEL	0	0	0	0	0	0	na
		<b>TOTAL MATERIAL &amp; SERVICES</b>	<b>11,250</b>	<b>10,635</b>	<b>0</b>	<b>0</b>	<b>0</b>	<b>0</b>	<b>0</b>
		<b>TOTAL EXPENDITURES</b>	<b>22,388</b>	<b>21,511</b>	<b>0</b>	<b>0</b>	<b>0</b>	<b>0</b>	<b>0</b>
		<b>TOTAL HEALTH &amp; SAFETY ADULT EDUCATION</b>	<b>22,388</b>	<b>21,511</b>	<b>0</b>	<b>0</b>	<b>0</b>	<b>0</b>	<b>0</b>

COLUMBIA GORGE COMMUNITY COLLEGE

Account Number	Prj	Description	Actual 2014-15	Actual 2015-16	Adjusted 2016-17	Proposed 2017-18	% of T Bgt	\$Chg Incr(Decr)	% of Prior Bgt
<b>INSTRUCTIONAL ADMINISTRATION</b>									
<b>PERSONNEL SERVICES</b>									
<b>SALARY EXPENSE</b>									
100-20-201-00-6102	0000	CHIEF SALARIES	81,724	93,528	96,334	99,224		2,890	103%
100-20-201-00-6105	0000	DIRECTOR SALARIES	128,129	78,019	156,843	77,195		(79,648)	49%
100-20-201-00-6107	0000	FT PROFESSIONAL SUPPORT SALARIES	52,185	94,615	93,746	121,394		27,648	129%
100-20-201-00-6201	0000	FULL TIME CONFIDENTIAL WAGES	25,764	43,842	45,157	49,345		4,188	109%
100-20-201-00-6301	0000	FULL TIME CLASSIFIED WAGES	25,418	32,931	32,885	102,176		69,291	311%
100-20-201-00-6302	0000	PART TIME CLASSIFIED WAGES	362	0	0	0		0	na
100-20-201-00-6441	0000	CURRICULUM DEVELOPMENT WAGES	864	0	864	0		(864)	na
100-20-201-00-6801	0000	EMPLOYEE TAXABLE ALLOWANCE	2,033	1,723	2,250	1,500		(750)	67%
<b>TOTAL SALARY EXPENSE</b>			<b>316,479</b>	<b>344,659</b>	<b>428,079</b>	<b>450,834</b>		<b>22,755</b>	
<b>OTHER PAYROLL EXPENSE</b>									
100-20-201-00-6901	0000	SOCIAL SECURITY	23,679	25,694	32,576	31,644		(932)	97%
100-20-201-00-6902	0000	WORKERS' COMPENSATION INS	1,539	1,827	3,209	2,221		(988)	69%
100-20-201-00-6903	0000	STATE WORKERS BENEFIT FUND	146	174	275	189		(86)	69%
100-20-201-00-6904	0000	UNEMPLOYMENT INSURANCE	3,203	3,740	7,239	4,479		(2,760)	62%
100-20-201-00-6905	0000	PERS	34,324	43,672	55,225	66,668		11,443	121%
100-20-201-00-6906	0000	DISABILITY INSURANCE	703	776	960	985		25	103%
100-20-201-00-6907	0000	LIFE INSURANCE	82	99	111	107		(4)	96%
100-20-201-00-6908	0000	HEALTH INSURANCE	59,383	73,026	83,702	77,091		(6,611)	92%
100-20-201-00-6951	0000	PERS BENEFIT EQUALIZATION FUND	17,724	15,625	23,396	18,107		(5,289)	77%
100-20-201-00-6955	0000	PT FACULTY INSURANCE FUND EXP	0	0	31,425	25,000		(6,425)	80%
<b>TOTAL OTHER PAYROLL EXPENSE</b>			<b>140,783</b>	<b>164,632</b>	<b>238,118</b>	<b>226,492</b>		<b>(11,626)</b>	
<b>TOTAL PERSONNEL SERVICES</b>			<b>457,262</b>	<b>509,291</b>	<b>666,197</b>	<b>677,326</b>		<b>11,129</b>	
<b>MATERIALS &amp; SERVICES</b>									
100-20-201-00-7210	0000	OTHER CONTRACTED SERVICES	0	26,025	50,000	65,000		15,000	130%
100-20-201-00-7510	0000	POSTAGE	0	144	144	200		56	139%
100-20-201-00-7521	0000	SHIPPING & FREIGHT	9	219	0	0		0	na
100-20-201-00-7601	0000	PRINTING & DUPLICATING	0	0	615	650		35	106%
100-20-201-00-7611	0000	CATALOG PRINTING	0	0	925	0		(925)	na
100-20-201-00-7901	0000	SUBSCRIPTIONS	1,108	1,299	250	300		50	120%
100-20-201-00-8006	0000	INSTRUCTIONAL SUPPLIES	0	0	55	500		445	909%
100-20-201-00-8009	0000	OFFICE SUPPLIES	1,155	613	350	350		0	100%
100-20-201-00-8201	0000	CONFERENCE FEES	10,654	1,140	2,095	2,500		405	119%
100-20-201-00-8205	0000	EMPLOYEE TRAVEL	7,232	9,251	9,728	10,378		650	107%
100-20-201-00-8509	0000	FOOD & REFRESHMENTS	329	373	80	200		120	250%
100-20-201-00-8516	0000	MEMBERSHIP FEES & DUES	300	584	15,575	15,575		0	100%
<b>TOTAL MATERIAL &amp; SERVICES</b>			<b>20,787</b>	<b>39,504</b>	<b>79,817</b>	<b>95,653</b>		<b>15,836</b>	

COLUMBIA GORGE COMMUNITY COLLEGE

Account Number	Prj	Description	Actual 2014-15	Actual 2015-16	Adjusted 2016-17	Proposed 2017-18	% of T Bgt	\$Chg Incr(Decr)	% of Prior Bgt
<b>TOTAL EXPENDITURES</b>			478,049	548,795	746,014	772,979			
<b>TRANSFERS</b>									
100-20-201-00-9951	0000	INTR DEPT SVCS IT	0	0	24,384	0			
<b>TOTAL TRANSFERS</b>			0	0	24,384	0			
<b>TOTAL EXPENDITURES</b>			478,049	548,795	770,398	772,979			
<b>TOTAL INSTRUCTIONAL ADMINISTRATION</b>			478,049	548,795	770,398	772,979	8.2%		

COLUMBIA GORGE COMMUNITY COLLEGE

Account Number	Prj	Description	Actual 2014-15	Actual 2015-16	Adjusted 2016-17	Proposed 2017-18	% of T Bgt	\$Chg Incr(Decr)	% of Prior Bgt
<b>DISTANCE EDUCATION &amp; INSTRUCTIONAL TECHNOLOGY</b>									
<b>PERSONNEL SERVICES</b>									
<b>SALARY EXPENSE</b>									
100-20-203-00-6107	0000	FT PROFESSIONAL SUPPORT SALARIES	55,364	55,151	57,025	28,512		(28,513)	50%
100-20-203-00-6403	0000	FTF OVERLOAD PAY	5,926	0	12,426	10,000		(2,426)	80%
100-20-203-00-6421	0000	PART TIME INSTRUCTOR WAGES	10,078	3,950	4,616	0		(4,616)	na
100-20-203-00-6441	0000	CURRICULUM DEVELOPMENT WAGES	14,087	0	4,095	0		(4,095)	na
100-20-203-00-6442	0000	SPECIAL PROJECT WAGES	0	3,710	2,817	0		(2,817)	na
<b>TOTAL SALARY EXPENSE</b>			<b>85,455</b>	<b>62,811</b>	<b>80,979</b>	<b>38,512</b>		<b>(42,467)</b>	<b>104%</b>
<b>OTHER PAYROLL EXPENSE</b>									
100-20-203-00-6901	0000	SOCIAL SECURITY	6,332	4,554	5,742	4,302		(1,440)	75%
100-20-203-00-6902	0000	WORKERS' COMPENSATION INS	462	321	1,044	302		(742)	29%
100-20-203-00-6903	0000	STATE WORKERS BENEFIT FUND	44	35	42	29		(13)	69%
100-20-203-00-6904	0000	UNEMPLOYMENT INSURANCE	1,121	730	1,276	691		(585)	54%
100-20-203-00-6905	0000	PERS	8,513	7,983	9,450	9,535		85	101%
100-20-203-00-6906	0000	DISABILITY INSURANCE	139	130	134	134		0	100%
100-20-203-00-6907	0000	LIFE INSURANCE	18	16	16	16		0	103%
100-20-203-00-6908	0000	HEALTH INSURANCE	14,279	14,658	14,053	9,657		(4,396)	69%
100-20-203-00-6951	0000	PERS BENEFIT EQUALIZATION FUND	4,311	2,630	3,804	2,452		(1,352)	64%
<b>TOTAL OTHER PAYROLL EXPENSE</b>			<b>35,219</b>	<b>31,057</b>	<b>35,561</b>	<b>27,119</b>		<b>(8,442)</b>	
<b>TOTAL PERSONNEL SERVICES</b>			<b>120,674</b>	<b>93,869</b>	<b>116,540</b>	<b>65,631</b>		<b>(50,909)</b>	
<b>MATERIALS &amp; SERVICES</b>									
100-20-203-00-7210	0000	OTHER CONTRACTED SERVICES	6,892	10,838	18,201	18,500		299	102%
100-20-203-00-7213	0000	SOFTWARE & LICENSES	7	0	0	0		0	na
100-20-203-00-7510	0000	POSTAGE	0	0	14	25		11	179%
100-20-203-00-7521	0000	SHIPPING & FREIGHT	0	0	0	0		0	na
100-20-203-00-7601	0000	PRINTING & DUPLICATING	0	0	11	50		39	455%
100-20-203-00-8006	0000	INSTRUCTIONAL SUPPLIES	0	0	0	0		0	na
100-20-203-00-8201	0000	CONFERENCE FEES	3,351	1,150	4,226	4,000		(226)	95%
100-20-203-00-8205	0000	EMPLOYEE TRAVEL	10,477	2,619	7,714	7,000		(714)	91%
100-20-203-00-8508	0000	EQUIPMENT REPAIR	0	0	0	0		0	na
100-20-203-00-8509	0000	FOOD & REFRESHMENTS	55	44	45	0		(45)	na
100-20-203-00-8516	0000	MEMBERSHIP FEES & DUES	495	495	2,495	2,495		0	100%
100-20-203-00-8805	0000	OTHER MINOR EQUIPMENT <\$5000	419	123	258	250		(8)	97%
<b>TOTAL MATERIAL &amp; SERVICES</b>			<b>21,696</b>	<b>15,269</b>	<b>32,964</b>	<b>32,320</b>		<b>(644)</b>	
<b>TOTAL EXPENDITURES</b>			<b>142,370</b>	<b>109,138</b>	<b>149,504</b>	<b>97,951</b>		<b>(51,553)</b>	
<b>TRANSFERS</b>									
100-20-203-00-9951	0000	INTR DEPT SVCS IT	0	0	84,127	0		0	

COLUMBIA GORGE COMMUNITY COLLEGE

Account Number	Prj	Description	Actual 2014-15	Actual 2015-16	Adjusted 2016-17	Proposed 2017-18	% of T Bgt	\$Chg Incr(Decr)	% of Prior Bgt
		TOTAL TRANSFERS	0	0	84,127	0			
		TOTAL EXPENDITURES	142,370	109,138	233,631	97,951			
		TOTAL DISTANCE EDUCATION & INSTR TECH	142,370	109,138	233,631	97,951	1.0%		



COLUMBIA GORGE COMMUNITY COLLEGE

Account Number	Prj	Description	Actual 2014-15	Actual 2015-16	Adjusted 2016-17	Proposed 2017-18	% of T Bgt	\$Chg Incr(Decr)	% of Prior Bgt
<b>INSTRUCTIONAL STAFF DEVELOPMENT</b>									
<b>PERSONNEL SERVICES</b>									
<b>SALARY EXPENSE</b>									
100-20-204-00-6421	0000	PART TIME INSTRUCTOR WAGES	220	0	0	0	0	0	na
100-20-204-00-6442	0000	SPECIAL PROJECT WAGES	6,814	132	286	0	0	(286)	na
		<b>TOTAL SALARY EXPENSE</b>	<b>7,034</b>	<b>132</b>	<b>286</b>	<b>0</b>	<b>0</b>	<b>(286)</b>	
<b>OTHER PAYROLL EXPENSE</b>									
100-20-204-00-6901	0000	SOCIAL SECURITY	538	17	22	0	0	(22)	na
100-20-204-00-6902	0000	WORKERS' COMPENSATION INS	34	1	2	0	0	(2)	na
100-20-204-00-6903	0000	STATE WORKERS BENEFIT FUND	3	0	0	0	0	0	na
100-20-204-00-6904	0000	UNEMPLOYMENT INSURANCE	133	3	5	0	0	(5)	na
100-20-204-00-6905	0000	PERS	454	0	24	0	0	(24)	na
100-20-204-00-6906	0000	DISABILITY INSURANCE	0	0	0	0	0	0	na
100-20-204-00-6907	0000	LIFE INSURANCE	0	0	0	0	0	0	na
100-20-204-00-6908	0000	HEALTH INSURANCE	0	0	0	0	0	0	na
100-20-204-00-6951	0000	PERS BENEFIT EQUALIZATION FUND	259	0	8	0	0	(8)	na
		<b>TOTAL OTHER PAYROLL EXPENSE</b>	<b>1,421</b>	<b>21</b>	<b>61</b>	<b>0</b>	<b>0</b>	<b>(61)</b>	
		<b>TOTAL PERSONNEL SERVICES</b>	<b>8,455</b>	<b>153</b>	<b>347</b>	<b>0</b>	<b>0</b>	<b>(347)</b>	
<b>MATERIALS &amp; SERVICES</b>									
100-20-204-00-7210	0000	OTHER CONTRACTED SERVICES	2,000	797	1,785	2,500	2,500	715	140%
100-20-204-00-8006	0000	INSTRUCTIONAL SUPPLIES	362	167	337	0	0	(337)	na
100-20-204-00-8201	0000	CONFERENCE FEES	169	715	2,000	0	0	(2,000)	na
100-20-204-00-8204	0000	NON-EMPLOYEE TRAVEL	162	0	250	1,000	1,000	750	400%
100-20-204-00-8205	0000	EMPLOYEE TRAVEL	0	1,390	2,028	1,500	1,500	(528)	74%
100-20-204-00-8509	0000	FOOD & REFRESHMENTS	3,452	2,173	1,998	3,500	3,500	1,502	175%
		<b>TOTAL MATERIAL &amp; SERVICES</b>	<b>6,145</b>	<b>5,242</b>	<b>8,398</b>	<b>8,500</b>	<b>8,500</b>	<b>102</b>	
		<b>TOTAL EXPENDITURES</b>	<b>14,600</b>	<b>5,395</b>	<b>8,745</b>	<b>8,500</b>	<b>8,500</b>	<b>(245)</b>	
		<b>TOTAL INSTR STAFF DEVELOPMENT</b>	<b>14,600</b>	<b>5,395</b>	<b>8,745</b>	<b>8,500</b>	<b>8,500</b>	<b>0.1%</b>	

COLUMBIA GORGE COMMUNITY COLLEGE

Account Number	Prj	Description	Actual 2014-15	Actual 2015-16	Adjusted 2016-17	Proposed 2017-18	% of T Bgt	\$Chg Incr(Decr)	% of Prior Bgt
<b>LIBRARY</b>									
<b>PERSONNEL SERVICES</b>									
<b>SALARY EXPENSE</b>									
100-20-221-00-6105	0000	DIRECTOR SALARIES	52,567	52,567	54,144	55,768		1,624	103%
100-20-221-00-6107	0000	FT PROFESSIONAL SUPPORT SALARIES	35,461	0	0	55,747		55,747	na
100-20-221-00-6301	0000	FULL TIME CLASSIFIED WAGES	37,033	24,386	46,082	0		(46,082)	na
100-20-221-00-6302	0000	PART TIME CLASSIFIED WAGES	5,165	0	0	0		0	na
100-20-221-00-6421	0000	PART TIME INSTRUCTOR WAGES	220	0	0	0		0	na
100-20-221-00-6441	0000	CURRICULUM DEVELOPMENT WAGES	220	0	0	0		0	na
100-20-221-00-6442	0000	SPECIAL PROJECT WAGES	(215)	1,955	0	0		0	na
<b>TOTAL SALARY EXPENSE</b>			<b>130,451</b>	<b>78,908</b>	<b>100,226</b>	<b>111,515</b>		<b>11,289</b>	
<b>OTHER PAYROLL EXPENSE</b>									
100-20-221-00-6901	0000	SOCIAL SECURITY	9,510	5,692	7,667	7,967		300	104%
100-20-221-00-6902	0000	WORKERS' COMPENSATION INS	(757)	418	755	578		(177)	77%
100-20-221-00-6903	0000	STATE WORKERS BENEFIT FUND	83	59	103	73		(30)	71%
100-20-221-00-6904	0000	UNEMPLOYMENT INSURANCE	1,932	1,065	1,704	1,649		(55)	97%
100-20-221-00-6905	0000	PERS	11,960	4,724	9,344	12,313		2,969	132%
100-20-221-00-6906	0000	DISABILITY INSURANCE	271	148	216	256		40	119%
100-20-221-00-6907	0000	LIFE INSURANCE	44	23	40	41		1	103%
100-20-221-00-6908	0000	HEALTH INSURANCE	48,398	24,032	37,523	30,554		(6,969)	81%
100-20-221-00-6951	0000	PERS BENEFIT EQUALIZATION FUND	6,915	2,525	5,512	4,687		(825)	85%
<b>TOTAL OTHER PAYROLL EXPENSE</b>			<b>78,356</b>	<b>38,687</b>	<b>62,864</b>	<b>58,118</b>		<b>(4,746)</b>	
<b>TOTAL PERSONNEL SERVICES</b>			<b>208,807</b>	<b>117,595</b>	<b>163,090</b>	<b>169,634</b>		<b>6,544</b>	
<b>MATERIALS &amp; SERVICES</b>									
100-20-221-00-7208	0000	LIBRARY AUTOMATED SERVICES	5,200	4,536	4,986	5,200		214	104%
100-20-221-00-7209	0000	MAINTENANCE CONTRACTS	1,598	1,636	1,870	1,870		0	100%
100-20-221-00-7210	0000	OTHER CONTRACTED SERVICES	946	0	2,015	2,115		100	105%
100-20-221-00-7310	0000	OER SPEC PROJ EXP	0	(531)	0	0		0	na
100-20-221-00-7510	0000	POSTAGE	0	0	624	700		76	112%
100-20-221-00-7523	0000	INTERLIBRARY LOAN DELIVERY	969	0	400	400		0	100%
100-20-221-00-7601	0000	PRINTING & DUPLICATING	1,580	0	951	2,000		1,049	210%
100-20-221-00-7901	0000	SUBSCRIPTIONS	3,806	2,001	2,314	2,200		(114)	95%
100-20-221-00-7902	0000	ELECTRONIC SUBSCRIPTIONS	34,604	21,427	27,329	27,500		171	101%
100-20-221-00-8007	0000	LIBR AUDIOVISUAL MATERIALS	4,456	2,066	2,000	2,500		500	125%
100-20-221-00-8008	0000	LIBR ELECTRONIC MATERIALS	0	0	250	250		0	100%
100-20-221-00-8009	0000	OFFICE SUPPLIES	1,756	356	1,945	1,000		(945)	51%
100-20-221-00-8014	0000	LIBRARY PRINT COLLECTION	10,384	4,045	4,000	5,000		1,000	125%
100-20-221-00-8201	0000	CONFERENCE FEES	642	770	1,000	1,200		200	120%
100-20-221-00-8205	0000	EMPLOYEE TRAVEL	4,193	6,581	4,500	4,500		0	100%

COLUMBIA GORGE COMMUNITY COLLEGE

Account Number	Prj	Description	Actual 2014-15	Actual 2015-16	Adjusted 2016-17	Proposed 2017-18	% of T Bgt	\$Chg Incr(Decr)	% of Prior Bgt
100-20-221-00-8509	0000	FOOD & REFRESHMENTS	92	0	200	200	100%	0	100%
100-20-221-00-8516	0000	MEMBERSHIP FEES & DUES	561	793	555	500	90%	(55)	90%
100-20-221-00-8801	0000	FURNITURE <\$5000	0	0	0	0	na	0	na
100-20-221-00-8802	0000	INFO TECH EQUIPMENT <\$5000	170	3,599	100	1,200	1200%	1,100	1200%
<b>TOTAL MATERIAL &amp; SERVICES</b>			<b>70,957</b>	<b>47,279</b>	<b>55,039</b>	<b>58,335</b>		<b>3,296</b>	<b>115%</b>
<b>CAPITAL OUTLAY</b>									
100-20-221-00-9591	0000	LIBR PRINT COLLECTION	0	0	0	0	na	0	na
<b>TOTAL CAPITAL OUTLAY</b>			<b>0</b>	<b>0</b>	<b>0</b>	<b>0</b>		<b>0</b>	
<b>TOTAL EXPENDITURES</b>			<b>279,764</b>	<b>164,874</b>	<b>218,129</b>	<b>227,969</b>		<b>9,840</b>	
<b>TRANSFERS</b>									
100-20-221-00-9951	0000	INTR DEPT SVCS IT	0	0	32,576	0			
<b>TOTAL TRANSFERS</b>			<b>0</b>	<b>0</b>	<b>32,576</b>	<b>0</b>			
<b>TOTAL EXPENDITURES</b>			<b>0</b>	<b>0</b>	<b>250,705</b>	<b>227,969</b>			
<b>TOTAL LIBRARY</b>			<b>279,764</b>	<b>164,874</b>	<b>250,705</b>	<b>227,969</b>	<b>2.4%</b>		

COLUMBIA GORGE COMMUNITY COLLEGE

Account Number	Prj	Description	Actual 2014-15	Actual 2015-16	Adjusted 2016-17	Proposed 2017-18	% of T Bgt	\$Chg Incr(Decr)	% of Prior Bgt
<b>REGISTRATION &amp; ADMISSIONS</b>									
<b>PERSONNEL SERVICES</b>									
<b>SALARY EXPENSE</b>									
100-30-301-00-6102	0000	CHIEF SALARIES	11,578	0	85,591	0		(85,591)	na
100-30-301-00-6105	0000	DIRECTOR SALARIES	16,736	45,306	54,144	55,768		1,624	103%
100-30-301-00-6107	0000	FT PROFESSIONAL SUPPORT SALARIES	0	0	0	41,195		41,195	na
100-30-301-00-6201	0000	FULL TIME CONFIDENTIAL WAGES	43,843	0	0	0		0	na
100-30-301-00-6301	0000	FULL TIME CLASSIFIED WAGES	113,492	63,383	89,149	65,296		(23,853)	73%
100-30-301-00-6302	0000	PART TIME CLASSIFIED WAGES	764	34,376	12,917	19,208		6,291	149%
100-30-301-00-6701	0000	STUDENT WAGES	125	0	0	0		0	na
100-30-301-00-6801	0000	EMPLOYEE TAXABLE ALLOWANCE	0	0	990	0		(990)	na
<b>TOTAL SALARY EXPENSE</b>			<b>186,538</b>	<b>143,065</b>	<b>242,791</b>	<b>181,467</b>		<b>(61,324)</b>	
<b>OTHER PAYROLL EXPENSE</b>									
100-30-301-00-6901	0000	SOCIAL SECURITY	13,976	10,513	18,498	20,000		1,502	108%
100-30-301-00-6902	0000	WORKERS' COMPENSATION INS	901	757	1,822	1,900		78	104%
100-30-301-00-6903	0000	STATE WORKERS BENEFIT FUND	131	123	189	200		11	106%
100-30-301-00-6904	0000	UNEMPLOYMENT INSURANCE	2,839	2,085	4,111	3,000		(1,111)	73%
100-30-301-00-6905	0000	PERS	16,939	12,900	23,268	17,580		(5,688)	76%
100-30-301-00-6906	0000	DISABILITY INSURANCE	392	294	568	600		32	106%
100-30-301-00-6907	0000	LIFE INSURANCE	74	59	63	100		37	159%
100-30-301-00-6908	0000	HEALTH INSURANCE	44,700	44,743	66,186	35,000		(31,186)	53%
100-30-301-00-6951	0000	PERS BENEFIT EQUALIZATION FUND	9,577	5,523	13,299	5,000		(8,299)	38%
<b>TOTAL OTHER PAYROLL EXPENSE</b>			<b>89,529</b>	<b>76,998</b>	<b>128,004</b>	<b>83,380</b>		<b>(44,624)</b>	
<b>TOTAL PERSONNEL SERVICES</b>			<b>276,067</b>	<b>220,064</b>	<b>370,795</b>	<b>264,847</b>		<b>(105,948)</b>	
<b>MATERIALS &amp; SERVICES</b>									
100-30-301-00-7213	0000	SOFTWARE & LICENSES	0	12,964	11,901	13,051		1,150	110%
100-30-301-00-7510	0000	POSTAGE	223	217	1,077	1,501		424	139%
100-30-301-00-7521	0000	SHIPPING & FREIGHT	25	13	0	0		0	na
100-30-301-00-7601	0000	PRINTING & DUPLICATING	0	0	360	860		500	239%
100-30-301-00-7611	0000	CATALOG PRINTING	0	0	0	6,500		6,500	na
100-30-301-00-8009	0000	OFFICE SUPPLIES	1,747	944	5,959	5,000		(959)	84%
100-30-301-00-8011	0000	REFERENCE MATERIALS	0	248	0	0		0	na
100-30-301-00-8012	0000	TESTING SUPPLIES	4,764	3,785	6,806	6,806		0	100%
100-30-301-00-8201	0000	CONFERENCE FEES	189	1,225	2,885	1,660		(1,225)	58%
100-30-301-00-8205	0000	EMPLOYEE TRAVEL	3,808	6,448	8,025	7,600		(425)	95%
100-30-301-00-8509	0000	FOOD & REFRESHMENTS	148	0	41	0		(41)	na
100-30-301-00-8516	0000	MEMBERSHIP FEES & DUES	225	310	800	890		90	111%
100-30-301-00-8517	0000	MISC FEES	250	0	0	0		0	na
<b>TOTAL MATERIAL &amp; SERVICES</b>			<b>11,379</b>	<b>26,153</b>	<b>37,854</b>	<b>43,868</b>		<b>6,014</b>	

COLUMBIA GORGE COMMUNITY COLLEGE

Account Number	Prj	Description	Actual 2014-15	Actual 2015-16	Adjusted 2016-17	Proposed 2017-18	% of T Bgt	\$Chg Incr(Decr)	% of Prior Bgt	
<b>TOTAL EXPENDITURES</b>			287,446	246,216	408,649	308,715		(99,934)		
<b>TRANSFERS</b>										
100-30-301-00-9951	0000	INTR DEPT SVCS IT	0	0	20,592	0				
<b>TOTAL TRANSFERS</b>			0	0	20,592	0				
<b>TOTAL EXPENDITURES</b>			287,446	246,216	429,241	308,715				
<b>TOTAL REGISTRATION &amp; ADMISSIONS</b>			287,446	246,216	429,241	308,715	3.3%			

COLUMBIA GORGE COMMUNITY COLLEGE

Account Number	Prj	Description	Actual 2014-15	Actual 2015-16	Adjusted 2016-17	Proposed 2017-18	% of T Bgt	\$Chg Incr(Decr)	% of Prior Bgt
<b>ADVISING</b>									
<b>PERSONNEL SERVICES</b>									
<b>SALARY EXPENSE</b>									
100-30-302-00-6105	0000	DIRECTOR SALARIES	53,753	54,144	55,768	57,441		1,673	103%
100-30-302-00-6107	0000	FT PROFESSIONAL SUPPORT SALARIES	96,631	66,218	74,365	76,596		2,231	103%
100-30-302-00-6108	0000	PT PROFESSIONAL SUPPORT SALARIES	26,765	22,078	0	0		0	na
100-30-302-00-6401	0000	FULL TIME INSTRUCTOR WAGES	39,879	0	0	0		0	na
100-30-302-00-6801	0000	EMPLOYEE TAXABLE ALLOWANCE	907	969	990	990		0	100%
<b>TOTAL SALARY EXPENSE</b>			<b>217,935</b>	<b>143,409</b>	<b>131,123</b>	<b>135,027</b>		<b>3,904</b>	
<b>OTHER PAYROLL EXPENSE</b>									
100-30-302-00-6901	0000	SOCIAL SECURITY	16,649	10,952	9,955	10,330		375	104%
100-30-302-00-6902	0000	WORKERS' COMPENSATION INS	1,110	760	981	710		(271)	72%
100-30-302-00-6903	0000	STATE WORKERS BENEFIT FUND	136	108	103	87		(16)	85%
100-30-302-00-6904	0000	UNEMPLOYMENT INSURANCE	3,327	2,104	2,212	2,041		(171)	92%
100-30-302-00-6905	0000	PERS	22,118	11,823	14,000	17,537		3,537	125%
100-30-302-00-6906	0000	DISABILITY INSURANCE	433	276	306	315		9	103%
100-30-302-00-6907	0000	LIFE INSURANCE	67	45	48	49		1	103%
100-30-302-00-6908	0000	HEALTH INSURANCE	44,059	26,334	30,083	26,891		(3,192)	89%
100-30-302-00-6951	0000	PERS BENEFIT EQUALIZATION FUND	12,449	4,636	7,157	5,806		(1,351)	81%
<b>TOTAL OTHER PAYROLL EXPENSE</b>			<b>100,348</b>	<b>57,038</b>	<b>64,845</b>	<b>63,767</b>		<b>(1,078)</b>	
<b>TOTAL PERSONNEL SERVICES</b>			<b>318,283</b>	<b>200,447</b>	<b>195,968</b>	<b>198,794</b>		<b>2,826</b>	
<b>MATERIALS &amp; SERVICES</b>									
100-30-302-00-7210	0000	OTHER CONTRACTED SERVICES	0	0	22,500	4,500		(18,000)	20%
100-30-302-00-7510	0000	POSTAGE	0	0	102	102		0	100%
100-30-302-00-7601	0000	PRINTING & DUPLICATING	1,680	759	1,340	1,340		0	100%
100-30-302-00-8009	0000	OFFICE SUPPLIES	151	60	150	150		0	100%
100-30-302-00-8201	0000	CONFERENCE FEES	1,945	1,997	1,800	1,800		0	100%
100-30-302-00-8205	0000	EMPLOYEE TRAVEL	5,628	7,545	5,000	5,000		0	100%
100-30-302-00-8509	0000	FOOD & REFRESHMENTS	122	220	180	180		0	100%
100-30-302-00-8516	0000	MEMBERSHIP FEES & DUES	125	195	300	300		0	100%
100-30-302-00-8523	0000	STUDENT ACTIVITIES & EVENTS	3,982	3,164	4,585	4,585		0	100%
<b>TOTAL MATERIAL &amp; SERVICES</b>			<b>13,633</b>	<b>13,940</b>	<b>35,957</b>	<b>17,957</b>		<b>(18,000)</b>	
<b>TOTAL EXPENDITURES</b>			<b>331,916</b>	<b>214,387</b>	<b>231,925</b>	<b>216,751</b>		<b>(15,174)</b>	
<b>TRANSFERS</b>									
100-30-302-00-9951	0000	INTR DEPT SVCS IT	0	0	5,999	0		0	0
<b>TOTAL TRANSFERS</b>			<b>0</b>	<b>0</b>	<b>5,999</b>	<b>0</b>		<b>0</b>	
<b>TOTAL EXPENDITURES</b>			<b>331,916</b>	<b>214,387</b>	<b>237,924</b>	<b>216,751</b>			

COLUMBIA GORGE COMMUNITY COLLEGE

Account Number	Prj	Description	Actual 2014-15	Actual 2015-16	Adjusted 2016-17	Proposed 2017-18	% of T Bgt	\$Chg Incr(Decr)	% of Prior Bgt
		TOTAL ADVISING	331,916	214,387	237,924	216,751	2.3%		

COLUMBIA GORGE COMMUNITY COLLEGE

Account Number	Prj	Description	Actual 2014-15	Actual 2015-16	Adjusted 2016-17	Proposed 2017-18	% of T Bgt	\$Chg Incr(Decr)	% of Prior Bgt
<b>FINANCIAL AID ADMINISTRATION</b>									
<b>PERSONNEL SERVICES</b>									
<b>SALARY EXPENSE</b>									
100-30-303-00-6105	0000	DIRECTOR SALARIES	68,906	82,844	68,182	52,567		(15,615)	77%
100-30-303-00-6107	0000	FT PROFESSIONAL SUPPORT SALARIES	0	0	32,323	39,995		7,672	124%
100-30-303-00-6301	0000	FULL TIME CLASSIFIED WAGES	46,252	9,675	0	27,310		27,310	na
100-30-303-00-6801	0000	EMPLOYEE TAXABLE ALLOWANCE	129	468	990	0		(990)	na
<b>TOTAL SALARY EXPENSE</b>			<b>115,287</b>	<b>92,987</b>	<b>101,495</b>	<b>119,872</b>		<b>18,377</b>	
<b>OTHER PAYROLL EXPENSE</b>									
100-30-303-00-6901	0000	SOCIAL SECURITY	8,472	7,302	7,689	9,000		1,311	117%
100-30-303-00-6902	0000	WORKERS' COMPENSATION INS	556	506	757	1,000		243	132%
100-30-303-00-6903	0000	STATE WORKERS BENEFIT FUND	68	54	77	150		73	195%
100-30-303-00-6904	0000	UNEMPLOYMENT INSURANCE	1,704	1,230	1,709	1,500		(209)	88%
100-30-303-00-6905	0000	PERS	11,347	6,982	8,422	11,500		3,078	137%
100-30-303-00-6906	0000	DISABILITY INSURANCE	237	166	206	200		(6)	97%
100-30-303-00-6907	0000	LIFE INSURANCE	38	25	36	72		36	200%
100-30-303-00-6908	0000	HEALTH INSURANCE	31,113	12,719	23,107	25,000		1,893	108%
100-30-303-00-6951	0000	PERS EQUALIZATION FUND	6,435	3,764	5,528	6,000		472	109%
<b>TOTAL OTHER PAYROLL EXPENSE</b>			<b>59,970</b>	<b>32,748</b>	<b>47,531</b>	<b>54,422</b>		<b>6,891</b>	
<b>TOTAL PERSONNEL SERVICES</b>			<b>175,257</b>	<b>125,735</b>	<b>149,026</b>	<b>174,294</b>		<b>25,268</b>	
<b>MATERIALS &amp; SERVICES</b>									
100-30-303-00-7210	0000	OTHER CONTRACTED SERVICES	48	4,844	11,050	7,200		(3,850)	65%
100-30-303-00-7510	0000	POSTAGE	0	145	767	750		(17)	98%
100-30-303-00-7521	0000	SHIPPING & FREIGHT	44	26	27	27		0	100%
100-30-303-00-7601	0000	PRINTING & DUPLICATING	335	300	450	450		0	100%
100-30-303-00-8009	0000	OFFICE SUPPLIES	221	38	150	150		0	100%
100-30-303-00-8201	0000	CONFERENCE FEES	704	250	590	600		10	102%
100-30-303-00-8205	0000	EMPLOYEE TRAVEL	4,463	3,791	3,821	7,975		4,154	209%
100-30-303-00-8509	0000	FOOD & REFRESHMENTS	0	93	29	100		71	345%
100-30-303-00-8516	0000	MEMBERSHIP FEES & DUES	979	837	750	979		229	131%
100-30-303-00-8802	0000	INFO TECH EQUIPMENT < \$5000	0	48	0	48		48	na
<b>TOTAL MATERIAL &amp; SERVICES</b>			<b>6,794</b>	<b>10,370</b>	<b>17,634</b>	<b>18,279</b>		<b>645</b>	
<b>TOTAL EXPENDITURES</b>			<b>182,051</b>	<b>136,105</b>	<b>166,660</b>	<b>192,573</b>		<b>25,913</b>	
<b>TRANSFERS</b>									
100-30-303-00-9951	0000	INTR DEPT SVCS IT	0	0	2,035	0		0	0
<b>TOTAL TRANSFERS</b>			<b>0</b>	<b>0</b>	<b>2,035</b>	<b>0</b>		<b>0</b>	
<b>TOTAL EXPENDITURES</b>			<b>182,051</b>	<b>136,105</b>	<b>168,695</b>	<b>192,573</b>			



COLUMBIA GORGE COMMUNITY COLLEGE

Account Number	Prj	Description	Actual 2014-15	Actual 2015-16	Adjusted 2016-17	Proposed 2017-18	% of T Bgt	\$Chg Incr(Decr)	% of Prior Bgt
		TOTAL FINANCIAL AID ADMINISTRATION	182,051	136,105	168,695	192,573	2.0%		

COLUMBIA GORGE COMMUNITY COLLEGE

Account Number	Prj	Description	Actual 2014-15	Actual 2015-16	Adjusted 2016-17	Proposed 2017-18	% of T Bgt	\$Chg Incr(Decr)	% of Prior Bgt
<b>CAREER SERVICES</b>									
<b>PERSONNEL SERVICES</b>									
<b>SALARY EXPENSE</b>									
100-30-304-00-6107	0000	FT PROFESSIONAL SUPPORT SALARIES	22,684	0	0	0	0	0	na
100-30-304-00-6421	0000	PART TIME INSTRUCTOR WAGES	9,946	0	0	0	0	0	na
		<b>TOTAL SALARY EXPENSE</b>	<b>32,630</b>	<b>0</b>	<b>0</b>	<b>0</b>	<b>0</b>	<b>0</b>	<b>0</b>
<b>OTHER PAYROLL EXPENSE</b>									
100-30-304-00-6901	0000	SOCIAL SECURITY	2,967	0	0	0	0	0	na
100-30-304-00-6902	0000	WORKERS' COMPENSATION INS	203	0	0	0	0	0	na
100-30-304-00-6903	0000	STATE WORKERS BENEFIT FUND	29	0	0	0	0	0	na
100-30-304-00-6904	0000	UNEMPLOYMENT INSURANCE	571	0	0	0	0	0	na
100-30-304-00-6905	0000	PERS	2,845	0	0	0	0	0	na
100-30-304-00-6906	0000	DISABILITY INSURANCE	75	0	0	0	0	0	na
100-30-304-00-6907	0000	LIFE INSURANCE	14	0	0	0	0	0	na
100-30-304-00-6908	0000	HEALTH INSURANCE	12,975	0	0	0	0	0	na
100-30-304-00-6951	0000	PERS BENEFIT EQUALIZATION FUND	1,801	0	0	0	0	0	na
		<b>TOTAL OTHER PAYROLL EXPENSE</b>	<b>21,480</b>	<b>0</b>	<b>0</b>	<b>0</b>	<b>0</b>	<b>0</b>	<b>0</b>
		<b>TOTAL PERSONNEL SERVICES</b>	<b>54,110</b>	<b>0</b>	<b>0</b>	<b>0</b>	<b>0</b>	<b>0</b>	<b>0</b>
<b>MATERIALS &amp; SERVICES</b>									
100-30-304-00-7115	0000	STUDENT SERVICES ADVERTISING	3,078	0	0	0	0	0	100%
100-30-304-00-7213	0000	SOFTWARE & LICENSES	811	795	800	800	0	0	na
100-30-304-00-7510	0000	POSTAGE	0	0	0	0	0	0	na
100-30-304-00-7601	0000	PRINTING & DUPLICATING	0	0	0	0	0	0	na
100-30-304-00-7901	0000	SUBSCRIPTIONS	0	0	0	0	0	0	na
100-30-304-00-8009	0000	OFFICE SUPPLIES	0	0	0	0	0	0	na
100-30-304-00-8011	0000	REFERENCE MATERIALS	0	0	0	0	0	0	na
100-30-304-00-8201	0000	CONFERENCE FEES	599	0	0	0	0	0	na
100-30-304-00-8205	0000	EMPLOYEE TRAVEL	665	0	0	0	0	0	na
100-30-304-00-8509	0000	FOOD & REFRESHMENTS	0	0	0	0	0	0	na
100-30-304-00-8515	0000	MEETING & CONFERENCE EXPENSE	0	0	0	0	0	0	na
100-30-304-00-8516	0000	MEMBERSHIP FEES & DUES	0	0	0	0	0	0	na
		<b>TOTAL MATERIAL &amp; SERVICES</b>	<b>5,153</b>	<b>795</b>	<b>800</b>	<b>800</b>	<b>0</b>	<b>0</b>	<b>0</b>
		<b>TOTAL EXPENDITURES</b>	<b>59,263</b>	<b>795</b>	<b>800</b>	<b>800</b>	<b>0</b>	<b>0</b>	<b>0</b>
		<b>TOTAL CAREER SERVICES</b>	<b>59,263</b>	<b>795</b>	<b>800</b>	<b>800</b>	<b>0</b>	<b>0</b>	<b>0</b>

COLUMBIA GORGE COMMUNITY COLLEGE

Account Number	Prj	Description	Actual 2014-15	Actual 2015-16	Adjusted 2016-17	Proposed 2017-18	% of T Bgt	\$Chg Incr(Decr)	% of Prior Bgt
<b>STUDENT RECOGNITION</b>									
<b>MATERIALS &amp; SERVICES</b>									
100-30-305-00-7510	0000	POSTAGE	0	0	210	275		65	131%
100-30-305-00-7521	0000	SHIPPING & FREIGHT	0	0	0	0		0	na
100-30-305-00-7601	0000	PRINTING & DUPLICATING	777	0	0	0		0	na
100-30-305-00-8009	0000	OFFICE SUPPLIES	559	31	80	1,980		1,900	2475%
100-30-305-00-8205	0000	EMPLOYEE TRAVEL	0	0	0	0		0	na
100-30-305-00-8503	0000	GRADUATION EXPENDITURES	4,621	6,689	5,695	5,695		0	100%
100-30-305-00-8509	0000	FOOD & REFRESHMENTS	300	138	250	250		0	100%
100-30-305-00-8523	0000	STUDENT ACTIVITIES & EVENTS	0	0	0	0		0	na
<b>TOTAL MATERIAL &amp; SERVICES</b>			<b>6,257</b>	<b>6,857</b>	<b>6,235</b>	<b>8,200</b>		<b>1,965</b>	
<b>TOTAL EXPENDITURES</b>			<b>6,257</b>	<b>6,857</b>	<b>6,235</b>	<b>8,200</b>		<b>1,965</b>	
<b>TOTAL STUDENT RECOGNITION</b>			<b>6,257</b>	<b>6,857</b>	<b>6,235</b>	<b>8,200</b>	<b>0.1%</b>		

COLUMBIA GORGE COMMUNITY COLLEGE

Account Number	Prj	Description	Actual 2014-15	Actual 2015-16	Adjusted 2016-17	Proposed 2017-18	% of T Bgt	\$Chg Incr(Decr)	% of Prior Bgt
<b>ADA SERVICES</b>									
<b>PERSONNEL SERVICES</b>									
<b>SALARY EXPENSE</b>									
100-30-306-00-6108	0000	PT PROFESSIONAL SUPPORT SALARIES	0	17,165	39,995	50,665	10,670	10,670	127%
<b>TOTAL SALARY EXPENSE</b>			<b>0</b>	<b>17,165</b>	<b>39,995</b>	<b>50,665</b>		<b>10,670</b>	
<b>OTHER PAYROLL EXPENSE</b>									
100-30-306-00-6901	0000	SOCIAL SECURITY	0	1,167	3,060	3,876	816	816	127%
100-30-306-00-6902	0000	WORKERS' COMPENSATION INS	0	91	301	269	(32)	(32)	89%
100-30-306-00-6903	0000	STATE WORKERS BENEFIT FUND	0	11	21	29	8	8	139%
100-30-306-00-6904	0000	UNEMPLOYMENT INSURANCE	0	259	680	691	11	11	102%
100-30-306-00-6905	0000	PERS	0	1,438	3,352	5,137	1,785	1,785	153%
100-30-306-00-6906	0000	DISABILITY INSURANCE	0	0	94	119	25	25	127%
100-30-306-00-6907	0000	LIFE INSURANCE	0	0	16	16	0	0	103%
100-30-306-00-6908	0000	HEALTH INSURANCE	0	1,916	3,103	6,454	3,351	3,351	208%
100-30-306-00-6951	0000	PERS BENEFIT EQUALIZATION FUND	0	738	2,200	2,179	(21)	(21)	99%
<b>TOTAL OTHER PAYROLL EXPENSE</b>			<b>0</b>	<b>5,620</b>	<b>12,827</b>	<b>18,770</b>		<b>5,943</b>	
<b>TOTAL PERSONNEL SERVICES</b>			<b>0</b>	<b>22,785</b>	<b>52,822</b>	<b>69,435</b>		<b>16,613</b>	
<b>MATERIALS &amp; SERVICES</b>									
100-30-306-00-7210	0000	OTHER CONTRACTED SERVICES	0	0	0	5,500	5,500	5,500	na
100-30-306-00-8201	0000	CONFERENCE FEES	0	300	400	800	400	400	200%
100-30-306-00-8205	0000	EMPLOYEE TRAVEL	0	564	800	1,500	700	700	188%
100-30-306-00-8501	0000	ADA COMPLIANCE M&S	14,537	20,550	18,000	18,000	0	0	100%
100-30-306-00-8516	0000	MEMBERSHIP FEES & DUES	0	40	0	0	0	0	na
<b>TOTAL MATERIAL &amp; SERVICES</b>			<b>14,537</b>	<b>21,454</b>	<b>19,200</b>	<b>25,800</b>		<b>6,600</b>	
<b>TOTAL EXPENDITURES</b>			<b>14,537</b>	<b>44,239</b>	<b>72,022</b>	<b>95,235</b>		<b>23,213</b>	
<b>TRANSFERS</b>									
100-30-306-00-9951	0000	INTR DEPT SVCS IT	0	0	718	0	0	0	0
<b>TOTAL TRANSFERS</b>			<b>0</b>	<b>0</b>	<b>718</b>	<b>0</b>		<b>0</b>	
<b>TOTAL EXPENDITURES</b>			<b>14,537</b>	<b>44,239</b>	<b>72,740</b>	<b>95,235</b>		<b>95,235</b>	
<b>TOTAL ADA SERVICES</b>			<b>14,537</b>	<b>44,239</b>	<b>72,740</b>	<b>95,235</b>		<b>1.0%</b>	

COLUMBIA GORGE COMMUNITY COLLEGE

Account Number	Prj	Description	Actual 2014-15	Actual 2015-16	Adjusted 2016-17	Proposed 2017-18	% of T Bgt	\$Chg Incr(Decr)	% of Prior Bgt
<b>STUDENT SUCCESS FUND</b>									
<b>PERSONNEL SERVICES</b>									
<b>SALARY EXPENSE</b>									
100-30-310-00-6108	0000	PT PROFESSIONAL SUPPORT SALARIES	978	0	0	0	0	0	na
100-30-310-00-6442	0000	SPECIAL PROJECT WAGES	846	0	33	0	0	(33)	na
100-30-310-00-6701	0000	STUDENT WAGES	0	0	0	0	0	0	na
		<b>TOTAL SALARY EXPENSE</b>	<b>1,824</b>	<b>0</b>	<b>33</b>	<b>0</b>	<b>0</b>	<b>(33)</b>	<b>(33)</b>
<b>OTHER PAYROLL EXPENSE</b>									
100-30-310-00-6901	0000	SOCIAL SECURITY	117	0	3	0	0	(3)	na
100-30-310-00-6902	0000	WORKERS' COMPENSATION INS	7	0	0	0	0	0	na
100-30-310-00-6903	0000	STATE WORKERS BENEFIT FUND	1	0	0	0	0	0	na
100-30-310-00-6904	0000	UNEMPLOYMENT INSURANCE	28	0	1	0	0	(1)	na
100-30-310-00-6905	0000	PERS	122	0	3	0	0	(3)	na
100-30-310-00-6906	0000	DISABILITY INSURANCE	0	0	0	0	0	0	na
100-30-310-00-6907	0000	LIFE INSURANCE	1	0	0	0	0	0	na
100-30-310-00-6908	0000	HEALTH INSURANCE	14	0	0	0	0	0	na
100-30-310-00-6908	0000	PERS EQUALIZATION FUND	75	0	1	0	0	(1)	na
		<b>TOTAL OTHER PAYROLL EXPENSE</b>	<b>365</b>	<b>0</b>	<b>8</b>	<b>0</b>	<b>0</b>	<b>(8)</b>	<b>(8)</b>
		<b>TOTAL PERSONNEL SERVICES</b>	<b>2,189</b>	<b>0</b>	<b>41</b>	<b>0</b>	<b>0</b>	<b>(41)</b>	<b>(41)</b>
<b>MATERIALS &amp; SERVICES</b>									
100-30-310-00-7210	0000	OTHER CONTRACTED SERVICES	49,282	2,700	0	0	0	0	na
100-30-310-00-7601	0000	PRINTING & DUPLICATING	0	0	0	1,000	0	1,000	na
100-30-310-00-8201	0000	CONFERENCE FEES	345	1,331	300	600	300	300	200%
100-30-310-00-8204	0000	NON-EMPLOYEE TRAVEL	0	1,562	0	400	400	400	na
100-30-310-00-8205	0000	EMPLOYEE TRAVEL	2,503	1,120	409	0	0	(409)	na
100-30-310-00-8509	0000	FOOD & REFRESHMENTS	71	0	45	0	0	(45)	na
100-30-310-00-8516	0000	MEMBERSHIP FEES & DUES	0	0	3,000	0	0	(3,000)	na
100-30-310-00-8523	0000	STUDENT ACTIVITIES & EVENTS	0	645	12,246	6,000	6,000	(6,246)	49%
		<b>TOTAL MATERIAL &amp; SERVICES</b>	<b>52,201</b>	<b>7,358</b>	<b>16,000</b>	<b>8,000</b>	<b>8,000</b>	<b>(8,000)</b>	<b>(8,000)</b>
		<b>TOTAL EXPENDITURES</b>	<b>54,390</b>	<b>7,358</b>	<b>16,041</b>	<b>8,000</b>	<b>8,000</b>	<b>(8,041)</b>	<b>(8,041)</b>
		<b>TOTAL STUDENT SUCCESS FUND</b>	<b>54,390</b>	<b>7,358</b>	<b>16,041</b>	<b>8,000</b>	<b>0.1%</b>		

COLUMBIA GORGE COMMUNITY COLLEGE

Account Number	Prj	Description	Actual 2014-15	Actual 2015-16	Adjusted 2016-17	Proposed 2017-18	% of T Bgt	\$Chg Incr(Decr)	% of Prior Bgt
<b>EXTERNAL AFFAIRS</b>									
<b>PERSONNEL SERVICES</b>									
<b>SALARY EXPENSE</b>									
100-30-315-00-6105	0000	DIRECTOR SALARIES	0	0	0	26,283		26,283	na
100-30-315-00-6107	0000	FT PROFESSIONAL SUPPORT SALARIES	0	0	0	71,101		71,101	na
100-30-315-00-6801	0000	EMPLOYEE TAXABLE ALLOWANCE	0	0	0	495		495	na
<b>TOTAL SALARY EXPENSE</b>			<b>0</b>	<b>0</b>	<b>0</b>	<b>97,879</b>		<b>97,879</b>	
<b>OTHER PAYROLL EXPENSE</b>									
100-30-315-00-6901	0000	SOCIAL SECURITY	0	0	0	7,383		7,383	na
100-30-315-00-6902	0000	WORKERS' COMPENSATION INS	0	0	0	516		516	na
100-30-315-00-6903	0000	STATE WORKERS BENEFIT FUND	0	0	0	73		73	na
100-30-315-00-6904	0000	UNEMPLOYMENT INSURANCE	0	0	0	1,625		1,625	na
100-30-315-00-6905	0000	PERS	0	0	0	9,925		9,925	na
100-30-315-00-6906	0000	DISABILITY INSURANCE	0	0	0	230		230	na
100-30-315-00-6907	0000	LIFE INSURANCE	0	0	0	41		41	na
100-30-315-00-6908	0000	HEALTH INSURANCE	0	0	0	26,594		26,594	na
100-30-315-00-6951	0000	PERS BENEFIT EQUALIZATION FUND	0	0	0	4,209		4,209	na
<b>TOTAL OTHER PAYROLL EXPENSE</b>			<b>0</b>	<b>0</b>	<b>0</b>	<b>50,596</b>		<b>50,596</b>	
<b>TOTAL PERSONNEL SERVICES</b>			<b>0</b>	<b>0</b>	<b>0</b>	<b>148,475</b>		<b>148,475</b>	
<b>MATERIALS &amp; SERVICES</b>									
100-30-315-00-7210	0000	OTHER CONTRACTED SERVICES	0	0	0	3,000		3,000	na
100-30-315-00-7213	0000	SOFTWARE & LICENSES	0	0	0	3,600		3,600	na
100-30-315-00-7510	0000	POSTAGE	0	0	0	2,000		2,000	na
100-30-315-00-7601	0000	PRINTING & DUPLICATING	0	0	0	1,000		1,000	na
100-30-315-00-8009	0000	OFFICE SUPPLIES	0	0	0	3,000		3,000	na
100-30-315-00-8201	0000	CONFERENCE FEES	0	0	0	2,000		2,000	na
100-30-315-00-8204	0000	NON-EMPLOYEE TRAVEL	0	0	0	2,000		2,000	na
100-30-315-00-8205	0000	EMPLOYEE TRAVEL	0	0	0	8,000		8,000	na
100-30-315-00-8509	0000	FOOD & REFRESHMENTS	0	0	0	2,000		2,000	na
100-30-315-00-8512	0000	GIFTS EXPENSE	0	0	0	500		500	na
100-30-315-00-8523	0000	STUDENT ACTIVITIES & EVENTS	0	0	0	2,000		2,000	na
<b>TOTAL MATERIAL &amp; SERVICES</b>			<b>0</b>	<b>0</b>	<b>0</b>	<b>29,100</b>		<b>26,100</b>	
<b>TOTAL EXPENDITURES</b>			<b>0</b>	<b>0</b>	<b>0</b>	<b>177,575</b>		<b>174,575</b>	
<b>TRANSFERS</b>									
100-30-315-00-9951	0000	INTR DEPT SVCS IT	0	0	0	0		0	0
<b>TOTAL TRANSFERS</b>			<b>0</b>	<b>0</b>	<b>0</b>	<b>0</b>		<b>0</b>	
<b>TOTAL EXPENDITURES</b>			<b>0</b>	<b>0</b>	<b>0</b>	<b>177,575</b>		<b>177,575</b>	

COLUMBIA GORGE COMMUNITY COLLEGE

Account Number	Prj	Description	Actual 2014-15	Actual 2015-16	Adjusted 2016-17	Proposed 2017-18	% of T Bgt	\$Chg Incr(Decr)	% of Prior Bgt
TOTAL EXTERNAL AFFAIRS									
			0	0	0	177,575	1.9%		

COLUMBIA GORGE COMMUNITY COLLEGE

Account Number	Prj	Description	Actual 2014-15	Actual 2015-16	Adjusted 2016-17	Proposed 2017-18	% of T Bgt	\$Chg Incr(Decr)	% of Prior Bgt
<b>STUDENT SERVICES</b>									
<b>PERSONNEL SERVICES</b>									
<b>SALARY EXPENSE</b>									
100-30-316-00-6102	0000	CHIEF SALARIES	0	0	0	85,591		85,591	na
100-30-316-00-6801	0000	EMPLOYEE TAXABLE ALLOWANCE	0	0	0	990		990	na
		<b>TOTAL SALARY EXPENSE</b>	<b>0</b>	<b>0</b>	<b>0</b>	<b>86,581</b>		<b>86,581</b>	
<b>OTHER PAYROLL EXPENSE</b>									
100-30-316-00-6901	0000	SOCIAL SECURITY	0	0	0	6,268		6,268	na
100-30-316-00-6902	0000	WORKERS' COMPENSATION INS	0	0	0	454		454	na
100-30-316-00-6903	0000	STATE WORKERS BENEFIT FUND	0	0	0	29		29	na
100-30-316-00-6904	0000	UNEMPLOYMENT INSURANCE	0	0	0	691		691	na
100-30-316-00-6905	0000	PERS	0	0	0	8,779		8,779	na
100-30-316-00-6906	0000	DISABILITY INSURANCE	0	0	0	201		201	na
100-30-316-00-6907	0000	LIFE INSURANCE	0	0	0	16		16	na
100-30-316-00-6908	0000	HEALTH INSURANCE	0	0	0	22,723		22,723	na
100-30-316-00-6951	0000	PERS BENEFIT EQUALIZATION FUND	0	0	0	3,723		3,723	na
		<b>TOTAL OTHER PAYROLL EXPENSE</b>	<b>0</b>	<b>0</b>	<b>0</b>	<b>42,885</b>		<b>42,885</b>	
		<b>TOTAL PERSONNEL SERVICES</b>	<b>0</b>	<b>0</b>	<b>0</b>	<b>129,466</b>		<b>129,466</b>	
<b>MATERIALS &amp; SERVICES</b>									
100-30-316-00-7601	0000	PRINTING & DUPLICATING	0	0	0	250		250	na
100-30-316-00-8201	0000	CONFERENCE FEES	0	0	0	1,500		1,500	na
100-30-316-00-8205	0000	EMPLOYEE TRAVEL	0	0	0	3,500		3,500	na
100-30-316-00-8509	0000	FOOD & REFRESHMENTS	0	0	0	250		250	na
100-30-316-00-8512	0000	GIFTS EXPENSE	0	0	0	100		100	na
100-30-316-00-8516	0000	MEMBERSHIP FEES & DUES	0	0	0	5,000		5,000	na
		<b>TOTAL MATERIAL &amp; SERVICES</b>	<b>0</b>	<b>0</b>	<b>0</b>	<b>10,600</b>		<b>10,600</b>	
		<b>TOTAL EXPENDITURES</b>	<b>0</b>	<b>0</b>	<b>0</b>	<b>140,066</b>		<b>140,066</b>	
<b>TRANSFERS</b>									
100-30-301-00-9951	0000	INTR DEPT SVCS IT	0	0	0	0		0	0
		<b>TOTAL TRANSFERS</b>	<b>0</b>	<b>0</b>	<b>0</b>	<b>0</b>		<b>0</b>	
		<b>TOTAL EXPENDITURES</b>	<b>0</b>	<b>0</b>	<b>0</b>	<b>140,066</b>		<b>140,066</b>	
		<b>TOTAL STUDENT SERVICES</b>	<b>0</b>	<b>0</b>	<b>0</b>	<b>140,066</b>	<b>1.5%</b>		



COLUMBIA GORGE COMMUNITY COLLEGE

Account Number	Prj	Description	Actual 2014-15	Actual 2015-16	Adjusted 2016-17	Proposed 2017-18	% of T Bgt	\$Chg Incr(Decr)	% of Prior Bgt
<b>GED TESTING</b>									
<b>MATERIALS &amp; SERVICES</b>									
100-30-321-00-7510	0000	POSTAGE	0	0	0	0	0	0	na
100-30-321-00-7521	0000	SHIPPING & FREIGHT	0	0	0	0	0	0	na
100-30-321-00-7601	0000	PRINTING & DUPLICATING	0	0	0	0	0	0	na
100-30-321-00-8012	0000	TESTING SUPPLIES	152	0	0	0	0	0	na
100-30-321-00-8205	0000	EMPLOYEE TRAVEL	0	0	0	0	0	0	na
100-30-321-00-8517	0000	MISC FEES & DUES	0	0	0	0	0	0	na
100-30-321-00-8804	0000	OFFICE EQUIPMENT <\$5000	0	0	0	0	0	0	na
<b>TOTAL MATERIAL &amp; SERVICES</b>			<b>152</b>	<b>0</b>	<b>0</b>	<b>0</b>	<b>0</b>	<b>0</b>	<b>0</b>
<b>TOTAL EXPENDITURES</b>			<b>152</b>	<b>0</b>	<b>0</b>	<b>0</b>	<b>0</b>	<b>0</b>	<b>0</b>

COLUMBIA GORGE COMMUNITY COLLEGE

Account Number	Prj	Description	Actual 2014-15	Actual 2015-16	Adjusted 2016-17	Proposed 2017-18	% of T Bgt	\$Chg Incr(Decr)	% of Prior Bgt
<b>STUDENT GOVERNMENT</b>									
<b>PERSONNEL SERVICES</b>									
<b>SALARY EXPENSE</b>									
100-30-331-00-6701	0000	STUDENT WAGES	5,514	4,590	4,836	0		(4,836)	na
<b>TOTAL SALARY EXPENSE</b>			<b>5,514</b>	<b>8,554</b>	<b>28,392</b>	<b>0</b>		<b>(4,836)</b>	
<b>OTHER PAYROLL EXPENSE</b>									
100-30-331-00-6951	0000	PERS BENEFIT EQUALIZATION FUND	0	196	1,296	0		(1,296)	na
<b>TOTAL OTHER PAYROLL EXPENSE</b>			<b>247</b>	<b>1,001</b>	<b>6,571</b>	<b>0</b>		<b>(6,571)</b>	
<b>TOTAL PERSONNEL SERVICES</b>			<b>5,761</b>	<b>9,554</b>	<b>34,963</b>	<b>0</b>		<b>(11,407)</b>	
<b>MATERIALS &amp; SERVICES</b>									
100-30-331-00-7601	0000	PRINTING & DUPLICATING	0	0	1	0		(1)	na
100-30-331-00-8009	0000	OFFICE SUPPLIES	152	(10)	200	200		0	100%
100-30-331-00-8201	0000	CONFERENCE FEES	307	0	0	0		0	na
100-30-331-00-8205	0000	EMPLOYEE TRAVEL	460	361	400	600		200	150%
100-30-331-00-8206	0000	STUDENT TRAVEL	1,377	309	1,075	800		(275)	74%
100-30-331-00-8516	0000	MEMBERSHIP FEES & DUES	0	0	0	150		150	na
100-30-331-00-8523	0000	STUDENT ACTIVITIES & EVENTS	2,472	2,459	5,000	7,500		2,500	150%
<b>TOTAL MATERIAL &amp; SERVICES</b>			<b>4,768</b>	<b>3,118</b>	<b>6,676</b>	<b>9,250</b>		<b>2,574</b>	
<b>TOTAL EXPENDITURES</b>			<b>10,529</b>	<b>12,672</b>	<b>41,639</b>	<b>9,250</b>		<b>(8,833)</b>	
<b>TRANSFERS</b>									
100-30-331-00-9951	0000	INTR DEPT SVCS IT	0	0	1,402	0			
<b>TOTAL TRANSFERS</b>			<b>0</b>	<b>0</b>	<b>1,402</b>	<b>0</b>			
<b>TOTAL STUDENT GOVERNMENT</b>			<b>10,529</b>	<b>12,672</b>	<b>43,041</b>	<b>9,250</b>		<b>0.1%</b>	

COLUMBIA GORGE COMMUNITY COLLEGE

Account Number	Prj	Description	Actual 2014-15	Actual 2015-16	Adjusted 2016-17	Proposed 2017-18	% of T Bgt	\$Chg Incr(Decr)	% of Prior Bgt
<b>PHI THETA KAPPA</b>									
<b>PERSONNEL SERVICES</b>									
<b>SALARY EXPENSE</b>									
100-30-332-00-6701	0000	STUDENT WAGES	1,511	0	0	0	0	0	na
<b>TOTAL SALARY EXPENSE</b>			<b>1,511</b>	<b>0</b>	<b>0</b>	<b>0</b>	<b>0</b>	<b>0</b>	<b>0</b>
<b>OTHER PAYROLL EXPENSE</b>									
100-30-332-00-6901	0000	SOCIAL SECURITY	61	0	0	0	0	0	na
100-30-332-00-6902	0000	WORKERS' COMPENSATION INS	8	0	0	0	0	0	na
100-30-332-00-6903	0000	STATE WORKERS BENEFIT FUND	1	0	0	0	0	0	na
100-30-332-00-6904	0000	UNEMPLOYMENT INSURANCE	14	0	0	0	0	0	na
<b>TOTAL OTHER PAYROLL EXPENSE</b>			<b>84</b>	<b>0</b>	<b>0</b>	<b>0</b>	<b>0</b>	<b>0</b>	<b>0</b>
<b>TOTAL PERSONNEL SERVICES</b>			<b>1,595</b>	<b>0</b>	<b>0</b>	<b>0</b>	<b>0</b>	<b>0</b>	<b>0</b>
<b>MATERIALS &amp; SERVICES</b>									
100-30-332-00-7510	0000	POSTAGE	0	0	199	8	8	(191)	4%
100-30-332-00-7601	0000	PRINTING & DUPLICATING	0	0	8	200	200	192	2500%
100-30-332-00-8009	0000	OFFICE SUPPLIES	144	210	200	200	200	0	100%
100-30-332-00-8201	0000	CONFERENCE FEES	1,224	1,482	1,500	1,500	1,500	0	100%
100-30-332-00-8205	0000	EMPLOYEE TRAVEL	547	592	600	600	600	0	100%
100-30-332-00-8206	0000	STUDENT TRAVEL	2,192	4,761	1,760	1,760	1,760	0	100%
100-30-332-00-8523	0000	STUDENT ACTIVITIES & EVENTS	619	1,075	1,100	1,100	1,100	0	100%
<b>TOTAL MATERIAL &amp; SERVICES</b>			<b>4,726</b>	<b>8,119</b>	<b>5,367</b>	<b>5,368</b>	<b>5,368</b>	<b>1</b>	<b>1</b>
<b>TOTAL EXPENDITURES</b>			<b>6,321</b>	<b>8,119</b>	<b>5,367</b>	<b>5,368</b>			
<b>TRANSFERS</b>									
100-30-332-00-9951	0000	INTR DEPT SVCS IT	0	0	601	0	0	0	0
<b>TOTAL TRANSFERS</b>			<b>0</b>	<b>0</b>	<b>601</b>	<b>0</b>	<b>0</b>	<b>0</b>	<b>0</b>
<b>TOTAL EXPENDITURES</b>			<b>6,321</b>	<b>8,119</b>	<b>5,968</b>	<b>5,368</b>			
<b>TOTAL PHI THETA KAPPA</b>			<b>6,321</b>	<b>8,119</b>	<b>5,968</b>	<b>5,368</b>	<b>0.1%</b>	<b>5,368</b>	<b>0.1%</b>

COLUMBIA GORGE COMMUNITY COLLEGE

Account Number	Prj	Description	Actual 2014-15	Actual 2015-16	Adjusted 2016-17	Proposed 2017-18	% of T Bgt	\$Chg Incr(Decr)	% of Prior Bgt
<b>GOVERNING BOARD</b>									
<b>MATERIALS &amp; SERVICES</b>									
100-50-501-00-7111	0000	LEGAL NOTICE ADVERTISING	2,970	1,379	2,000	2,000		0	100%
100-50-501-00-7210	0000	OTHER CONTRACTED SERVICES	0	1,850	500	1,000		500	200%
100-50-501-00-7510	0000	POSTAGE	0	25	214	214		0	100%
100-50-501-00-8009	0000	OFFICE SUPPLIES	14	487	300	300		0	100%
100-50-501-00-8201	0000	CONFERENCE FEES	5,127	3,286	5,905	3,000		(2,905)	51%
100-50-501-00-8203	0000	BOARD TRAVEL	8,557	9,152	11,655	6,000		(5,655)	51%
100-50-501-00-8204	0000	NON-EMPLOYEE TRAVEL	0	432	0	0		0	na
100-50-501-00-8205	0000	EMPLOYEE TRAVEL	0	27	0	0		0	na
100-50-501-00-8509	0000	FOOD & REFRESHMENTS	2,536	1,738	3,275	2,500		(775)	76%
100-50-501-00-8512	0000	GIFTS EXPENSE	69	0	0	0		0	na
100-50-501-00-8515	0000	MEETING & CONFERENCE EXPENSE	148	1,232	400	400		0	100%
100-50-501-00-8516	0000	MEMBERSHIP FEES & DUES	3,892	3,609	4,050	3,300		(750)	81%
<b>TOTAL MATERIAL &amp; SERVICES</b>			<b>23,313</b>	<b>23,218</b>	<b>28,299</b>	<b>18,714</b>		<b>(9,585)</b>	
<b>TOTAL EXPENDITURES</b>			<b>23,313</b>	<b>23,218</b>	<b>28,299</b>	<b>18,714</b>		<b>(9,585)</b>	
<b>TOTAL GOVERNING BOARD</b>			<b>23,313</b>	<b>23,218</b>	<b>28,299</b>	<b>18,714</b>	<b>0.2%</b>		

COLUMBIA GORGE COMMUNITY COLLEGE

Account Number	Prj	Description	Actual 2014-15	Actual 2015-16	Adjusted 2016-17	Proposed 2017-18	% of T Bgt	\$Chg Incr(Decr)	% of Prior Bgt
<b>PRESIDENT'S OFFICE</b>									
<b>PERSONNEL SERVICES</b>									
<b>SALARY EXPENSE</b>									
100-50-502-00-6101	0000	PRESIDENT SALARY	178,850	178,850	178,850	178,850	0	0	100%
100-50-502-00-6105	0000	DIRECTOR SALARIES	20,127	0	0	0	0	0	na
100-50-502-00-6107	0000	FT PROFESSIONAL SUPPORT SALARIES	25,065	0	0	0	0	0	na
100-50-502-00-6201	0000	FULL TIME CONFIDENTIAL WAGES	30,750	31,673	32,623	32,623	950	950	103%
100-50-502-00-6301	0000	FULL TIME CLASSIFIED WAGES	30,948	16,442	16,442	0	(16,442)	(16,442)	na
100-50-502-00-6801	0000	EMPLOYEE TAXABLE ALLOWANCE	8,224	7,697	8,220	7,980	(240)	(240)	97%
100-50-502-00-6802	0000	EMPLOYER PAID 403B	8,100	8,100	8,100	8,100	0	0	100%
<b>TOTAL SALARY EXPENSE</b>			<b>294,376</b>	<b>241,903</b>	<b>243,285</b>	<b>227,553</b>		<b>(15,732)</b>	
<b>OTHER PAYROLL EXPENSE</b>									
100-50-502-00-6901	0000	SOCIAL SECURITY	17,419	13,692	17,363	12,512	(4,851)	(4,851)	72%
100-50-502-00-6902	0000	WORKERS' COMPENSATION INS	1,463	1,281	1,711	1,121	(590)	(590)	66%
100-50-502-00-6903	0000	STATE WORKERS BENEFIT FUND	95	72	103	58	(45)	(45)	57%
100-50-502-00-6904	0000	UNEMPLOYMENT INSURANCE	2,193	1,463	3,858	1,278	(2,580)	(2,580)	33%
100-50-502-00-6905	0000	PERS	27,737	29,461	28,946	34,481	5,535	5,535	119%
100-50-502-00-6906	0000	DISABILITY INSURANCE	498	414	514	497	(17)	(17)	97%
100-50-502-00-6907	0000	LIFE INSURANCE	53	41	24	33	9	9	137%
100-50-502-00-6908	0000	HEALTH INSURANCE	22,741	16,656	16,740	17,466	726	726	104%
100-50-502-00-6951	0000	PERS BENEFIT EQUALIZATION FUND	14,422	10,564	12,483	9,436	(3,047)	(3,047)	76%
100-50-502-00-6952	0000	RETIREE EXP PRES EMERITUS			0	0	0	0	na
100-50-502-00-6953	0000	OTHER EMPL BENEFITS-PRESIDENT	7,845	6,537	7,845	7,845	0	0	100%
<b>TOTAL OTHER PAYROLL EXPENSE</b>			<b>94,466</b>	<b>80,181</b>	<b>89,587</b>	<b>84,728</b>		<b>(4,859)</b>	
<b>TOTAL PERSONNEL SERVICES</b>			<b>388,842</b>	<b>322,085</b>	<b>332,872</b>	<b>312,281</b>		<b>(20,591)</b>	
<b>MATERIALS &amp; SERVICES</b>									
100-50-502-00-7102	0000	COLLEGE PROMOTIONAL MATERIALS	2,752	362	0	500	500	500	na
100-50-502-00-7210	0000	OTHER CONTRACTED SERVICES	335	775	0	0	0	0	na
100-50-502-00-7510	0000	POSTAGE	0	0	129	129	129	129	100%
100-50-502-00-7601	0000	PRINTING & DUPLICATING	0	0	2,500	2,500	2,500	2,500	100%
100-50-502-00-7901	0000	SUBSCRIPTIONS	126	0	110	152	42	42	138%
100-50-502-00-7902	0000	ELECTRONIC SUBSCRIPTIONS	1,347	919	1,200	1,200	0	0	100%
100-50-502-00-8009	0000	OFFICE SUPPLIES	980	983	1,500	1,500	0	0	100%
100-50-502-00-8011	0000	REFERENCE MATERIALS	315	60	0	100	100	100	na
100-50-502-00-8201	0000	CONFERENCE FEES	2,780	3,509	3,785	1,900	(1,885)	(1,885)	50%
100-50-502-00-8204	0000	NON-EMPLOYEE TRAVEL	0	44	0	0	0	0	na
100-50-502-00-8205	0000	EMPLOYEE TRAVEL	9,971	13,969	28,115	12,000	(16,115)	(16,115)	43%
100-50-502-00-8507	0000	ENTERTAINMENT COSTS	0	0	0	0	0	0	na
100-50-502-00-8508	0000	EQUIPMENT REPAIR	0	0	0	0	0	0	na

COLUMBIA GORGE COMMUNITY COLLEGE

Account Number	Prj	Description	Actual 2014-15	Actual 2015-16	Adjusted 2016-17	Proposed 2017-18	% of T Bgt	\$Chg Incr(Decr)	% of Prior Bgt
100-50-502-00-8509	0000	FOOD & REFRESHMENTS	5,343	3,261	3,977	3,577		(400)	90%
100-50-502-00-8512	0000	GIFTS EXPENSE	580	0	0	0		0	na
100-50-502-00-8515	0000	MEETING & CONFERENCE EXPENSE	850	684	320	500		180	156%
100-50-502-00-8516	0000	MEMBERSHIP FEES & DUES	28,493	31,280	33,931	33,000		(931)	97%
100-50-502-00-8802	0000	INFO TECH EQUIPMENT <\$5000	2,515	0	0	0		0	na
		<b>TOTAL MATERIAL &amp; SERVICES</b>	<b>56,387</b>	<b>55,845</b>	<b>75,567</b>	<b>57,058</b>		<b>(18,509)</b>	
		<b>TOTAL EXPENDITURES</b>	<b>445,229</b>	<b>377,930</b>	<b>408,439</b>	<b>369,339</b>		<b>(39,100)</b>	
100-50-502-00-9951	0000	INTR DEPT SVCS IT	0	0	5,415	0			
		<b>TOTAL TRANSFERS</b>	<b>0</b>	<b>0</b>	<b>5,415</b>	<b>0</b>			
		<b>TOTAL EXPENDITURES</b>	<b>445,229</b>	<b>377,930</b>	<b>413,854</b>	<b>369,339</b>			
		<b>TOTAL PRESIDENT'S OFFICE</b>	<b>445,229</b>	<b>377,930</b>	<b>413,854</b>	<b>369,339</b>	<b>3.9%</b>		

COLUMBIA GORGE COMMUNITY COLLEGE

Account Number	Prj	Description	Actual 2014-15	Actual 2015-16	Adjusted 2016-17	Proposed 2017-18	% of T Bgt	\$Chg Incr(Decr)	% of Prior Bgt
<b>PUBLIC INFORMATION &amp; COMMUNICATIONS</b>									
<b>PERSONNEL SERVICES</b>									
<b>SALARY EXPENSE</b>									
100-50-503-00-6302	0000	PART TIME CLASSIFIED WAGES	0	0	0	0		0	na
100-50-503-00-6701	0000	STUDENT WAGES	0	0	0	0		0	na
100-50-503-00-6108	0000	PT PROFESSIONAL SUPPORT SALARIES	0	0	0	0		0	na
		<b>TOTAL SALARY EXPENSE</b>	<b>0</b>	<b>0</b>	<b>0</b>	<b>0</b>		<b>0</b>	<b>na</b>
<b>OTHER PAYROLL EXPENSE</b>									
100-50-503-00-6901	0000	SOCIAL SECURITY	0	0	0	0		0	na
100-50-503-00-6902	0000	WORKERS' COMPENSATION INS	0	0	0	0		0	na
100-50-503-00-6903	0000	STATE WORKERS BENEFIT FUND	0	0	0	0		0	na
100-50-503-00-6904	0000	UNEMPLOYMENT INSURANCE	0	0	0	0		0	na
100-50-503-00-6905	0000	PERS	0	0	0	0		0	na
		<b>TOTAL OTHER PAYROLL EXPENSE</b>	<b>0</b>	<b>0</b>	<b>0</b>	<b>0</b>		<b>0</b>	<b>na</b>
		<b>TOTAL PERSONNEL SERVICES</b>	<b>0</b>	<b>0</b>	<b>0</b>	<b>0</b>		<b>0</b>	<b>na</b>
<b>MATERIALS &amp; SERVICES</b>									
100-50-503-00-7101	0000	INSTITUTIONAL ADVERTISING	36,263	36,517	45,728	55,000		9,272	120%
100-50-503-00-7102	0000	COLLEGE PROMOTIONAL MATERIALS	500	2,374	2,940	5,000		2,060	170%
100-50-503-00-7210	0000	OTHER CONTRACTED SERVICES	0	0	1,500	0		(1,500)	na
100-50-503-00-7510	0000	POSTAGE	6,605	8,387	4,242	4,500		258	106%
100-50-503-00-7601	0000	PRINTING & DUPLICATING	226	1,269	2,265	5,500		3,235	243%
100-50-503-00-7611	0000	CATALOG PRINTING	5,560	4,438	6,407	6,407		0	100%
100-50-503-00-7613	0000	COURSE SCHEDULE PRINTING	17,645	20,684	13,198	18,000		4,802	136%
100-50-503-00-7901	0000	SUBSCRIPTIONS	42	152	175	175		0	100%
100-50-503-00-7902	0000	ELECTRONIC SUBSCRIPTIONS	0	0	40	0		(40)	na
100-50-503-00-8009	0000	OFFICE SUPPLIES	582	0	0	0		0	na
100-50-503-00-8205	0000	EMPLOYEE TRAVEL	25	0	0	0		0	na
100-50-503-00-8815	0000	MEETING & CONFERENCE EXPENSE	0	1,025	0	0		0	na
100-50-503-00-8516	0000	MEMBERSHIP FEES & DUES	1,240	0	1,200	1,000		(200)	83%
		<b>TOTAL MATERIAL &amp; SERVICES</b>	<b>68,688</b>	<b>74,845</b>	<b>77,695</b>	<b>95,582</b>		<b>17,887</b>	
		<b>TOTAL EXPENDITURES</b>	<b>68,688</b>	<b>74,845</b>	<b>77,695</b>	<b>95,582</b>		<b>17,887</b>	
<b>TRANSFERS</b>									
100-50-503-00-9951	0000	INTR DEPT SVCS IT	0	0	245	0		0	0
		<b>TOTAL TRANSFERS</b>	<b>0</b>	<b>0</b>	<b>245</b>	<b>0</b>		<b>0</b>	<b>0</b>
		<b>TOTAL EXPENDITURES</b>	<b>68,688</b>	<b>74,845</b>	<b>77,940</b>	<b>95,582</b>			

COLUMBIA GORGE COMMUNITY COLLEGE

Account Number	Prj	Description	Actual 2014-15	Actual 2015-16	Adjusted 2016-17	Proposed 2017-18	% of T Bgt	\$Chg Incr(Decr)	% of Prior Bgt
<b>TOTAL PUBLIC INFORMATION &amp; COMMUNICATIONS</b>									
			68,688	74,845	77,940	95,582	1.0%		



COLUMBIA GORGE COMMUNITY COLLEGE

Account Number	Prj	Description	Actual 2014-15	Actual 2015-16	Adjusted 2016-17	Proposed 2017-18	% of T Bgt	\$Chg Incr(Decr)	% of Prior Bgt
<b>ELECTIONS</b>									
<b>MATERIALS &amp; SERVICES</b>									
100-50-504-00-7205	0000	COUNTY ELECTION EXPENSE	2,106	0	5,200	0		(5,200)	na
<b>TOTAL MATERIAL &amp; SERVICES</b>			<b>2,106</b>	<b>0</b>	<b>5,200</b>	<b>0</b>		<b>(5,200)</b>	
<b>TOTAL EXPENDITURES</b>			<b>2,106</b>	<b>0</b>	<b>5,200</b>	<b>0</b>		<b>(5,200)</b>	
<b>TOTAL ELECTIONS</b>			<b>2,106</b>	<b>0</b>	<b>5,200</b>	<b>0</b>	<b>0.0%</b>		

COLUMBIA GORGE COMMUNITY COLLEGE

Account Number	Prj	Description	Actual 2014-15	Actual 2015-16	Adjusted 2016-17	Proposed 2017-18	% of T Bgt	\$Chg Incr(Decr)	% of Prior Bgt
<b>ACCREDITATION</b>									
<b>PERSONNEL SERVICES</b>									
<b>SALARY EXPENSE</b>									
100-50-505-00-6442	0000	SPECIAL PROJECT WAGES	0	0	0	0	0	0	na
100-50-505-00-6701	0000	STUDENT WAGES	0	0	0	0	0	0	na
		<b>TOTAL SALARY EXPENSE</b>	<b>0</b>	<b>0</b>	<b>0</b>	<b>0</b>	<b>0</b>	<b>0</b>	<b>0</b>
<b>OTHER PAYROLL EXPENSE</b>									
100-50-505-00-6901	0000	SOCIAL SECURITY	0	0	0	0	0	0	na
100-50-505-00-6902	0000	WORKERS' COMPENSATION INS	0	0	0	0	0	0	na
100-50-505-00-6903	0000	STATE WORKERS BENEFIT FUND	0	0	0	0	0	0	na
100-50-505-00-6904	0000	UNEMPLOYMENT INSURANCE	0	0	0	0	0	0	na
100-50-505-00-6905	0000	PERS	0	0	0	0	0	0	na
100-50-505-00-6906	0000	DISABILITY INSURANCE	0	0	0	0	0	0	na
100-50-505-00-6908	0000	HEALTH INSURANCE	0	0	0	0	0	0	na
		<b>TOTAL OTHER PAYROLL EXPENSE</b>	<b>0</b>	<b>0</b>	<b>0</b>	<b>0</b>	<b>0</b>	<b>0</b>	<b>0</b>
		<b>TOTAL PERSONNEL SERVICES</b>	<b>0</b>	<b>0</b>	<b>0</b>	<b>0</b>	<b>0</b>	<b>0</b>	<b>0</b>
<b>MATERIALS &amp; SERVICES</b>									
100-50-505-00-7210	0000	OTHER CONTRACTED SERVICES	7,125	0	0	0	0	0	na
100-50-505-00-8009	0000	OFFICE SUPPLIES	0	31	0	500	500	500	na
100-50-505-00-8201	0000	CONFERENCE FEES	2,275	0	0	1,000	1,000	1,000	na
100-50-505-00-8205	0000	EMPLOYEE TRAVEL	1,797	0	0	2,500	2,500	2,500	na
100-50-505-00-8516	0000	MEMBERSHIP FEES & DUES	9,252	9,622	0	8,200	8,200	8,200	na
100-50-505-00-8517	0000	MISC FEES & DUES	0	4,599	0	2,500	2,500	2,500	na
		<b>TOTAL MATERIAL &amp; SERVICES</b>	<b>20,449</b>	<b>14,252</b>	<b>0</b>	<b>14,700</b>	<b>14,700</b>	<b>14,700</b>	<b>14,700</b>
		<b>TOTAL EXPENDITURES</b>	<b>20,449</b>	<b>14,252</b>	<b>0</b>	<b>14,700</b>	<b>14,700</b>	<b>14,700</b>	<b>14,700</b>
<b>TOTAL ACCREDITATION</b>									
			<b>20,449</b>	<b>14,252</b>	<b>0</b>	<b>14,700</b>	<b>0.2%</b>		

COLUMBIA GORGE COMMUNITY COLLEGE

Account Number	Prj	Description	Actual 2014-15	Actual 2015-16	Adjusted 2016-17	Proposed 2017-18	% of T Bgt	\$Chg Incr(Decr)	% of Prior Bgt
<b>BUSINESS OFFICE</b>									
<b>PERSONNEL SERVICES</b>									
<b>SALARY EXPENSE</b>									
100-50-511-00-6103	0000	CHIEF FINANCIAL OFFICER SALARY	77,899	83,098	85,591	0		(85,591)	na
100-50-511-00-6105	0000	DIRECTOR SALARIES	9,860	33,295	34,293	45,645		11,352	133%
100-50-511-00-6106	0000	PART TIME DIRECTOR SALARIES	6,830	0	0	0		0	na
100-50-511-00-6107	0000	FT PROFESSIONAL SUPPORT SALARIES	50,008	42,431	43,704	45,015		1,311	103%
100-50-511-00-6301	0000	FULL TIME CLASSIFIED WAGES	65,581	67,240	67,163	75,754		8,591	113%
100-50-511-00-6302	0000	PART TIME CLASSIFIED WAGES			0	0		0	na
100-50-511-00-6801	0000	EMPLOYEE TAXABLE ALLOWANCE	644	1,210	1,980	990		(990)	50%
<b>TOTAL SALARY EXPENSE</b>			<b>210,822</b>	<b>227,274</b>	<b>232,731</b>	<b>167,404</b>		<b>(65,327)</b>	
<b>OTHER PAYROLL EXPENSE</b>									
100-50-511-00-6901	0000	SOCIAL SECURITY	15,540	16,782	17,653	13,860		(3,793)	79%
100-50-511-00-6902	0000	WORKERS' COMPENSATION INS	1,063	1,205	1,739	1,015		(725)	58%
100-50-511-00-6903	0000	STATE WORKERS BENEFIT FUND	131	136	154	116		(38)	76%
100-50-511-00-6904	0000	UNEMPLOYMENT INSURANCE	3,008	2,609	3,923	2,746		(1,177)	70%
100-50-511-00-6905	0000	PERS	18,605	19,045	19,337	19,510		173	101%
100-50-511-00-6906	0000	DISABILITY INSURANCE	436	522	502	450		(52)	90%
100-50-511-00-6907	0000	LIFE INSURANCE	73	74	71	66		(5)	93%
100-50-511-00-6908	0000	HEALTH INSURANCE	55,172	58,649	64,072	63,523		(549)	99%
100-50-511-00-6951	0000	PERS BENEFIT EQUALIZATION FUND	11,399	10,267	12,691	8,273		(4,418)	65%
<b>TOTAL OTHER PAYROLL EXPENSE</b>			<b>105,427</b>	<b>109,289</b>	<b>120,142</b>	<b>109,559</b>		<b>(10,583)</b>	
<b>TOTAL PERSONNEL SERVICES</b>			<b>316,249</b>	<b>336,563</b>	<b>352,873</b>	<b>276,962</b>		<b>(75,911)</b>	
<b>MATERIALS &amp; SERVICES</b>									
100-50-511-00-7210	0000	OTHER CONTRACTED SERVICES	1,964	1,245	1,486	8,000		6,514	538%
100-50-511-00-7213	0000	SOFTWARE & LICENSES	209	199	470	200		(270)	43%
100-50-511-00-7214	0000	BOND PAYING AGENT FEES	0	0	450	0		(450)	na
100-50-511-00-7510	0000	POSTAGE	8,418	8,022	15	4,000		3,985	26667%
100-50-511-00-7511	0000	POSTAGE TO BE ALLOCATED	3,634	2,839	4,805	0		(4,805)	na
100-50-511-00-7521	0000	SHIPPING & FREIGHT	0	31	74	75		1	101%
100-50-511-00-7601	0000	PRINTING & DUPLICATING	44,461	80,758	0	1,000		1,000	na
100-50-511-00-7602	0000	PRINTING TO BE ALLOCATED	12,617	(29,266)	10,990	0		(10,990)	na
100-50-511-00-8009	0000	OFFICE SUPPLIES	7,704	8,823	1,284	1,200		(84)	93%
100-50-511-00-8011	0000	REFERENCE MATERIALS	0	83	0	0		0	na
100-50-511-00-8201	0000	CONFERENCE FEES	283	499	0	0		0	na
100-50-511-00-8205	0000	EMPLOYEE TRAVEL	2,716	1,839	283	0		(283)	na
100-50-511-00-8502	0000	FINANCIAL SERVICES FEES	10,191	11,151	5,180	4,000		(1,180)	77%
100-50-511-00-8509	0000	FOOD & REFRESHMENTS	0	0	0	300		300	na
100-50-511-00-8516	0000	MEMBERSHIP FEES & DUES	100	1,180	1,180	0		(1,180)	na

COLUMBIA GORGE COMMUNITY COLLEGE

Account Number	Prj	Description	Actual 2014-15	Actual 2015-16	Adjusted 2016-17	Proposed 2017-18	% of T Bgt	\$Chg Incr(Decr)	% of Prior Bgt
100-50-511-00-8517	0000	MISC FEES	0	150	530	100		(430)	19%
100-50-511-00-8526	0000	FINANCE CHARGE	0	35	0	0		0	na
		<b>TOTAL MATERIAL &amp; SERVICES</b>	<b>92,297</b>	<b>87,587</b>	<b>26,747</b>	<b>18,875</b>		<b>(7,872)</b>	
		<b>TOTAL EXPENDITURES</b>	<b>408,546</b>	<b>424,150</b>	<b>379,620</b>	<b>295,837</b>		<b>(83,783)</b>	
<b>TRANSFERS</b>									
100-50-503-00-9951	0000	INTR DEPT SVCS IT	0	0	6,799	0			
		<b>TOTAL TRANSFERS</b>	<b>0</b>	<b>0</b>	<b>6,799</b>	<b>0</b>			
		<b>TOTAL EXPENDITURES</b>	<b>408,546</b>	<b>424,150</b>	<b>386,419</b>	<b>295,837</b>			
		<b>TOTAL BUSINESS OFFICE</b>	<b>408,546</b>	<b>424,150</b>	<b>386,419</b>	<b>295,837</b>	<b>3.1%</b>		

COLUMBIA GORGE COMMUNITY COLLEGE

Account Number	Prj	Description	Actual 2014-15	Actual 2015-16	Adjusted 2016-17	Proposed 2017-18	% of T Bgt	\$Chg Incr(Decr)	% of Prior Bgt
<b>INSURANCE/LEGAL/AUDIT</b>									
<b>OTHER PAYROLL EXPENSE</b>									
100-50-512-00-6906	0000	DISABILITY INSURANCE	39	0	0	0	0	0	na
100-50-512-00-6907	0000	LIFE INSURANCE	7	0	0	0	0	0	na
100-50-512-00-6908	0000	HEALTH INSURANCE	5,135	0	0	0	0	0	na
100-50-512-00-6955	0000	PT FACULTY INSURANCE FUND EXP	0	31,425	0	0	0	0	na
<b>TOTAL OTHER PAYROLL EXPENSE</b>			<b>5,181</b>	<b>31,425</b>	<b>0</b>	<b>0</b>	<b>0</b>	<b>0</b>	<b>na</b>
<b>MATERIALS &amp; SERVICES</b>									
100-50-512-00-7202	0000	AUDIT	89,850	94,960	98,000	72,175		(25,825)	74%
100-50-512-00-7207	0000	LEGAL	40,143	32,161	33,734	30,000		(3,734)	89%
100-50-512-00-7401	0000	FIDELITY BOND INSURANCE	2,230	1,490	1,490	1,490		0	100%
100-50-512-00-7402	0000	LIABILITY INSURANCE	19,450	19,090	22,909	25,200		2,291	110%
100-50-512-00-7403	0000	PROPERTY INSURANCE	70,125	71,508	0	0		0	na
100-50-512-00-7404	0000	STUDENT OR VOLUNTEER WCOMP PREMIUM	0	0	813	813		0	100%
<b>TOTAL MATERIAL &amp; SERVICES</b>			<b>221,798</b>	<b>219,209</b>	<b>156,946</b>	<b>129,678</b>		<b>(27,268)</b>	
<b>TOTAL EXPENDITURES</b>			<b>226,979</b>	<b>250,634</b>	<b>156,946</b>	<b>129,678</b>		<b>(27,268)</b>	
<b>TOTAL INSURANCE/LEGAL/AUDIT</b>			<b>226,979</b>	<b>250,634</b>	<b>156,946</b>	<b>129,678</b>		<b>1.4%</b>	

COLUMBIA GORGE COMMUNITY COLLEGE

Account Number	Prj	Description	Actual 2014-15	Actual 2015-16	Adjusted 2016-17	Proposed 2017-18	% of T Bgt	\$Chg Incr(Decr)	% of Prior Bgt
<b>HUMAN RESOURCES</b>									
<b>PERSONNEL SERVICES</b>									
<b>SALARY EXPENSE</b>									
100-50-521-00-6104	0000	EXECUTIVE DIRECTOR SALARY	99,224	80,538	0	0	na	0	na
100-50-521-00-6105	0000	DIRECTOR SALARY	0	0	72,947	49,549	68%	(23,398)	68%
100-50-521-00-6107	0000	FT PROFESSIONAL SUPPORT SALARIES	47,756	38,683	35,535	46,365	130%	10,830	130%
100-50-521-00-6108	0000	PT PROFESSIONAL SUPPORT SALARIES	17,578	0	0	0	na	0	na
100-50-521-00-6201	0000	FULL TIME CONFIDENTIAL WAGES	40,122	41,615	42,431	0	na	(42,431)	na
100-50-521-00-6301	0000	FULL TIME CLASSIFIED WAGES	22,113	0	0	0	na	0	na
100-50-521-00-6801	0000	EMPLOYEE TAXABLE ALLOWANCE	995	1,006	750	480	64%	(270)	64%
<b>TOTAL SALARY EXPENSE</b>			<b>227,788</b>	<b>161,842</b>	<b>151,663</b>	<b>96,394</b>		<b>(55,269)</b>	
<b>OTHER PAYROLL EXPENSE</b>									
100-50-521-00-6901	0000	SOCIAL SECURITY	16,603	12,024	11,698	7,045	60%	(4,653)	60%
100-50-521-00-6902	0000	WORKERS' COMPENSATION INS	1,099	858	1,152	508	44%	(644)	44%
100-50-521-00-6903	0000	STATE WORKERS BENEFIT FUND	122	68	103	58	57%	(45)	57%
100-50-521-00-6904	0000	UNEMPLOYMENT INSURANCE	2,719	1,614	2,600	1,382	53%	(1,218)	53%
100-50-521-00-6905	0000	PERS	21,219	17,559	16,974	9,750	57%	(7,224)	57%
100-50-521-00-6906	0000	DISABILITY INSURANCE	477	339	358	227	63%	(131)	63%
100-50-521-00-6907	0000	LIFE INSURANCE	62	33	44	33	75%	(11)	75%
100-50-521-00-6908	0000	HEALTH INSURANCE	52,445	25,440	38,122	25,754	68%	(12,368)	68%
100-50-521-00-6951	0000	PERS BENEFIT EQUALIZATION FUND	11,733	7,103	8,410	4,135	49%	(4,275)	49%
100-50-521-00-6955	0000	PT FACULTY INSURANCE FUND	31,425	0	0	0	na	0	na
<b>TOTAL OTHER PAYROLL EXPENSE</b>			<b>137,904</b>	<b>65,038</b>	<b>79,461</b>	<b>48,892</b>		<b>(30,569)</b>	
<b>TOTAL PERSONNEL SERVICES</b>			<b>365,692</b>	<b>226,880</b>	<b>231,124</b>	<b>145,286</b>		<b>(85,838)</b>	
<b>MATERIALS &amp; SERVICES</b>									
100-50-521-00-7112	0000	PERSONNEL RECRUITMENT ADVERTISING	7,969	11,529	10,000	10,000	100%	0	100%
100-50-521-00-7210	0000	OTHER CONTRACTED SERVICES	16,303	26,328	29,560	10,000	34%	(19,560)	34%
100-50-521-00-7213	0000	SOFTWARE & LICENSES	24,547	27,974	28,600	37,000	129%	8,400	129%
100-50-521-00-7301	0000	EMPLOYEE MORALE HEALTH & WELFARE	6,365	2,385	3,891	3,891	100%	0	100%
100-50-521-00-7303	0000	EMPLOYEE TRAINING COSTS	0	0	0	2,500	na	2,500	na
100-50-521-00-7304	0000	LABOR RELATIONS COSTS	0	61	650	650	100%	0	100%
100-50-521-00-7510	0000	POSTAGE	20	0	112	500	446%	388	446%
100-50-521-00-7601	0000	PRINTING & DUPLICATING	0	0	756	1,956	259%	1,200	259%
100-50-521-00-7901	0000	SUBSCRIPTIONS	631	99	185	185	100%	0	100%
100-50-521-00-7902	0000	ELECTRONIC SUBSCRIPTIONS	390	0	100	0	na	(100)	na
100-50-521-00-8009	0000	OFFICE SUPPLIES	2,365	901	1,400	650	46%	(750)	46%
100-50-521-00-8011	0000	REFERENCE MATERIALS	1,421	1,221	1,787	1,787	100%	0	100%
100-50-521-00-8201	0000	CONFERENCE FEES	3,620	4,256	6,355	4,355	69%	(2,000)	69%
100-50-521-00-8204	0000	NON-EMPLOYEE TRAVEL	0	1,081	4,448	0	na	(4,448)	na

COLUMBIA GORGE COMMUNITY COLLEGE

Account Number	Prj	Description	Actual 2014-15	Actual 2015-16	Adjusted 2016-17	Proposed 2017-18	% of T Bgt	\$Chg Incr(Decr)	% of Prior Bgt
100-50-521-00-8205	0000	EMPLOYEE TRAVEL	5,873	5,811	0	3,000		3,000	na
100-50-521-00-8301	0000	TUITION REIMBURSEMENTS	10,589	7,175	15,000	7,500		(7,500)	50%
100-50-521-00-8302	0000	CREDIT TUITION WAIVERS-CL/CONF	10,294	4,731	0	0		0	na
100-50-521-00-8303	0000	CREDIT TUITION WAIVERS-FACULTY	15,605	8,185	0	0		0	na
100-50-521-00-8304	0000	CREDIT TUITION WAIVERS-MGMT	4,074	3,094	0	0		0	na
100-50-521-00-8305	0000	NONCREDIT TUITION WAIVERS-CL/CONF	288	233	0	0		0	na
100-50-521-00-8307	0000	NONCREDIT TUITION WAIVERS-MGMT	1,074	398	0	0		0	na
100-50-521-00-8509	0000	FOOD & REFRESHMENTS	898	1,324	1,146	1,146		0	100%
100-50-521-00-8516	0000	MEMBERSHIP FEES & DUES	4,649	2,083	1,399	1,430		31	102%
<b>TOTAL MATERIAL &amp; SERVICES</b>			<b>118,775</b>	<b>109,117</b>	<b>105,389</b>	<b>86,550</b>		<b>(18,839)</b>	
<b>TOTAL EXPENDITURES</b>			<b>484,467</b>	<b>335,997</b>	<b>336,513</b>	<b>231,836</b>		<b>(104,677)</b>	
<b>TRANSFERS</b>									
100-50-521-00-9951	0000	INTR DEPT SVCS IT	0	0	5,446	0		0	
<b>TOTAL TRANSFERS</b>			<b>0</b>	<b>0</b>	<b>5,446</b>	<b>0</b>		<b>0</b>	
<b>TOTAL EXPENDITURES</b>			<b>484,467</b>	<b>335,997</b>	<b>341,959</b>	<b>231,836</b>			
<b>TOTAL HUMAN RESOURCES</b>			<b>484,467</b>	<b>335,997</b>	<b>341,959</b>	<b>231,836</b>			<b>2.5%</b>

COLUMBIA GORGE COMMUNITY COLLEGE

Account Number	Prj	Description	Actual 2014-15	Actual 2015-16	Adjusted 2016-17	Proposed 2017-18	% of T Bgt	\$Chg Incr(Decr)	% of Prior Bgt
<b>RESOURCE DEVELOPMENT</b>									
<b>PERSONNEL SERVICES</b>									
<b>SALARY EXPENSE</b>									
100-50-531-00-6104	0000	EXECUTIVE DIRECTOR SALARY	81,454	0	0	26,283		26,283	na
100-50-531-00-6107	0000	FT PROFESSIONAL SUPPORT SALARIES	33,320	41,749	51,035	18,938		(32,097)	37%
100-50-531-00-6301	0000	FULL TIME CLASSIFIED WAGES	14,989	16,162	16,442	0		(16,442)	na
100-50-531-00-6801	0000	EMPLOYEE TAXABLE ALLOWANCE	1,005	11,888	990	495		(495)	50%
<b>TOTAL SALARY EXPENSE</b>			<b>130,768</b>	<b>69,799</b>	<b>68,467</b>	<b>45,717</b>		<b>(22,750)</b>	
<b>OTHER PAYROLL EXPENSE</b>									
100-50-531-00-6901	0000	SOCIAL SECURITY	8,858	5,194	5,162	3,399		(1,763)	66%
100-50-531-00-6902	0000	WORKERS' COMPENSATION INS	596	370	509	240		(269)	47%
100-50-531-00-6903	0000	STATE WORKERS BENEFIT FUND	53	37	69	29		(40)	42%
100-50-531-00-6904	0000	UNEMPLOYMENT INSURANCE	1,256	757	1,147	686		(461)	60%
100-50-531-00-6905	0000	PERS	9,166	5,848	5,655	4,636		(1,019)	82%
100-50-531-00-6906	0000	DISABILITY INSURANCE	223	135	139	106		(33)	76%
100-50-531-00-6907	0000	LIFE INSURANCE	29	22	24	16		(8)	69%
100-50-531-00-6908	0000	HEALTH INSURANCE	23,675	17,768	21,836	12,715		(9,121)	58%
100-50-531-00-6951	0000	PERS BENEFIT EQUALIZATION FUND	5,638	3,075	3,711	1,966		(1,745)	53%
<b>TOTAL OTHER PAYROLL EXPENSE</b>			<b>49,494</b>	<b>33,206</b>	<b>38,252</b>	<b>23,794</b>		<b>(14,458)</b>	
<b>TOTAL PERSONNEL SERVICES</b>			<b>180,262</b>	<b>103,006</b>	<b>106,719</b>	<b>69,511</b>		<b>(37,208)</b>	
<b>MATERIALS &amp; SERVICES</b>									
100-50-531-00-7101	0000	INSTITUTIONAL ADVERTISING	75	0	500	0		(500)	na
100-50-531-00-7102	0000	COLLEGE PROMOTIONAL MATERIALS	0	34	250	0		(250)	na
100-50-531-00-7210	0000	OTHER CONTRACTED SERVICES	29,527	2,976	2,011	500		(1,511)	25%
100-50-531-00-7213	0000	SOFTWARE & LICENSES	0	1,163	1,200	1,200		0	100%
100-50-531-00-7510	0000	POSTAGE	35	294	1,287	750		(537)	58%
100-50-531-00-7601	0000	PRINTING & DUPLICATING	268	2,512	4,700	1,000		(3,700)	21%
100-50-531-00-7901	0000	SUBSCRIPTIONS	0	678	0	0		0	na
100-50-531-00-8009	0000	OFFICE SUPPLIES	200	230	250	100		(150)	40%
100-50-531-00-8201	0000	CONFERENCE FEES	100	150	250	0		(250)	na
100-50-531-00-8205	0000	EMPLOYEE TRAVEL	4,295	2,479	2,400	1,000		(1,400)	42%
100-50-531-00-8509	0000	FOOD & REFRESHMENTS	3,902	2,771	3,766	2,000		(1,766)	53%
100-50-531-00-8512	0000	GIFTS EXPENSE	1,662	1,359	673	675		2	100%
100-50-531-00-8515	0000	MEETING & CONFERENCE EXPENSE	650	73	250	100		(150)	40%
100-50-531-00-8516	0000	MEMBERSHIP FEES & DUES	490	1,967	1,919	2,000		81	104%
<b>TOTAL MATERIAL &amp; SERVICES</b>			<b>41,204</b>	<b>16,686</b>	<b>19,456</b>	<b>9,325</b>		<b>(10,131)</b>	
<b>TOTAL EXPENDITURES</b>			<b>221,466</b>	<b>119,692</b>	<b>126,175</b>	<b>78,836</b>		<b>(47,339)</b>	
<b>TRANSFERS</b>									



COLUMBIA GORGE COMMUNITY COLLEGE

Account Number	Prj	Description	Actual 2014-15	Actual 2015-16	Adjusted 2016-17	Proposed 2017-18	% of T Bgt	\$Chg Incr(Decr)	% of Prior Bgt
100-50-531-00-9951	0000	INTR DEPT SVCS IT	0	0	3,978	0			
<b>TOTAL TRANSFERS</b>			<b>0</b>	<b>0</b>	<b>3,978</b>	<b>0</b>			
<b>TOTAL EXPENDITURES</b>			<b>221,466</b>	<b>119,692</b>	<b>130,153</b>	<b>78,836</b>			
<b>TOTAL RESOURCE DEVELOPMENT</b>			<b>221,466</b>	<b>119,692</b>	<b>130,153</b>	<b>78,836</b>	<b>0.8%</b>		

COLUMBIA GORGE COMMUNITY COLLEGE

Account Number	Prj	Description	Actual 2014-15	Actual 2015-16	Adjusted 2016-17	Proposed 2017-18	% of T Bgt	\$Chg Incr(Decr)	% of Prior Bgt
<b>INFORMATION TECHNOLOGY SERVICES</b>									
<b>PERSONNEL SERVICES</b>									
<b>SALARY EXPENSE</b>									
100-50-541-00-6104	0000	EXECUTIVE DIRECTOR SALARIES	88,159	88,159	90,804	93,528		2,724	103%
100-50-541-00-6107	0000	FT PROFESSIONAL SUPPORT SALARIES	49,189	49,189	50,665	52,185		1,520	103%
100-50-541-00-6301	0000	FULL TIME CLASSIFIED WAGES	118,551	97,481	87,953	102,288		14,335	116%
100-50-541-00-6801	0000	EMPLOYEE TAXABLE ALLOWANCE	2,839	2,668	3,000	3,000		0	100%
<b>TOTAL SALARY EXPENSE</b>			<b>258,738</b>	<b>237,497</b>	<b>232,422</b>	<b>251,001</b>		<b>18,579</b>	
<b>OTHER PAYROLL EXPENSE</b>									
100-50-541-00-6901	0000	SOCIAL SECURITY	19,459	17,376	17,551	18,199		648	104%
100-50-541-00-6902	0000	WORKERS' COMPENSATION INS	1,249	1,259	1,729	1,314		(415)	76%
100-50-541-00-6903	0000	STATE WORKERS BENEFIT FUND	156	140	172	131		(41)	76%
100-50-541-00-6904	0000	UNEMPLOYMENT INSURANCE	3,355	2,744	3,900	3,109		(791)	80%
100-50-541-00-6905	0000	PERS	25,596	26,727	25,210	32,931		7,721	131%
100-50-541-00-6906	0000	DISABILITY INSURANCE	590	555	519	583		64	112%
100-50-541-00-6907	0000	LIFE INSURANCE	90	79	71	74		3	104%
100-50-541-00-6908	0000	HEALTH INSURANCE	58,853	68,646	74,920	61,480		(13,440)	82%
100-50-541-00-6951	0000	PERS BENEFIT EQUALIZATION FUND	14,449	10,683	12,618	10,793		(1,825)	86%
<b>TOTAL OTHER PAYROLL EXPENSE</b>			<b>123,797</b>	<b>128,209</b>	<b>136,690</b>	<b>128,615</b>		<b>(8,075)</b>	
<b>TOTAL PERSONNEL SERVICES</b>			<b>382,535</b>	<b>365,706</b>	<b>369,112</b>	<b>379,616</b>		<b>10,504</b>	
<b>MATERIALS &amp; SERVICES</b>									
100-50-541-00-7209	0000	MAINTENANCE CONTRACTS	4,851	21,236	18,487	20,293		1,806	110%
100-50-541-00-7210	0000	OTHER CONTRACTED SERVICES	7,749	39,839	15,151	65,700		50,549	434%
100-50-541-00-7213	0000	SOFTWARE & LICENSES	155,071	124,306	2,501	157,843		155,342	6311%
100-50-541-00-7303	0000	EMPLOYEE TRAINING COSTS	0	0	0	360		360	na
100-50-541-00-7510	0000	POSTAGE	0	0	1	1		0	100%
100-50-541-00-7521	0000	SHIPPING & FREIGHT	88	139	140	140		0	100%
100-50-541-00-7601	0000	PRINTING & DUPLICATING	0	0	160	160		0	100%
100-50-541-00-8009	0000	OFFICE SUPPLIES	84	40	541	354		(187)	65%
100-50-541-00-8011	0000	REFERENCE MATERIALS	0	35	40	40		0	100%
100-50-541-00-8103	0000	TELECOMMUNICATIONS SERVICES	117	88	0	0		0	na
100-50-541-00-8201	0000	CONFERENCE FEES	1,090	0	75	75		0	100%
100-50-541-00-8205	0000	EMPLOYEE TRAVEL	2,713	921	3,176	2,262		(914)	71%
100-50-541-00-8508	0000	EQUIPMENT REPAIR	12,619	13,571	4,927	16,150		11,223	328%
100-50-541-00-8509	0000	FOOD & REFRESHMENTS	0	0	0	0		0	na
100-50-541-00-8516	0000	MEMBERSHIP FEES & DUES	300	300	300	300		0	100%
100-50-541-00-8802	0000	INFO TECH EQUIPMENT ~\$5000	34,947	77,399	5,738	74,701		68,963	1302%
<b>TOTAL MATERIAL &amp; SERVICES</b>			<b>219,629</b>	<b>277,874</b>	<b>51,237</b>	<b>338,379</b>		<b>287,142</b>	

COLUMBIA GORGE COMMUNITY COLLEGE

Account Number	Prj	Description	Actual 2014-15	Actual 2015-16	Adjusted 2016-17	Proposed 2017-18	% of T Bgt	\$Chg Incr(Decr)	% of Prior Bgt
<b>CAPITAL OUTLAY</b>									
100-50-541-00-9572	0000	INFO TECH EQUIPMENT >\$5000	0	0	0	5,000		5,000	na
<b>TOTAL CAPITAL OUTLAY</b>			<b>0</b>	<b>0</b>	<b>0</b>	<b>5,000</b>		<b>5,000</b>	<b>5,000</b>
<b>TOTAL EXPENDITURES</b>			<b>602,164</b>	<b>643,581</b>	<b>420,349</b>	<b>722,995</b>		<b>302,646</b>	
<b>TRANSFERS</b>									
100-50-541-00-9951	0000	INTR DEPT SVCS IT	0	0	29,801	0		0	
<b>TOTAL TRANSFERS</b>			<b>0</b>	<b>0</b>	<b>29,801</b>	<b>0</b>		<b>0</b>	
<b>TOTAL EXPENDITURES</b>			<b>602,164</b>	<b>643,581</b>	<b>450,150</b>	<b>722,995</b>			
<b>TOTAL INFORMATION TECHNOLOGY</b>			<b>602,164</b>	<b>643,581</b>	<b>450,150</b>	<b>722,995</b>			<b>7.7%</b>

COLUMBIA GORGE COMMUNITY COLLEGE

Account Number	Prj	Description	Actual 2014-15	Actual 2015-16	Adjusted 2016-17	Proposed 2017-18	% of T Bgt	\$Chg Incr(Decr)	% of Prior Bgt
<b>COMMUNICATIONS</b>									
<b>MATERIALS &amp; SERVICES</b>									
100-50-551-00-7209	0000	MAINTENANCE CONTRACTS	2,686	0	0	12,899		12,899	na
100-50-551-00-7210	0000	OTHER CONTRACTED SERVICES	335	626	343	343		0	100%
100-50-551-00-7213	0000	SOFTWARE & LICENSES	0	134	24	0		(24)	na
100-50-551-00-8102	0000	INTERNET SERVICES	26,597	27,238	0	26,237		26,237	na
100-50-551-00-8103	0000	TELECOMMUNICATIONS SERVICES	34,181	33,491	9,276	11,400		2,124	123%
100-50-551-00-8806	0000	TELECOMM EQUIP-<\$5000	98	2,334	173	600		427	347%
<b>TOTAL MATERIAL &amp; SERVICES</b>			<b>63,897</b>	<b>63,823</b>	<b>9,816</b>	<b>51,479</b>		<b>41,663</b>	
<b>CAPITAL OUTLAY</b>									
100-50-551-00-9576	0000	TELECOMM EQUIP->\$5000	0	0	0	0		0	na
<b>TOTAL CAPITAL OUTLAY</b>			<b>0</b>	<b>0</b>	<b>0</b>	<b>0</b>		<b>0</b>	
<b>TOTAL EXPENDITURES</b>			<b>63,897</b>	<b>63,823</b>	<b>9,816</b>	<b>51,479</b>		<b>41,663</b>	
<b>TOTAL COMMUNICATIONS</b>			<b>63,897</b>	<b>63,823</b>	<b>9,816</b>	<b>51,479</b>	<b>0.5%</b>		

COLUMBIA GORGE COMMUNITY COLLEGE

Account Number	Prj	Description	Actual 2014-15	Actual 2015-16	Adjusted 2016-17	Proposed 2017-18	% of T Bgt	\$Chg Incr(Decr)	% of Prior Bgt
<b>FINANCIAL AID</b>									
<b>PERSONNEL SERVICES</b>									
<b>SALARY EXPENSE</b>									
100-60-601-00-6701	0000	STUDENT WAGES	962	0	5,280	0		(5,280)	na
<b>TOTAL SALARY EXPENSE</b>			<b>962</b>	<b>0</b>	<b>5,280</b>	<b>0</b>		<b>(5,280)</b>	<b>8%</b>
<b>OTHER PAYROLL EXPENSE</b>									
100-60-601-00-6901	0000	SOCIAL SECURITY	109	136	404	136		(268)	34%
100-60-601-00-6902	0000	WORKERS' COMPENSATION INS	91	163	428	163		(265)	38%
100-60-601-00-6903	0000	STATE WORKERS BENEFIT FUND	14	14	0	14		14	na
100-60-601-00-6904	0000	UNEMPLOYMENT INSURANCE	152	144	90	144		54	160%
<b>TOTAL OTHER PAYROLL EXPENSE</b>			<b>366</b>	<b>457</b>	<b>922</b>	<b>457</b>		<b>(465)</b>	
<b>TOTAL PERSONNEL SERVICES</b>			<b>1,328</b>	<b>457</b>	<b>6,202</b>	<b>457</b>		<b>(5,745)</b>	
<b>MATERIALS &amp; SERVICES</b>									
100-60-601-00-7805	0000	SENIOR TUITION DISCOUNTS	2,605	2,077	4,000	4,000		0	100%
100-60-601-00-7806	0000	SPECIAL TUITION GRANTS	2,225	0	0	0		0	na
100-60-601-00-7808	0000	PRE-COLLEGE GRANT AWARD	550	(25)	1,500	1,500		0	100%
100-60-601-00-7809	0000	ESOL GRANT AWARD	403	0	1,000	1,000		0	100%
100-60-601-00-7810	0000	FALLEN OREGON SOLDIER TUITION AWARD	5,073	11,557	6,676	6,676		0	100%
100-60-601-00-7812	0000	OREGON SENIOR OPTION	3,827	5,878	2,500	2,500		0	100%
100-60-601-00-7820	0000	INSTITUTIONAL GRANT AWARD	1,119	2,255	3,636	3,636		0	100%
100-60-601-00-7822	0000	GED COMPLETER AWARD	712	728	2,136	2,136		0	100%
<b>TOTAL MATERIAL &amp; SERVICES</b>			<b>16,514</b>	<b>22,469</b>	<b>21,448</b>	<b>21,448</b>		<b>0</b>	
<b>TOTAL EXPENDITURES</b>			<b>17,842</b>	<b>22,926</b>	<b>27,650</b>	<b>21,905</b>		<b>(5,745)</b>	
<b>TOTAL FINANCIAL AID</b>			<b>17,842</b>	<b>22,926</b>	<b>27,650</b>	<b>21,905</b>		<b>0.2%</b>	

COLUMBIA GORGE COMMUNITY COLLEGE

Account Number	Prj	Description	Actual 2014-15	Actual 2015-16	Adjusted 2016-17	Proposed 2017-18	% of T Bgt	\$Chg Incr(Decr)	% of Prior Bgt
<b>FACILITIES SERVICES</b>									
<b>PERSONNEL SERVICES</b>									
<b>SALARY EXPENSE</b>									
100-70-701-00-6105	0000	DIRECTOR SALARIES	57,441	57,441	59,164	60,939		1,775	103%
100-70-701-00-6107	0000	FT PROFESSIONAL SUPPORT SALARIES	42,431	42,431	43,704	90,104		46,400	206%
100-70-701-00-6301	0000	FULL TIME CLASSIFIED WAGES	1,932	0	0	0		0	na
100-70-701-00-6302	0000	PART TIME CLASSIFIED WAGES	9,935	0	0	0		0	na
100-70-701-00-6801	0000	EMPLOYEE TAXABLE ALLOWANCE	2,077	1,661	1,980	1,980		0	100%
<b>TOTAL SALARY EXPENSE</b>			<b>113,816</b>	<b>101,533</b>	<b>104,848</b>	<b>153,023</b>		<b>48,175</b>	
<b>OTHER PAYROLL EXPENSE</b>									
100-70-701-00-6901	0000	SOCIAL SECURITY	8,335	7,466	7,869	7,891		22	100%
100-70-701-00-6902	0000	WORKERS' COMPENSATION INS	2,587	2,174	3,990	2,119		(1,871)	53%
100-70-701-00-6903	0000	STATE WORKERS BENEFIT FUND	71	58	69	58		(11)	84%
100-70-701-00-6904	0000	UNEMPLOYMENT INSURANCE	1,487	1,219	1,749	1,382		(367)	79%
100-70-701-00-6905	0000	PERS	12,354	14,144	14,330	18,047		3,717	126%
100-70-701-00-6906	0000	DISABILITY INSURANCE	510	235	242	249		7	103%
100-70-701-00-6907	0000	LIFE INSURANCE	32	33	32	33		1	103%
100-70-701-00-6908	0000	HEALTH INSURANCE	31,980	29,949	32,145	32,463		318	101%
100-70-701-00-6951	0000	PERS BENEFIT EQUALIZATION FUND	6,385	4,586	5,658	4,641		(1,017)	82%
<b>TOTAL OTHER PAYROLL EXPENSE</b>			<b>63,741</b>	<b>59,863</b>	<b>66,084</b>	<b>66,883</b>		<b>799</b>	
<b>TOTAL PERSONNEL SERVICES</b>			<b>177,557</b>	<b>161,396</b>	<b>170,932</b>	<b>219,906</b>		<b>48,974</b>	
<b>MATERIALS &amp; SERVICES</b>									
100-70-701-00-7210	0000	OTHER CONTRACTED SERVICES	239	455	1,665	1,270		(395)	76%
100-70-701-00-7213	0000	SOFTWARE & LICENSES	4,400	2,200	4,800	7,645		2,845	159%
100-70-701-00-7403	0000	PROPERTY INSURANCE	0	0	75,835	83,000		7,165	109%
100-70-701-00-7510	0000	POSTAGE	0	0	7	12		5	171%
100-70-701-00-7521	0000	SHIPPING & FREIGHT	63	48	72	54		(18)	75%
100-70-701-00-7601	0000	PRINTING & DUPLICATING	91	275	505	597		92	118%
100-70-701-00-7901	0000	SUBSCRIPTIONS	1,381	1,186	1,535	1,125		(410)	73%
100-70-701-00-8009	0000	OFFICE SUPPLIES	1,599	1,361	995	860		(135)	86%
100-70-701-00-8013	0000	VEHICLE FUEL	1,485	862	820	1,138		318	139%
100-70-701-00-8101	0000	CELLULAR TELECOMMUNICATIONS	814	749	766	635		(131)	83%
100-70-701-00-8201	0000	CONFERENCE FEES	1,014	0	200	276		76	138%
100-70-701-00-8205	0000	EMPLOYEE TRAVEL	742	1,335	1,560	1,170		(390)	75%
100-70-701-00-8405	0000	WASTE DISPOSAL SERVICES	12,612	12,724	10,224	11,432		1,208	112%
100-70-701-00-8509	0000	FOOD & REFRESHMENTS	34	131	72	105		33	146%
100-70-701-00-8516	0000	MEMBERSHIP FEES & DUES	300	499	340	391		51	115%
100-70-701-00-8518	0000	PERMITS & LICENSES	1,128	16	16	20		4	125%

COLUMBIA GORGE COMMUNITY COLLEGE

Account Number	Prj	Description	Actual 2014-15	Actual 2015-16	Adjusted 2016-17	Proposed 2017-18	% of T Bgt	\$Chg Incr(Decr)	% of Prior Bgt
100-70-701-00-8524	0000	VEHICLE OPERATION & MAINTENANCE	682	198	1,727	1,296		(431)	75%
100-70-701-00-8801	0000	FURNITURE <\$5000	544	312	984	1,000		16	102%
100-70-701-00-8802	0000	INFO TECH EQUIPMENT <\$5000	800	0	0	0		0	na
100-70-701-00-8805	0000	OTHER MINOR EQUIPMENT	0	78	0	0		0	na
<b>TOTAL MATERIAL &amp; SERVICES</b>			<b>27,928</b>	<b>22,428</b>	<b>102,123</b>	<b>112,026</b>		<b>9,903</b>	
<b>TOTAL EXPENDITURES</b>			<b>205,485</b>	<b>183,825</b>	<b>273,055</b>	<b>331,933</b>		<b>58,878</b>	
<b>TRANSFERS</b>									
100-70-701-00-9951	0000	INTR DEPT SVCS IT	0	0	9,769	0		0	
<b>TOTAL TRANSFERS</b>			<b>0</b>	<b>0</b>	<b>9,769</b>	<b>0</b>		<b>0</b>	
<b>TOTAL EXPENDITURES</b>			<b>205,485</b>	<b>183,825</b>	<b>282,824</b>	<b>331,933</b>			
<b>TOTAL FACILITIES SERVICES</b>			<b>205,485</b>	<b>183,825</b>	<b>282,824</b>	<b>331,933</b>	<b>3.5%</b>		

COLUMBIA GORGE COMMUNITY COLLEGE

Account Number	Prj	Description	Actual 2014-15	Actual 2015-16	Adjusted 2016-17	Proposed 2017-18	% of T Bgt	\$Chg Incr(Decr)	% of Prior Bgt
100-70-702-00-6301	0000	FULL TIME CLASSIFIED WAGES	31,078	9,023	0	0	0	0	na
<b>TOTAL SALARY EXPENSE</b>			<b>31,078</b>	<b>9,023</b>	<b>0</b>	<b>0</b>	<b>0</b>	<b>0</b>	<b>0</b>
<b>BUILDING MAINTENANCE</b>									
<b>PERSONNEL SERVICES</b>									
<b>SALARY EXPENSE</b>									
100-70-702-00-6901	0000	SOCIAL SECURITY	2,378	688	0	0	0	0	na
100-70-702-00-6902	0000	WORKERS' COMPENSATION INS	1,329	335	0	0	0	0	na
100-70-702-00-6903	0000	STATE WORKERS BENEFIT FUND	29	8	0	0	0	0	na
100-70-702-00-6904	0000	UNEMPLOYMENT INSURANCE	559	153	0	0	0	0	na
100-70-702-00-6905	0000	PERS	2,834	650	0	0	0	0	na
100-70-702-00-6906	0000	DISABILITY INSURANCE	73	18	0	0	0	0	na
100-70-702-00-6907	0000	LIFE INSURANCE	16	4	0	0	0	0	na
100-70-702-00-6908	0000	HEALTH INSURANCE	10,423	3,654	0	0	0	0	na
100-70-702-00-6951	0000	PERS BENEFIT EQUALIZATION FUND	1,743	401	0	0	0	0	na
<b>TOTAL OTHER PAYROLL EXPENSE</b>			<b>19,384</b>	<b>5,911</b>	<b>0</b>	<b>0</b>	<b>0</b>	<b>0</b>	<b>0</b>
<b>TOTAL PERSONNEL SERVICES</b>			<b>50,462</b>	<b>14,934</b>	<b>0</b>	<b>0</b>	<b>0</b>	<b>0</b>	<b>0</b>
<b>MATERIALS &amp; SERVICES</b>									
100-70-702-00-7209	0000	MAINTENANCE CONTRACTS	19,074	15,205	19,796	18,894		(902)	95%
100-70-702-00-7210	0000	OTHER CONTRACTED SERVICES	25,794	32,864	26,759	26,241		(518)	98%
100-70-702-00-7212	0000	SERVICE CONTRACTS	4,855	2,583	3,960	4,072		112	103%
100-70-702-00-7521	0000	SHIPPING & FREIGHT	234	466	347	188		(159)	54%
100-70-702-00-8001	0000	BUILDING MAINTENANCE SUPPLIES	13,755	12,581	12,963				
100-70-702-00-8009	0000	OFFICE SUPPLIES	0	100	0	0		0	na
100-70-702-00-8201	0000	CONFERENCE FEES	0	2,841	0	0		0	na
100-70-702-00-8205	0000	EMPLOYEE TRAVEL	0	1,933	0	0		0	na
100-70-702-00-8522	0000	SIGNAGE	689	74	75	175		100	233%
100-70-702-00-8801	0000	FURNITURE <\$5000	9,359	0	1,528	802		(726)	52%
100-70-702-00-8805	0000	OTHER MINOR EQUIPMENT <\$5000	3,749	1,277	689	544		(145)	79%
100-70-702-00-8807	0000	TOOLS <\$5000	123	213	362	418		56	115%
<b>TOTAL MATERIAL &amp; SERVICES</b>			<b>77,632</b>	<b>70,137</b>	<b>66,479</b>	<b>51,334</b>		<b>(2,182)</b>	
<b>TOTAL EXPENDITURES</b>			<b>128,094</b>	<b>85,071</b>	<b>66,479</b>	<b>51,334</b>		<b>(2,182)</b>	
<b>TRANSFERS</b>									
100-70-702-00-9951	0000	INTR DEPT SVCS IT	0	0	38,000	0			
<b>TOTAL TRANSFERS</b>			<b>0</b>	<b>0</b>	<b>38,000</b>	<b>0</b>			
<b>TOTAL EXPENDITURES</b>			<b>128,094</b>	<b>85,071</b>	<b>104,479</b>	<b>51,334</b>			
<b>TOTAL BUILDING MAINTENANCE</b>			<b>128,094</b>	<b>85,071</b>	<b>104,479</b>	<b>51,334</b>		<b>0.5%</b>	



COLUMBIA GORGE COMMUNITY COLLEGE

Account Number	Prj	Description	Actual 2014-15	Actual 2015-16	Adjusted 2016-17	Proposed 2017-18	% of T Bgt	\$Chg Incr(Decr)	% of Prior Bgt
100-70-703-00-6301	0000	FULL TIME CLASSIFIED WAGES	46,840	38,973	54,142	65,510		11,368	121%
		<b>TOTAL SALARY EXPENSE</b>	<b>46,840</b>	<b>38,973</b>	<b>54,142</b>	<b>65,510</b>		<b>11,368</b>	
		<b>OTHER PAYROLL EXPENSE</b>							
100-70-703-00-6901	0000	SOCIAL SECURITY	3,346	2,726	4,142	4,810		668	116%
100-70-703-00-6902	0000	WORKERS' COMPENSATION INS	2,003	1,684	4,390	347		(4,043)	8%
100-70-703-00-6903	0000	STATE WORKERS BENEFIT FUND	46	37	69	58		(11)	84%
100-70-703-00-6904	0000	UNEMPLOYMENT INSURANCE	787	606	920	1,179		259	128%
100-70-703-00-6905	0000	PERS	4,272	3,257	4,537	6,643		2,106	146%
100-70-703-00-6906	0000	DISABILITY INSURANCE	140	91	127	154		27	121%
100-70-703-00-6907	0000	LIFE INSURANCE	33	22	32	33		1	103%
100-70-703-00-6908	0000	HEALTH INSURANCE	30,000	24,906	34,681	25,051		(9,630)	72%
100-70-703-00-6908	0000	PERS BENEFIT EQUALIZATION FUND	2,455	1,770	2,978	2,817		(161)	95%
		<b>TOTAL OTHER PAYROLL EXPENSE</b>	<b>43,082</b>	<b>35,098</b>	<b>51,876</b>	<b>41,092</b>		<b>(10,784)</b>	
		<b>TOTAL PERSONNEL SERVICES</b>	<b>89,922</b>	<b>74,071</b>	<b>106,018</b>	<b>106,602</b>		<b>584</b>	
		<b>MATERIALS &amp; SERVICES</b>							
100-70-703-00-7210	0000	OTHER CONTRACTED SERVICES	0	200	3,381	3,247		(134)	96%
100-70-703-00-8004	0000	EQUIPMENT FUEL	1,294	794	1,193	782		(411)	66%
100-70-703-00-8005	0000	GROUND'S MAINTENANCE SUPPLIES	2,063	2,785	1,928	1,593		(335)	83%
100-70-703-00-8508	0000	EQUIPMENT REPAIR	1,985	1,756	2,250	1,855		(395)	82%
100-70-703-00-8805	0000	OTHER MINOR EQUIPMENT <\$5000	65	231	265	246		(19)	93%
100-70-703-00-8807	0000	TOOLS <\$5000	0	0	65	83		18	128%
		<b>TOTAL MATERIAL &amp; SERVICES</b>	<b>5,407</b>	<b>5,765</b>	<b>9,082</b>	<b>7,806</b>		<b>(1,276)</b>	
		<b>TOTAL EXPENDITURES</b>	<b>95,329</b>	<b>79,836</b>	<b>115,100</b>	<b>114,408</b>			
		<b>TOTAL GROUND'S MAINTENANCE</b>	<b>95,329</b>	<b>79,836</b>	<b>115,100</b>	<b>114,408</b>			<b>1.2%</b>

COLUMBIA GORGE COMMUNITY COLLEGE

Account Number	Prj	Description	Actual 2014-15	Actual 2015-16	Adjusted 2016-17	Proposed 2017-18	% of T Bgt	\$Chg Incr(Decr)	% of Prior Bgt
<b>CUSTODIAL SERVICES</b>									
<b>PERSONNEL SERVICES</b>									
<b>SALARY EXPENSE</b>									
100-70-704-00-6301	0000	FULL TIME CLASSIFIED WAGES	178,064	169,784	172,016	184,017	12,001	12,001	107%
<b>TOTAL SALARY EXPENSE</b>			<b>178,064</b>	<b>169,784</b>	<b>172,016</b>	<b>184,017</b>		<b>12,001</b>	
<b>OTHER PAYROLL EXPENSE</b>									
100-70-704-00-6901	0000	SOCIAL SECURITY	13,323	12,685	13,159	14,587	1,428	1,428	111%
100-70-704-00-6902	0000	WORKERS' COMPENSATION INS	5,809	5,506	13,949	5,128	(8,821)	(8,821)	37%
100-70-704-00-6903	0000	STATE WORKERS BENEFIT FUND	171	155	206	160	(46)	(46)	78%
100-70-704-00-6904	0000	UNEMPLOYMENT INSURANCE	3,146	2,819	2,924	3,312	388	388	113%
100-70-704-00-6905	0000	PERS	16,877	16,752	15,338	19,835	4,497	4,497	129%
100-70-704-00-6906	0000	DISABILITY INSURANCE	415	394	385	432	47	47	112%
100-70-704-00-6907	0000	LIFE INSURANCE	96	91	87	90	3	3	104%
100-70-704-00-6908	0000	HEALTH INSURANCE	77,378	79,143	86,225	68,717	(17,508)	(17,508)	80%
100-70-704-00-6951	0000	PERS BENEFIT EQUALIZATION FUND	9,886	7,661	9,461	7,913	(1,548)	(1,548)	84%
<b>TOTAL OTHER PAYROLL EXPENSE</b>			<b>127,101</b>	<b>125,206</b>	<b>141,734</b>	<b>120,175</b>		<b>(21,559)</b>	
<b>TOTAL PERSONNEL SERVICES</b>			<b>305,165</b>	<b>294,990</b>	<b>313,750</b>	<b>304,192</b>		<b>(9,558)</b>	
<b>MATERIALS &amp; SERVICES</b>									
100-70-704-00-8002	0000	CLEANING SUPPLIES	19,425	12,717	12,779	13,011	232	232	102%
100-70-704-00-8003	0000	CUSTODIAL DISPOSABLES	749	6,021	7,373	7,978	605	605	108%
100-70-704-00-8508	0000	EQUIPMENT REPAIR	484	0	192	181	(11)	(11)	94%
100-70-704-00-8805	0000	OTHER MINOR EQUIPMENT <\$5000	361	0	224	251	27	27	112%
<b>TOTAL MATERIAL &amp; SERVICES</b>			<b>21,019</b>	<b>18,738</b>	<b>20,568</b>	<b>21,421</b>		<b>853</b>	
<b>TOTAL EXPENDITURES</b>			<b>326,184</b>	<b>313,728</b>	<b>334,318</b>	<b>325,613</b>		<b>(8,705)</b>	
<b>TOTAL CUSTODIAL SERVICES</b>			<b>326,184</b>	<b>313,728</b>	<b>334,318</b>	<b>325,613</b>			<b>3.5%</b>

COLUMBIA GORGE COMMUNITY COLLEGE

Account Number	Prj	Description	Actual 2014-15	Actual 2015-16	Adjusted 2016-17	Proposed 2017-18	% of T Bgt	\$Chg Incr(Decr)	% of Prior Bgt
<b>UTILITIES</b>									
<b>MATERIALS &amp; SERVICES</b>									
100-70-705-00-8401	0000	UTILITIES/ELECTRIC	186,707	174,676	161,581	170,457		8,876	105%
100-70-705-00-8402	0000	UTILITIES/NATURAL GAS	17,820	11,731	20,915	18,894		(2,021)	90%
100-70-705-00-8404	0000	UTILITIES/WATER & SEWER	44,189	43,873	51,539	49,758		(1,781)	97%
<b>TOTAL MATERIAL &amp; SERVICES</b>			<b>248,716</b>	<b>230,280</b>	<b>234,035</b>	<b>239,109</b>		<b>5,074</b>	
<b>TOTAL EXPENDITURES</b>			<b>248,716</b>	<b>230,280</b>	<b>234,035</b>	<b>239,109</b>		<b>5,074</b>	
<b>TOTAL UTILITIES</b>			<b>248,716</b>	<b>230,280</b>	<b>234,035</b>	<b>239,109</b>	<b>2.5%</b>		

COLUMBIA GORGE COMMUNITY COLLEGE

Account Number	Prj	Description	Actual 2014-15	Actual 2015-16	Adjusted 2016-17	Proposed 2017-18	% of T Bgt	\$Chg Incr(Decr)	% of Prior Bgt
<b>CONTINGENCY</b>									
100-90-911-00-9801	0000	CONTINGENCY	0	0	220,000	220,000	0	0	100%
<b>TOTAL EXPENDITURES</b>			<b>0</b>	<b>0</b>	<b>220,000</b>	<b>220,000</b>		<b>0</b>	
<b>TOTAL CONTINGENCY</b>			<b>0</b>	<b>0</b>	<b>220,000</b>	<b>220,000</b>	<b>2.3%</b>		
<b>DEBT SERVICE</b>									
100-00-921-00-9775	0000	HOOD RIVER PROP PRINCIPAL PMT	85,000	0	0	0	0	0	na
100-00-921-00-9776	0000	HOOD RIVER PROP INT EXP	39,160	36,823	34,430	31,955		(2,475)	93%
<b>TOTAL EXPENDITURES</b>			<b>124,160</b>	<b>36,823</b>	<b>34,430</b>	<b>31,955</b>		<b>(2,475)</b>	
<b>TOTAL DEBT SERVICE</b>			<b>124,160</b>	<b>36,823</b>	<b>34,430</b>	<b>31,955</b>	<b>0.3%</b>		
<b>TRANSFERS</b>									
100-00-931-00-9904	0000	TRANSFER TO RESERVE FUND-FACILITIES	0	0	222,200	0		(222,200)	na
100-00-931-00-9906	0000	TRANSFER TO CO-CURRICULAR ACTIV FUND	5,000	5,000	5,000	5,000		0	100%
100-00-931-00-9907	0000	TRANSFER TO RESERVE FUND-GENERAL OPERATIONS	0	0	290,669	180,000		(110,669)	62%
100-00-931-00-9909	0000	TRANSFER TO GORGE SCHOLARS	55,803	28,483	75,000	80,000		5,000	107%
100-00-931-00-9910	0000	TRANSFER TO FEDERAL STUDENT AID	18,256	13,828	12,750	12,750		0	100%
100-00-931-00-9912	0000	TRANSFER TO GRANT FUND	0	42,315	0	0		0	na
<b>TOTAL EXPENDITURES</b>			<b>79,059</b>	<b>89,626</b>	<b>605,619</b>	<b>277,750</b>		<b>(327,869)</b>	
<b>TOTAL TRANSFERS</b>			<b>79,059</b>	<b>89,626</b>	<b>605,619</b>	<b>277,750</b>	<b>2.9%</b>	<b>(327,869)</b>	

# SPECIAL FUNDS

COLUMBIA GORGE COMMUNITY COLLEGE

Account Number	Prj	Description	Actual 2014-15	Actual 2015-16	Adjusted 2016-17	Proposed 2017-18	% of T Bgt	\$Chg Incr(Decr)	% of Prior Bgt
<b>US ED TITLE III GRANT</b>									
<b>RESOURCES</b>									
105-00-103-00-3000	0000	PRIOR YEAR FUND BALANCE	0	0	0	0		0	na
105-00-103-00-4028	0000	US ED TITLE III	406,009	111,098	0	0		0	na
<b>TOTAL RESOURCES</b>			<b>406,009</b>	<b>111,098</b>	<b>0</b>	<b>0</b>		<b>0</b>	
<b>REQUIREMENTS</b>									
<b>PERSONNEL SERVICES</b>									
<b>SALARY EXPENSE</b>									
105-50-103-00-6105	0000	DIRECTOR SALARIES	35,831	7,261	0	0		0	na
105-50-103-00-6107	0000	FT PROFESSIONAL SUPPORT SALARIES	36,119	7,800	0	0		0	na
105-50-103-00-6108	0000	PT PROFESSIONAL SUPPORT SALARIES	25,747	6,437	0	0		0	na
105-50-103-00-6301	0000	FT CLASSIFIED WAGES	26,566	5,354	0	0		0	na
105-50-103-00-6801	0000	EMPLOYEE TAXABLE ALLOWANCE	695	158	0	0		0	na
<b>TOTAL SALARY EXPENSE</b>			<b>124,958</b>	<b>27,009</b>	<b>0</b>	<b>0</b>		<b>0</b>	
<b>OTHER PAYROLL EXPENSE</b>									
105-50-103-00-6901	0000	SOCIAL SECURITY	9,113	1,947	0	0		0	na
105-50-103-00-6902	0000	WORKERS' COMPENSATION INS	585	143	0	0		0	na
105-50-103-00-6903	0000	STATE WORKERS BENEFIT FUND	86	18	0	0		0	na
105-50-103-00-6904	0000	UNEMPLOYMENT INSURANCE	1,788	391	0	0		0	na
105-50-103-00-6905	0000	PERS	11,921	2,665	0	0		0	na
105-50-103-00-6906	0000	DISABILITY INSURANCE	231	50	0	0		0	na
105-50-103-00-6907	0000	LIFE INSURANCE	37	8	0	0		0	na
105-50-103-00-6908	0000	HEALTH INSURANCE	29,228	6,709	0	0		0	na
105-50-103-00-6951	0000	PERS EQUALIZATION FUND	6,944	1,413	0	0		0	na
<b>TOTAL OTHER PAYROLL EXPENSE</b>			<b>59,933</b>	<b>13,344</b>	<b>0</b>	<b>0</b>		<b>0</b>	
<b>TOTAL PERSONNEL SERVICES</b>			<b>184,891</b>	<b>40,353</b>	<b>0</b>	<b>0</b>		<b>0</b>	
<b>MATERIALS &amp; SERVICES</b>									
105-50-103-00-7102	0000	COLLEGE PROMOTIONAL MATERIALS	351	0	0	0		0	na
105-50-103-00-7209	0000	MAINTENANCE CONTRACTS	0	0	0	0		0	na
105-50-103-00-7210	0000	OTHER CONTRACTED SERVICES	37,044	11,050	0	0		0	na
105-50-103-00-7213	0000	SOFTWARE & LICENSES	71,830	50,602	0	0		0	na
105-50-103-00-7510	0000	POSTAGE	304	125	0	0		0	na
105-50-103-00-7521	0000	SHIPPING & FREIGHT	0	0	0	0		0	na
105-50-103-00-7601	0000	PRINTING & DUPLICATING	3,144	2,653	0	0		0	na
105-50-103-00-7631	0000	COLLEGE MARKETING PRINTING	0	0	0	0		0	na
105-50-103-00-7901	0000	SUBSCRIPTIONS	237	0	0	0		0	na
105-50-103-00-8009	0000	OFFICE SUPPLIES	747	2,771	0	0		0	na

COLUMBIA GORGE COMMUNITY COLLEGE

Account Number	Prj	Description	Actual 2014-15	Actual 2015-16	Adjusted 2016-17	Proposed 2017-18	% of T Bgt	\$Chg Incr(Decr)	% of Prior Bgt
105-50-103-00-8011	0000	REFERENCE MATERIALS		0	0	0		0	na
105-50-103-00-8201	0000	CONFERENCE FEES	1,463	730	0	0		0	na
105-50-103-00-8205	0000	EMPLOYEE TRAVEL	6,918	1,082	0	0		0	na
105-50-103-00-8209	0000	FOOD & REFRESHMENTS	681	0	0	0		0	na
103-00-000-00-8512	0000	GIFTS EXPENSE			0	0		0	na
105-50-103-00-8515	0000	MEETING & CONFERENCE EXPENSE	0	1,101	0	0		0	na
105-50-103-00-8516	0000	MEMBERSHIP FEES & DUES	2,000	632	0	0		0	na
105-50-103-00-8550	0000	PASS THROUGH PAYMENT	61,681	0	0	0		0	na
105-50-103-00-8801	0000	FURNITURE <\$5000		0	0	0		0	na
105-50-103-00-8802	0000	INFO TECH EQUIPMENT <\$5000	22,734	0	0	0		0	na
105-50-103-00-8803	0000	INSTRUCTIONAL EQUIPMENT <\$5000	0	0	0	0		0	na
		<b>TOTAL MATERIAL &amp; SERVICES</b>	<b>209,134</b>	<b>70,745</b>	<b>0</b>	<b>0</b>		<b>0</b>	<b>0</b>
		<b>CAPITAL OUTLAY</b>							
105-50-103-00-9572	0000	INFO TECH EQUIPMENT >\$5000	11,985	0	0	0		0	na
105-50-103-00-9573	0000	INSTRUCTIONAL EQUIPMENT >\$5000	0	0	0	0		0	na
		<b>TOTAL CAPITAL OUTLAY</b>	<b>11,985</b>	<b>0</b>	<b>0</b>	<b>0</b>		<b>0</b>	<b>0</b>
		<b>TOTAL EXPENDITURES</b>	<b>406,010</b>	<b>111,098</b>	<b>0</b>	<b>0</b>		<b>0</b>	<b>0</b>
105-00-103-00-3000	0000	UNAPPROPRIATED ENDING FUND BALANCE	(1)	0	0	0		0	
		<b>TOTAL REQUIREMENTS</b>	<b>406,010</b>	<b>111,098</b>	<b>0</b>	<b>0</b>		<b>0</b>	<b>0</b>
		<b>TOTAL RESOURCES LESS REQUIREMENTS</b>	<b>(1)</b>	<b>0</b>	<b>0</b>	<b>0</b>		<b>0</b>	<b>0</b>

COLUMBIA GORGE COMMUNITY COLLEGE

Account Number	Prj	Description	Actual 2014-15	Actual 2015-16	Adjusted 2016-17	Proposed 2017-18	% of T Bgt	\$Chg Incr(Decr)	% of Prior Bgt
<b>HEALTH OCCUPATIONS CUSTOMIZED TRAINING</b>									
<b>RESOURCES</b>									
105-00-216-00-3000	0000	PRIOR YEAR FUND BALANCE	2,790	6,214	0	0		0	na
105-00-216-00-4559	0000	TESTING FEES	560	645	0	0		0	na
105-00-216-00-4703	0000	CUSTOMIZED TRAINING REVENUE	22,611	45,744	0	0		0	na
		<b>TOTAL RESOURCES</b>	<b>25,961</b>	<b>52,603</b>	<b>0</b>	<b>0</b>		<b>0</b>	
<b>REQUIREMENTS</b>									
<b>PERSONNEL SERVICES</b>									
<b>SALARY EXPENSE</b>									
105-00-216-00-6421	0000	PART TIME INSTRUCTOR WAGES	7,416	18,453	0	0		0	na
105-00-216-00-6441	0000	CURRICULUM DEVELOPMENT WAGES	0	0	0	0		0	na
105-00-216-00-6442	0000	SPECIAL PROJECT WAGES	439	2,409	0	0		0	na
		<b>TOTAL SALARY EXPENSE</b>	<b>7,855</b>	<b>20,862</b>	<b>0</b>	<b>0</b>		<b>0</b>	
<b>OTHER PAYROLL EXPENSE</b>									
105-00-216-00-6901	0000	SOCIAL SECURITY	606	1,596	0	0		0	na
105-00-216-00-6902	0000	WORKERS' COMPENSATION INS	38	111	0	0		0	na
105-00-216-00-6903	0000	STATE WORKERS BENEFIT FUND	4	19	0	0		0	na
105-00-216-00-6904	0000	UNEMPLOYMENT INSURANCE	140	355	0	0		0	na
105-00-216-00-6905	0000	PERS	646	885	0	0		0	na
105-00-216-00-6951	0000	PERS EQUALIZATION FUND	396	454	0	0		0	na
		<b>TOTAL OTHER PAYROLL EXPENSE</b>	<b>1,830</b>	<b>3,420</b>	<b>0</b>	<b>0</b>		<b>0</b>	
		<b>TOTAL PERSONNEL SERVICES</b>	<b>9,685</b>	<b>24,282</b>	<b>0</b>	<b>0</b>		<b>0</b>	
<b>MATERIALS &amp; SERVICES</b>									
105-00-216-00-7206	0000	INSTRUCTIONAL CONTRACTED SERVICES	1,720	1,247	0	0		0	na
105-00-216-00-7521	0000	SHIPPING & FREIGHT	157	15	0	0		0	na
105-00-216-00-8006	0000	INSTRUCTIONAL SUPPLIES	8,130	5,555	0	0		0	na
105-00-216-00-8205	0000	EMPLOYEE TRAVEL	0	0	0	0		0	na
105-00-216-00-8509	0000	FOOD & REFRESHMENTS	55	151	0	0		0	na
		<b>TOTAL MATERIAL &amp; SERVICES</b>	<b>10,062</b>	<b>6,967</b>	<b>0</b>	<b>0</b>		<b>0</b>	
		<b>TOTAL EXPENDITURES</b>	<b>19,747</b>	<b>31,249</b>	<b>0</b>	<b>0</b>		<b>0</b>	
105-00-216-00-3000	0000	UNAPPROPRIATED ENDING FUND BALANCE	6,214	21,354	0	0		0	
		<b>TOTAL REQUIREMENTS</b>	<b>19,747</b>	<b>31,249</b>	<b>0</b>	<b>0</b>		<b>0</b>	
		<b>TOTAL RESOURCES LESS REQUIREMENTS</b>	<b>6,214</b>	<b>21,354</b>	<b>0</b>	<b>0</b>		<b>0</b>	



COLUMBIA GORGE COMMUNITY COLLEGE

Account Number	Prj	Description	Actual 2014-15	Actual 2015-16	Adjusted 2016-17	Proposed 2017-18	% of T Bgt	\$Chg Incr(Decr)	% of Prior Bgt
<b>NSF ATE-PROJECTS GRANT</b>									
<b>RESOURCES</b>									
105-00-224-00-3000	0000	PRIOR YEAR FUND BALANCE	0	0	0	0		0	na
105-00-224-00-4061	0000	NSF ATE-PROJECTS REVENUE	0	0	99,837	99,557		(280)	100%
<b>TOTAL RESOURCES</b>			<b>0</b>	<b>0</b>	<b>99,837</b>	<b>99,557</b>		<b>(280)</b>	
<b>REQUIREMENTS</b>									
<b>PERSONNEL SERVICES</b>									
<b>SALARY EXPENSE</b>									
105-12-224-00-6401	0000	FULL TIME INSTRUCTOR WAGES	0	0	14,470	14,976		506	103%
105-12-224-00-6441	0000	CURRICULUM DEVELOPMENT WAGES	0	0	21,043	21,288		245	101%
<b>TOTAL SALARY EXPENSE</b>			<b>0</b>	<b>0</b>	<b>35,513</b>	<b>36,264</b>		<b>751</b>	
<b>OTHER PAYROLL EXPENSE</b>									
105-12-224-00-6901	0000	SOCIAL SECURITY	0	0	2,096	2,096		0	100%
105-12-224-00-6902	0000	WORKERS' COMPENSATION INS	0	0	240	240		0	100%
105-12-224-00-6903	0000	STATE WORKERS BENEFIT FUND	0	0	8	9		1	113%
105-12-224-00-6904	0000	UNEMPLOYMENT INSURANCE	0	0	391	390		(1)	100%
105-12-224-00-6905	0000	PERS	0	0	3,376	3,476		100	103%
105-12-224-00-6906	0000	DISABILITY INSURANCE	0	0	8	8		0	100%
105-12-224-00-6907	0000	LIFE INSURANCE	0	0	100	200		100	200%
105-12-224-00-6908	0000	HEALTH INSURANCE	0	0	4,456	4,456		0	100%
105-12-224-00-6951	0000	PERS EQUALIZATION FUND	0	0	100	200		100	200%
<b>TOTAL OTHER PAYROLL EXPENSE</b>			<b>0</b>	<b>0</b>	<b>10,775</b>	<b>11,075</b>		<b>300</b>	
<b>TOTAL PERSONNEL SERVICES</b>			<b>0</b>	<b>0</b>	<b>46,288</b>	<b>47,339</b>		<b>1,051</b>	
<b>MATERIALS &amp; SERVICES</b>									
105-12-224-00-7210	0000	OTHER CONTRACTED SERVICES	0	0	29,527	30,094		567	102%
105-12-224-00-8009	0000	INSTRUCTIONAL SUPPLIES	0	0	2,000	2,000		0	100%
105-12-224-00-8205	0000	EMPLOYEE TRAVEL	0	0	8,000	8,000		0	100%
105-12-224-00-8513	0000	FOOD & REFRESHMENTS	0	0	13,022	11,124		(1,898)	85%
105-12-224-00-8515	0000	MEETING & CONFERENCE EXPENSE	0	0	1,000	1,000		0	100%
<b>TOTAL MATERIAL &amp; SERVICES</b>			<b>0</b>	<b>0</b>	<b>53,549</b>	<b>52,218</b>		<b>(1,331)</b>	
<b>TOTAL EXPENDITURES</b>			<b>0</b>	<b>0</b>	<b>99,837</b>	<b>99,557</b>		<b>(280)</b>	
105-00-224-00-3000	0000	UNAPPROPRIATED ENDING FUND BALANCE	0	0	0	0		0	
<b>TOTAL REQUIREMENTS</b>			<b>0</b>	<b>0</b>	<b>99,837</b>	<b>99,557</b>		<b>(280)</b>	
<b>TOTAL RESOURCES LESS REQUIREMENTS</b>			<b>0</b>	<b>0</b>	<b>0</b>	<b>0</b>		<b>0</b>	

COLUMBIA GORGE COMMUNITY COLLEGE

Account Number	Prj	Description	Actual 2014-15	Actual 2015-16	Adjusted 2016-17	Proposed 2017-18	% of T Bgt	\$Chg Incr(Decr)	% of Prior Bgt
<b>CUSTOMIZED TRAINING</b>									
<b>RESOURCES</b>									
105-00-225-00-3000	0000	PRIOR YEAR FUND BALANCE	87,844	30,496	0	0		0	na
105-00-225-00-4552	0000	APPLICATION FEES	0	65	0	0		0	na
105-00-225-00-4559	0000	TESTING FEES	1,068	0	0	0		0	na
105-00-225-00-4703	0000	CUSTOMIZED TRAINING REVENUE	66,499	29,249	0	0		0	na
<b>TOTAL RESOURCES</b>			<b>155,411</b>	<b>59,810</b>	<b>0</b>	<b>0</b>		<b>0</b>	
<b>REQUIREMENTS</b>									
<b>PERSONNEL SERVICES</b>									
<b>SALARY EXPENSE</b>									
105-00-225-00-6107	0000	FT PROFESSIONAL SUPPORT SALARIES	0	23,878	0	0		0	na
105-00-225-00-6108	0000	PT PROFESSIONAL SUPPORT SALARIES	1,287	0	0	0		0	na
105-00-225-00-6421	0000	PART TIME INSTRUCTOR WAGES	3,695	225	0	0		0	na
105-00-225-00-6441	0000	CURRICULUM DEVELOPMENT WAGES	0	0	0	0		0	na
105-00-225-00-6442	0000	SPECIAL PROJECT WAGES	0	2,010	0	0		0	na
105-00-225-00-6801	0000	EMPLOYEE TAXABLE ALLOWANCE	0	496	0	0		0	na
		CONFIDENTIAL EMPL WAGES	0	0	0	0		0	na
<b>TOTAL SALARY EXPENSE</b>			<b>4,982</b>	<b>26,609</b>	<b>0</b>	<b>0</b>		<b>0</b>	
<b>OTHER PAYROLL EXPENSE</b>									
105-00-225-00-6901	0000	SOCIAL SECURITY	367	2,341	0	0		0	na
105-00-225-00-6902	0000	WORKERS' COMPENSATION INS	23	169	0	0		0	na
105-00-225-00-6903	0000	STATE WORKERS BENEFIT FUND	3	19	0	0		0	na
105-00-225-00-6904	0000	UNEMPLOYMENT INSURANCE	86	344	0	0		0	na
105-00-225-00-6905	0000	PERS	101	3,395	0	0		0	na
105-00-225-00-6906	0000	DISABILITY INSURANCE	0	56	0	0		0	na
105-00-225-00-6907	0000	LIFE INSURANCE	0	8	0	0		0	na
105-00-225-00-6908	0000	HEALTH INSURANCE	0	8,549	0	0		0	na
105-00-225-00-6951	0000	PERS EQUALIZATION FUND	62	1,101	0	0		0	na
<b>TOTAL OTHER PAYROLL EXPENSE</b>			<b>642</b>	<b>15,983</b>	<b>0</b>	<b>0</b>		<b>0</b>	
<b>TOTAL PERSONNEL SERVICES</b>			<b>5,624</b>	<b>42,593</b>	<b>0</b>	<b>0</b>		<b>0</b>	
<b>MATERIALS &amp; SERVICES</b>									
105-00-225-00-7206	0000	INSTRUCTIONAL CONTRACTED SERVICES	50,966	14,317	0	0		0	na
105-00-225-00-7210	0000	OTHER CONTRACTED SERVICES	2,113	460	0	0		0	na
105-00-225-00-7213	0000	SOFTWARE & LICENSES	0	0	0	0		0	na
105-00-225-00-7510	0000	POSTAGE	1	0	0	0		0	na
105-00-225-00-7521	0000	SHIPPING & FREIGHT	29	0	0	0		0	na
105-00-225-00-7601	0000	PRINTING & DUPLICATING	412	924	0	0		0	na

COLUMBIA GORGE COMMUNITY COLLEGE

Account Number	Prj	Description	Actual 2014-15	Actual 2015-16	Adjusted 2016-17	Proposed 2017-18	% of T Bgt	\$Chg Incr(Decr)	% of Prior Bgt
105-00-225-00-7901	0000	SUBSCRIPTIONS	1,400	0	0	0		0	na
105-00-225-00-8006	0000	INSTRUCTIONAL SUPPLIES	1,996	574	0	0		0	na
105-00-225-00-8009	0000	OFFICE SUPPLIES	0	6	0	0		0	na
105-00-225-00-8201	0000	CONFERENCE FEES	987	0	0	0		0	na
105-00-225-00-8205	0000	EMPLOYEE TRAVEL	1,298	651	0	0		0	na
105-00-225-00-8509	0000	FOOD & REFRESHMENTS	0	0	0	0		0	na
105-00-225-00-8515	0000	MEETING & CONFERENCE EXPENSE	0	0	0	0		0	na
105-00-225-00-8516	0000	MEMBERSHIP FEES & DUES	90	500	0	0		0	na
105-00-225-00-8803	0000	INSTRUCTIONAL EQUIPMENT <\$5000	0	0	0	0		0	na
		<b>TOTAL MATERIAL &amp; SERVICES</b>	<b>59,292</b>	<b>17,432</b>	<b>0</b>	<b>0</b>		<b>0</b>	
<b>TRANSFERS</b>									
105-00-225-00-9901	0000	TRANSFER TO GENERAL FUND	60,000	0	0	0		0	na
		<b>TOTAL TRANSFERS</b>	<b>60,000</b>	<b>0</b>	<b>0</b>	<b>0</b>		<b>0</b>	
		<b>TOTAL EXPENDITURES</b>	<b>124,916</b>	<b>60,025</b>	<b>0</b>	<b>0</b>		<b>0</b>	
105-00-225-00-3000	0000	UNAPPROPRIATED ENDING FUND BALANCE	30,495	(215)	0	0		0	
		<b>TOTAL REQUIREMENTS</b>	<b>124,916</b>	<b>60,025</b>	<b>0</b>	<b>0</b>		<b>0</b>	
		<b>TOTAL RESOURCES LESS REQUIREMENTS</b>	<b>30,495</b>	<b>(215)</b>	<b>0</b>	<b>0</b>		<b>0</b>	

COLUMBIA GORGE COMMUNITY COLLEGE

Account Number	Prj	Description	Actual 2014-15	Actual 2015-16	Adjusted 2016-17	Proposed 2017-18	% of T Bgt	\$Chg Incr(Decr)	% of Prior Bgt
<b>SBDC LOCAL</b>									
<b>RESOURCES</b>									
105-00-226-00-3000	0000	PRIOR YEAR FUND BALANCE	0	0	5,000	5,000		5,000	na
105-00-226-00-4317	0000	MISC LOCAL	0	5,000	0	5,000		5,000	
<b>TOTAL RESOURCES</b>			<b>0</b>	<b>5,000</b>	<b>5,000</b>	<b>10,000</b>		<b>5,000</b>	
<b>REQUIREMENTS</b>									
<b>PERSONNEL SERVICES</b>									
<b>SALARY EXPENSE</b>									
105-40-226-00-6105	0000	DIRECTOR SALARIES	0	0	0	0		0	na
105-40-226-00-6801	0000	EMPLOYEE TAXABLE ALLOWANCE	0	0	990	0		(990)	na
<b>TOTAL SALARY EXPENSE</b>			<b>0</b>	<b>0</b>	<b>990</b>	<b>0</b>		<b>(990)</b>	na
<b>OTHER PAYROLL EXPENSE</b>									
105-40-226-00-6901	0000	SOCIAL SECURITY	0	0	144	0		(144)	na
105-40-226-00-6902	0000	WORKERS' COMPENSATION INS	0	0	14	0		(14)	na
105-40-226-00-6903	0000	STATE WORKERS BENEFIT FUND	0	0	34	0		(34)	na
105-40-226-00-6904	0000	UNEMPLOYMENT INSURANCE	0	0	32	0		(32)	na
105-40-226-00-6905	0000	PERS	0	0	158	0		(158)	na
105-40-226-00-6906	0000	DISABILITY INSURANCE	0	0	507	0		(507)	na
105-40-226-00-6907	0000	LIFE INSURANCE	0	0	0	0		0	na
105-40-226-00-6908	0000	HEALTH INSURANCE	0	0	0	0		0	na
105-40-226-00-6951	0000	PERS EQUALIZATION FUND	0	0	26	0		(26)	na
<b>TOTAL OTHER PAYROLL EXPENSE</b>			<b>0</b>	<b>0</b>	<b>915</b>	<b>0</b>		<b>(889)</b>	
<b>TOTAL PERSONNEL SERVICES</b>			<b>0</b>	<b>0</b>	<b>1,905</b>	<b>0</b>		<b>(1,879)</b>	
<b>MATERIALS &amp; SERVICES</b>									
105-40-226-00-8009	0000	OFFICE SUPPLIES	0	0	0	5,000		5,000	na
105-40-226-00-8205	0000	EMPLOYEE TRAVEL	0	0	3,095	5,000		1,905	162%
105-40-226-00-8517	0000	EQUIPMENT REPAIR	0	0	0	0		0	na
<b>TOTAL MATERIAL &amp; SERVICES</b>			<b>0</b>	<b>0</b>	<b>3,095</b>	<b>10,000</b>		<b>6,905</b>	
<b>TOTAL EXPENDITURES</b>			<b>0</b>	<b>0</b>	<b>5,000</b>	<b>10,000</b>		<b>5,026</b>	
105-00-226-00-3000	0000	UNAPPROPRIATED ENDING FUND BALANCE	0	5,000	0	0		(26)	
<b>TOTAL REQUIREMENTS</b>			<b>0</b>	<b>0</b>	<b>5,000</b>	<b>10,000</b>		<b>5,000</b>	
<b>TOTAL RESOURCES LESS REQUIREMENTS</b>			<b>0</b>	<b>(5,000)</b>	<b>0</b>	<b>0</b>		<b>26</b>	

COLUMBIA GORGE COMMUNITY COLLEGE

Account Number	Prj	Description	Actual 2014-15	Actual 2015-16	Adjusted 2016-17	Proposed 2017-18	% of T Bgt	\$Chg Incr(Decr)	% of Prior Bgt
<b>SBDC PROGRAM INCOME</b>									
<b>RESOURCES</b>									
105-00-227-00-3000	0000	PRIOR YEAR FUND BALANCE	16,501	21,920	25,000	39,000		14,000	156%
105-00-227-00-4411	0000	NON-CREDIT TUITION	11,698	3,262	8,000	2,000		(6,000)	25%
105-00-227-00-4501	0000	INSTRUCTIONAL FEES	0	0	600	7,500		6,900	1250%
105-00-227-00-4502	0000	MATERIALS FEES	0	0	0	0		0	na
105-00-227-00-4705	0000	KITCHEN USE FEE	1,534	4,504	5,500	0		(5,500)	na
		<b>TOTAL RESOURCES</b>	<b>29,733</b>	<b>29,686</b>	<b>39,100</b>	<b>48,500</b>		<b>9,400</b>	
<b>REQUIREMENTS</b>									
<b>PERSONNEL SERVICES</b>									
<b>SALARY EXPENSE</b>									
105-14-227-00-6108	0000	PT PROFESSIONAL SUPPORT SALARIES	4,971	0	0	0		0	na
105-14-227-00-6801	0000	EMPLOYEE TAXABLE ALLOWANCE	0	0	0	0		0	na
		<b>TOTAL SALARY EXPENSE</b>	<b>4,971</b>	<b>0</b>	<b>0</b>	<b>0</b>		<b>0</b>	
<b>OTHER PAYROLL EXPENSE</b>									
105-14-227-00-6901	0000	SOCIAL SECURITY	380	0	0	0		0	na
105-14-227-00-6902	0000	WORKERS' COMPENSATION INS	24	0	0	0		0	na
105-14-227-00-6903	0000	STATE WORKERS BENEFIT FUND	3	0	0	0		0	na
105-14-227-00-6904	0000	UNEMPLOYMENT INSURANCE	90	0	0	0		0	na
		<b>TOTAL OTHER PAYROLL EXPENSE</b>	<b>497</b>	<b>0</b>	<b>0</b>	<b>0</b>		<b>0</b>	
		<b>TOTAL PERSONNEL SERVICES</b>	<b>5,468</b>	<b>0</b>	<b>0</b>	<b>0</b>		<b>0</b>	
<b>MATERIALS &amp; SERVICES</b>									
105-14-227-00-7114	0000	PROGRAM ADVERTISING & PROMOTIONS	0	188	2,500	2,500		0	100%
105-14-227-00-7206	0000	INSTRUCTIONAL CONTRACTED SERVICES	75	0	3,000	4,000		1,000	133%
105-14-227-00-7210	0000	OTHER CONTRACTED SERVICES	0	0	8,000	9,000		1,000	113%
105-14-227-00-7213	0000	SOFTWARE & LICENSES	0	0	2,000	2,000		0	100%
105-14-227-00-7510	0000	POSTAGE	0	4	0	0		0	na
105-14-227-00-7802	0000	GRANT SCHOLARSHIPS	1,250	2,204	3,000	4,000		1,000	133%
105-14-227-00-7901	0000	SUBSCRIPTIONS	0	0	300	300		0	100%
105-14-227-00-8006	0000	INSTRUCTIONAL SUPPLIES	130	0	7,200	7,500		300	104%
105-14-227-00-8009	0000	OFFICE SUPPLIES	0	0	0	375		375	na
105-14-227-00-8201	0000	CONFERENCE FEES	0	0	200	2,000		1,800	1000%
105-14-227-00-8205	0000	EMPLOYEE TRAVEL	495	99	4,078	8,000		3,922	196%
105-14-227-00-8508	0000	EQUIPMENT REPAIR	0	0	2,000	2,000		0	100%
105-14-227-00-8509	0000	FOOD & REFRESHMENTS	0	64	122	125		3	102%
105-14-227-00-8516	0000	MEMBERSHIP FEES & DUES	395	0	500	500		0	100%
105-14-227-00-8803	0000	INSTRUCTIONAL EQUIPMENT <\$5000	0	0	1,100	1,100		0	100%

COLUMBIA GORGE COMMUNITY COLLEGE

Account Number	Prj	Description	Actual 2014-15	Actual 2015-16	Adjusted 2016-17	Proposed 2017-18	% of T Bgt	\$Chg Incr(Decr)	% of Prior Bgt
105-14-227-00-8805	0000	OTHER MINOR EQUIPMENT <\$5000	0	0	5,100	5,100		0	100%
		<b>TOTAL MATERIAL &amp; SERVICES</b>	<b>2,345</b>	<b>2,560</b>	<b>39,100</b>	<b>48,500</b>		<b>9,400</b>	
		<b>TOTAL EXPENDITURES</b>	<b>7,813</b>	<b>2,560</b>	<b>39,100</b>	<b>48,500</b>		<b>9,400</b>	
105-00-227-00-3000	0000	UNAPPROPRIATED ENDING FUND BALANCE	21,920	27,127	0	0		0	
		<b>TOTAL REQUIREMENTS</b>	<b>7,813</b>	<b>2,560</b>	<b>39,100</b>	<b>48,500</b>		<b>9,400</b>	
		<b>TOTAL RESOURCES LESS REQUIREMENTS</b>	<b>21,920</b>	<b>27,127</b>	<b>0</b>	<b>0</b>		<b>0</b>	

COLUMBIA GORGE COMMUNITY COLLEGE

Account Number	Prj	Description	Actual 2014-15	Actual 2015-16	Adjusted 2016-17	Proposed 2017-18	% of T Bgt	\$Chg Incr(Decr)	% of Prior Bgt
<b>FEDERAL SBA SBDC GRANT</b>									
<b>RESOURCES</b>									
105-00-228-00-3000	0000	PRIOR YEAR FUND BALANCE	0	0	0	0		0	na
105-00-228-00-4081	0000	US SBA SBDC GRANT	31,550	41,451	36,331	31,250		(5,081)	86%
<b>TOTAL RESOURCES</b>			<b>31,550</b>	<b>41,451</b>	<b>36,331</b>	<b>31,250</b>		<b>(5,081)</b>	
<b>REQUIREMENTS</b>									
<b>PERSONNEL SERVICES</b>									
<b>SALARY EXPENSE</b>									
105-14-228-00-6105	0000	DIRECTOR SALARIES	19,719	4,375	30,210	25,129		(5,081)	83%
105-14-228-00-6108	0000	PT PROFESSIONAL SUPPORT SALARIES	1,086	27,874	0	0		0	na
105-14-228-00-6301	0000	FULL TIME CLASSIFIED WAGES	773	0	0	0		0	na
105-14-228-00-6801	0000	EMPLOYEE TAXABLE ALLOWANCE	32	445	0	0		0	na
<b>TOTAL SALARY EXPENSE</b>			<b>21,610</b>	<b>32,694</b>	<b>30,210</b>	<b>25,129</b>		<b>(5,081)</b>	<b>83%</b>
<b>OTHER PAYROLL EXPENSE</b>									
105-14-228-00-6901	0000	SOCIAL SECURITY	1,693	2,542	1,929	1,929		0	na
105-14-228-00-6902	0000	WORKERS' COMPENSATION INS	95	177	190	190		0	100%
105-14-228-00-6903	0000	STATE WORKERS BENEFIT FUND	7	22	21	21		0	100%
105-14-228-00-6904	0000	UNEMPLOYMENT INSURANCE	190	565	429	429		0	100%
105-14-228-00-6905	0000	PERS	2,354	2,791	2,113	2,113		0	100%
105-14-228-00-6906	0000	DISABILITY INSURANCE	3,098	(0)	52	52		0	100%
105-14-228-00-6907	0000	LIFE INSURANCE	3	(0)	0	0		0	na
105-14-228-00-6908	0000	HEALTH INSURANCE	1,754	522	0	0		0	na
105-14-228-00-6951	0000	PERS EQUALIZATION FUND	630	1,530	1,387	1,387		0	100%
<b>TOTAL OTHER PAYROLL EXPENSE</b>			<b>9,824</b>	<b>8,148</b>	<b>6,121</b>	<b>6,121</b>		<b>0</b>	<b>100%</b>
<b>TOTAL PERSONNEL SERVICES</b>			<b>31,434</b>	<b>40,842</b>	<b>36,331</b>	<b>31,250</b>		<b>(5,081)</b>	<b>86%</b>
<b>MATERIALS &amp; SERVICES</b>									
105-14-228-00-8205	0000	EMPLOYEE TRAVEL	115	609	0	0		0	na
105-14-228-00-8802	0000	INFO TECH EQUIPMENT <\$5000	0	0	0	0		0	na
<b>TOTAL MATERIAL &amp; SERVICES</b>			<b>115</b>	<b>609</b>	<b>0</b>	<b>0</b>		<b>0</b>	<b>na</b>
<b>TOTAL EXPENDITURES</b>			<b>31,549</b>	<b>41,451</b>	<b>36,331</b>	<b>31,250</b>		<b>(5,081)</b>	
<b>UNAPPROPRIATED ENDING FUND BALANCE</b>									
105-00-228-00-3000	0000	UNAPPROPRIATED ENDING FUND BALANCE	1	0	0	0		0	
<b>TOTAL REQUIREMENTS</b>			<b>31,549</b>	<b>41,451</b>	<b>36,331</b>	<b>31,250</b>		<b>(5,081)</b>	
<b>TOTAL RESOURCES LESS REQUIREMENTS</b>			<b>1</b>	<b>0</b>	<b>0</b>	<b>0</b>		<b>0</b>	

COLUMBIA GORGE COMMUNITY COLLEGE

Account Number	Prj	Description	Actual 2014-15	Actual 2015-16	Adjusted 2016-17	Proposed 2017-18	% of T Bgt	\$Chg Incr(Decr)	% of Prior Bgt
<b>STATE SBDC GRANT</b>									
<b>RESOURCES</b>									
105-00-229-00-3000	0000	PRIOR YEAR FUND BALANCE	0	0	0	0		0	na
105-00-229-00-4154	0000	OR SBDC	52,024	43,304	45,530	43,304		(2,226)	95%
<b>TOTAL RESOURCES</b>			<b>52,024</b>	<b>43,304</b>	<b>45,530</b>	<b>43,304</b>		<b>0</b>	
<b>REQUIREMENTS</b>									
<b>PERSONNEL SERVICES</b>									
<b>SALARY EXPENSE</b>									
105-14-229-00-6105	0000	DIRECTOR SALARIES	30,099	24,542	26,362	25,362		(1,000)	96%
105-14-229-00-6108	0000	PT PROFESSIONAL SUPPORT SALARIES	6,596	3,862	3,767	2,767		(1,000)	73%
105-14-229-00-6301	0000	FT CLASSIFIED WAGES	0	216	0	0		0	na
105-14-229-00-6801	0000	EMPLOYEE TAXABLE ALLOWANCE	0	769	990	990		0	100%
<b>TOTAL SALARY EXPENSE</b>			<b>36,695</b>	<b>29,390</b>	<b>31,119</b>	<b>29,119</b>		<b>(2,000)</b>	
<b>OTHER PAYROLL EXPENSE</b>									
105-14-229-00-6901	0000	SOCIAL SECURITY	2,674	2,487	2,305	2,105		(200)	91%
105-14-229-00-6902	0000	WORKERS' COMPENSATION INS	178	177	227	201		(26)	89%
105-14-229-00-6903	0000	STATE WORKERS BENEFIT FUND	27	19	56	56		0	100%
105-14-229-00-6904	0000	UNEMPLOYMENT INSURANCE	522	553	512	512		0	100%
105-14-229-00-6905	0000	PERS	2,961	2,752	2,525	2,525		0	100%
105-14-229-00-6906	0000	DISABILITY INSURANCE	(2,970)	58	27	27		0	100%
105-14-229-00-6907	0000	LIFE INSURANCE	13	7	7	7		0	100%
105-14-229-00-6908	0000	HEALTH INSURANCE	9,285	6,414	7,095	7,095		0	100%
105-14-229-00-6951	0000	PERS EQUALIZATION FUND	2,639	1,449	1,657	1,657		0	100%
<b>TOTAL OTHER PAYROLL EXPENSE</b>			<b>15,329</b>	<b>13,914</b>	<b>14,411</b>	<b>14,185</b>		<b>(226)</b>	
<b>TOTAL PERSONNEL SERVICES</b>			<b>52,024</b>	<b>43,304</b>	<b>45,530</b>	<b>43,304</b>		<b>(2,226)</b>	
<b>TOTAL EXPENDITURES</b>			<b>52,024</b>	<b>43,304</b>	<b>45,530</b>	<b>43,304</b>		<b>(2,226)</b>	
105-00-229-00-3000	0000	UNAPPORTIATED ENDING FUND BALANCE	0	0	0	0		0	
<b>TOTAL REQUIREMENTS</b>			<b>52,024</b>	<b>43,304</b>	<b>45,530</b>	<b>43,304</b>		<b>(2,226)</b>	
<b>TOTAL RESOURCES LESS REQUIREMENTS</b>			<b>0</b>	<b>0</b>	<b>0</b>	<b>0</b>		<b>0</b>	



COLUMBIA GORGE COMMUNITY COLLEGE

Account Number	Prj	Description	Actual 2014-15	Actual 2015-16	Adjusted 2016-17	Proposed 2017-18	% of T Bgt	\$Chg Incr(Decr)	% of Prior Bgt
<b>FUNDAMENTALS OF CAREGIVING</b>									
<b>RESOURCES</b>									
105-00-230-00-3000	0000	PRIOR YEAR FUND BALANCE	3,991	3,816	0	3,816		3,816	na
105-00-230-00-4703	0000	CUSTOMIZED TRAINING REVENUE	(175)	0	0	0		0	na
<b>TOTAL RESOURCES</b>			<b>3,816</b>	<b>3,816</b>	<b>0</b>	<b>3,816</b>		<b>3,816</b>	
<b>UNAPPROPRIATED ENDING FUND BALANCE</b>									
105-00-230-00-3000	0000	UNAPPROPRIATED ENDING FUND BALANCE	3,816	3,816	0	3,816		3,816	
<b>TOTAL REQUIREMENTS</b>			<b>0</b>	<b>0</b>	<b>0</b>	<b>0</b>		<b>0</b>	
<b>TOTAL RESOURCES LESS REQUIREMENTS</b>			<b>3,816</b>	<b>3,816</b>	<b>0</b>	<b>3,816</b>		<b>3,816</b>	

COLUMBIA GORGE COMMUNITY COLLEGE

Account Number	Prj	Description	Actual 2014-15	Actual 2015-16	Adjusted 2016-17	Proposed 2017-18	% of T Bgt	\$Chg Incr(Decr)	% of Prior Bgt
<b>TITLE II AEFLA COMP GRANT</b>									
<b>RESOURCES</b>									
105-00-240-00-3000	0000	PRIOR YEAR FUND BALANCE	0	0	0	0		0	na
105-00-240-00-4021	0000	US ED WIA TITLE II AEFLA COMPR 84.002	87,337	103,144	102,270	102,270		0	100%
<b>TOTAL RESOURCES</b>			<b>87,337</b>	<b>103,144</b>	<b>102,270</b>	<b>102,270</b>		<b>0</b>	
<b>REQUIREMENTS</b>									
<b>PERSONNEL SERVICES</b>									
<b>SALARY EXPENSE</b>									
105-13-240-00-6301	0000	FULL TIME CLASSIFIED WAGES	9,316	4,578	0	0		0	na
105-13-240-00-6401	0000	FULL TIME INSTRUCTOR WAGES	19,688	21,352	0	0		0	na
105-13-240-00-6421	0000	PART TIME INSTRUCTOR WAGES	31,421	50,637	71,014	71,014		0	100%
105-13-240-00-6442	0000	SPECIAL PROJECT WAGES	2,060	1,549	13,676	13,676		0	100%
<b>TOTAL SALARY EXPENSE</b>			<b>62,485</b>	<b>78,117</b>	<b>84,690</b>	<b>84,690</b>		<b>0</b>	
<b>OTHER PAYROLL EXPENSE</b>									
105-13-240-00-6901	0000	SOCIAL SECURITY	4,700	6,150	6,554	6,554		0	100%
105-13-240-00-6902	0000	WORKERS' COMPENSATION INS	295	429	646	646		0	100%
105-13-240-00-6903	0000	STATE WORKERS BENEFIT FUND	27	50	19	19		0	100%
105-13-240-00-6904	0000	UNEMPLOYMENT INSURANCE	1,006	1,367	1,456	1,456		0	100%
105-13-240-00-6905	0000	PERS	5,457	6,736	2,490	2,490		0	100%
105-13-240-00-6906	0000	DISABILITY INSURANCE	77	54	0	0		0	na
105-13-240-00-6907	0000	LIFE INSURANCE	12	7	0	0		0	na
105-13-240-00-6908	0000	HEALTH INSURANCE	9,420	7,238	0	0		0	na
105-13-240-00-6951	0000	PERS EQUALIZATION FUND	3,360	2,998	802	802		0	100%
<b>TOTAL OTHER PAYROLL EXPENSE</b>			<b>24,354</b>	<b>25,027</b>	<b>11,967</b>	<b>11,967</b>		<b>0</b>	
<b>TOTAL PERSONNEL SERVICES</b>			<b>86,839</b>	<b>103,144</b>	<b>96,657</b>	<b>96,657</b>		<b>0</b>	
<b>MATERIALS &amp; SERVICES</b>									
105-13-240-00-8205	0000	EMPLOYEE TRAVEL	500	0	499	500		1	100%
105-13-240-00-8513	0000	INDIRECT COST EXPENSE	0	0	5,113	5,113		0	100%
<b>TOTAL MATERIAL &amp; SERVICES</b>			<b>500</b>	<b>0</b>	<b>5,612</b>	<b>5,613</b>		<b>1</b>	
<b>TOTAL EXPENDITURES</b>			<b>87,339</b>	<b>103,144</b>	<b>102,269</b>	<b>102,270</b>		<b>1</b>	
<b>UNAPPROPRIATED ENDING FUND BALANCE</b>									
105-00-240-00-3000	0000	UNAPPROPRIATED ENDING FUND BALANCE	(2)	0	1	0		(1)	
<b>TOTAL REQUIREMENTS</b>			<b>87,339</b>	<b>103,144</b>	<b>102,269</b>	<b>102,270</b>		<b>0</b>	
<b>TOTAL RESOURCES LESS REQUIREMENTS</b>			<b>(2)</b>	<b>0</b>	<b>1</b>	<b>0</b>		<b>0</b>	

COLUMBIA GORGE COMMUNITY COLLEGE

Account Number	Prj	Description	Actual 2014-15	Actual 2015-16	Adjusted 2016-17	Proposed 2017-18	% of T Bgt	\$Chg Incr(Decr)	% of Prior Bgt
<b>TUTORING GRANT</b>									
105-00-243-00-3000	0000	PRIOR YEAR FUND BALANCE	0	0	0	0		0	na
105-00-243-00-4025	0000	US ED OUTREACH TUTORING	25,000	25,000	25,000	25,000		0	100%
<b>TOTAL RESOURCES</b>			<b>25,000</b>	<b>25,000</b>	<b>25,000</b>	<b>25,000</b>		<b>0</b>	
<b>REQUIREMENTS</b>									
<b>PERSONNEL SERVICES</b>									
<b>SALARY EXPENSE</b>									
105-13-243-00-6108	0000	PT PROFESSIONAL SUPPORT SALARIES	10,291	9,847	0	9,847		9,847	na
105-13-243-00-6302	0000	PART TIME CLASSIFIED WAGES	9,619	8,594	17,944	8,594		(9,350)	48%
105-13-243-00-6442	0000	SPECIAL PROJECT WAGES	0	483	0	0		0	na
<b>TOTAL SALARY EXPENSE</b>			<b>19,910</b>	<b>18,924</b>	<b>17,944</b>	<b>18,441</b>		<b>497</b>	
<b>OTHER PAYROLL EXPENSE</b>									
105-13-243-00-6901	0000	SOCIAL SECURITY	1,513	1,553	1,482	682		(800)	46%
105-13-243-00-6902	0000	WORKERS' COMPENSATION INS	102	110	146	46		(100)	31%
105-13-243-00-6903	0000	STATE WORKERS BENEFIT FUND	20	21	13	10		(3)	75%
105-13-243-00-6904	0000	UNEMPLOYMENT INSURANCE	352	345	329	209		(120)	64%
105-13-243-00-6905	0000	PERS	1,543	1,147	1,624	1,515		(109)	93%
105-13-243-00-6906	0000	DISABILITY INSURANCE	0	0	46	0		(46)	na
105-13-243-00-6907	0000	LIFE INSURANCE	0	0	0	0		0	na
105-13-243-00-6908	0000	HEALTH INSURANCE	(343)	2,119	0	650		650	na
105-13-243-00-6951	0000	PERS EQUALIZATION FUND	929	610	1,066	0		(1,066)	na
<b>TOTAL OTHER PAYROLL EXPENSE</b>			<b>4,116</b>	<b>5,906</b>	<b>4,706</b>	<b>3,112</b>		<b>(528)</b>	
<b>TOTAL PERSONNEL SERVICES</b>			<b>24,026</b>	<b>24,830</b>	<b>22,650</b>	<b>21,553</b>		<b>(31)</b>	
<b>MATERIALS &amp; SERVICES</b>									
105-13-243-00-7510	0000	POSTAGE	83	49	100	61		(39)	61%
105-13-243-00-7601	0000	PRINTING & DUPLICATING	79	47	0	700		700	na
105-13-243-00-8006	0000	INSTRUCTIONAL SUPPLIES	516	45	800	500		(300)	63%
105-13-243-00-8201	0000	CONFERENCE FEES	114	0	0	0		0	na
105-13-243-00-8205	0000	EMPLOYEE TRAVEL	161	29	100	500		400	500%
105-13-243-00-8509	0000	FOOD & REFRESHMENTS	21	0	100	283		183	283%
105-13-243-00-8513	0000	INDIRECT COST EXPENSE	0	0	1,251	1,251		0	100%
105-13-243-00-8516	0000	MEMBERSHIP FEES & DUES	0	0	0	152		152	na
<b>TOTAL MATERIAL &amp; SERVICES</b>			<b>974</b>	<b>170</b>	<b>2,351</b>	<b>3,447</b>		<b>1,096</b>	
<b>TOTAL EXPENDITURES</b>			<b>25,000</b>	<b>25,000</b>	<b>25,001</b>	<b>25,000</b>		<b>1,065</b>	
105-00-243-00-3000	0000	UNAPPROPRIATED ENDING FUND BALANCE	0	0	(1)	0		(1,065)	

COLUMBIA GORGE COMMUNITY COLLEGE

Account Number	Prj	Description	Actual 2014-15	Actual 2015-16	Adjusted 2016-17	Proposed 2017-18	% of T Bgt	\$Chg Incr(Decr)	% of Prior Bgt
		TOTAL REQUIREMENTS	25,000	25,000	25,001	25,000		0	0
		TOTAL RESOURCES LESS REQUIREMENTS	0	0	(1)	0		0	0

COLUMBIA GORGE COMMUNITY COLLEGE

Account Number	Prj	Description	Actual 2014-15	Actual 2015-16	Adjusted 2016-17	Proposed 2017-18	% of T Bgt	\$Chg Incr(Decr)	% of Prior Bgt
<b>ENGLISH LANGUAGE CIVICS GRANT</b>									
<b>RESOURCES</b>									
105-00-244-00-3000	0000	PRIOR YEAR FUND BALANCE	0	0	0	0		0	na
105-00-244-00-4023	0000	USED EL CIVICS	29,805	30,848	30,739	0		0	na
<b>TOTAL RESOURCES</b>			<b>29,805</b>	<b>30,848</b>	<b>30,739</b>	<b>0</b>		<b>0</b>	
<b>REQUIREMENTS</b>									
<b>PERSONNEL SERVICES</b>									
<b>SALARY EXPENSE</b>									
105-13-244-00-6302	0000	PART TIME CLASSIFIED WAGES	0	335	0	0		0	na
105-13-244-00-6401	0000	FULL TIME INSTRUCTOR WGES	9,314	2,374	0	0		0	na
105-13-244-00-6421	0000	PART TIME INSTRUCTOR WAGES	9,187	21,322	24,940	0		0	na
105-13-244-00-6442	0000	SPECIAL PROJECT WAGES	844	1,428	0	0		0	na
<b>TOTAL SALARY EXPENSE</b>			<b>19,345</b>	<b>25,459</b>	<b>24,940</b>	<b>0</b>		<b>0</b>	
<b>OTHER PAYROLL EXPENSE</b>									
105-13-244-00-6901	0000	SOCIAL SECURITY	1,103	1,973	1,930	0		0	na
105-13-244-00-6902	0000	WORKERS' COMPENSATION INS	71	137	190	0		0	na
105-13-244-00-6903	0000	STATE WORKERS BENEFIT FUND	7	18	2	0		0	na
105-13-244-00-6904	0000	UNEMPLOYMENT INSURANCE	233	438	429	0		0	na
105-13-244-00-6905	0000	PERS	1,124	1,408	203	0		0	na
105-13-244-00-6906	0000	DISABILITY INSURANCE	48	4	0	0		0	na
105-13-244-00-6907	0000	LIFE INSURANCE	6	1	0	0		0	na
105-13-244-00-6908	0000	HEALTH INSURANCE	5,177	439	0	0		0	na
105-13-244-00-6951	0000	PERS EQUALIZATION FUND	691	720	65	0		0	na
<b>TOTAL OTHER PAYROLL EXPENSE</b>			<b>8,460</b>	<b>5,139</b>	<b>2,819</b>	<b>0</b>		<b>0</b>	
<b>TOTAL PERSONNEL SERVICES</b>			<b>27,805</b>	<b>30,598</b>	<b>27,759</b>	<b>0</b>		<b>0</b>	
<b>MATERIALS &amp; SERVICES</b>									
105-13-244-00-8006	0000	INSTRUCTIONAL SUPPLIES	1,445	59	895	0		0	na
105-13-244-00-8205	0000	EMPLOYEE TRAVEL	554	191	550	0		0	na
105-13-244-00-8513	0000	INDIRECT COST EXPENSE	0	0	1,535	0		0	na
<b>TOTAL MATERIAL &amp; SERVICES</b>			<b>1,999</b>	<b>250</b>	<b>2,980</b>	<b>0</b>		<b>0</b>	
<b>TOTAL EXPENDITURES</b>			<b>29,804</b>	<b>30,848</b>	<b>30,739</b>	<b>0</b>		<b>0</b>	
105-00-244-00-3000	0000	UNAPPROPRIATED ENDING FUND BALANCE	1	0	0	(0)		(0)	
<b>TOTAL REQUIREMENTS</b>			<b>29,804</b>	<b>30,848</b>	<b>30,739</b>	<b>0</b>		<b>0</b>	
<b>TOTAL RESOURCES LESS REQUIREMENTS</b>			<b>1</b>	<b>0</b>	<b>0</b>	<b>0</b>		<b>0</b>	

COLUMBIA GORGE COMMUNITY COLLEGE

Account Number	Prj	Description	Actual 2014-15	Actual 2015-16	Adjusted 2016-17	Proposed 2017-18	% of T Bgt	\$Chg Incr(Decr)	% of Prior Bgt
<b>LEARNING STANDARDS GRANT</b>									
<b>RESOURCES</b>									
105-00-246-00-3000	0000	PRIOR YEAR FUND BALANCE	0	0	0	0		0	na
105-00-246-00-4023	0000	US ED EL CIVICS		450	450	0		(450)	na
105-00-246-00-4027	0000	US ED STATE LEADERSHIP 84.002	467	0	1,800	0		(1,800)	na
105-00-246-00-4162	0000	OCCWD STRATEGIC RESERVE FUND	467	0	2,250	0		(2,250)	na
		<b>TOTAL RESOURCES</b>	<b>934</b>	<b>0</b>	<b>4,500</b>	<b>0</b>		<b>(4,500)</b>	
<b>REQUIREMENTS</b>									
<b>PERSONNEL SERVICES</b>									
<b>SALARY EXPENSE</b>									
105-13-246-00-6421	0000	PART TIME INSTRUCTOR WAGES	22	0	22	0		(22)	na
105-13-246-00-6442	0000	SPECIAL PROJECT WAGES	727	0	3,578	0		(3,578)	na
		<b>TOTAL SALARY EXPENSE</b>	<b>749</b>	<b>0</b>	<b>3,600</b>	<b>0</b>		<b>(3,600)</b>	
<b>OTHER PAYROLL EXPENSE</b>									
105-13-246-00-6901	0000	SOCIAL SECURITY	57	0	275	0		(275)	na
105-13-246-00-6902	0000	WORKERS' COMPENSATION INS	4	0	27	0		(27)	na
105-13-246-00-6903	0000	STATE WORKERS BENEFIT FUND	1	0	0	0		0	na
105-13-246-00-6904	0000	UNEMPLOYMENT INSURANCE	14	0	61	0		(61)	na
105-13-246-00-6905	0000	PERS	68	0	27	0		(27)	na
105-13-246-00-6901	0000	DISABILITY INSURANCE		0	0	0		0	na
105-13-246-00-6901	0000	LIFE INSURANCE		0	0	0		0	na
105-13-246-00-6951	0000	PERS EQUALIZATION FUND	42	0	9	0		(9)	na
		<b>TOTAL OTHER PAYROLL EXPENSE</b>	<b>186</b>	<b>0</b>	<b>399</b>	<b>0</b>		<b>(399)</b>	
		<b>TOTAL PERSONNEL SERVICES</b>	<b>935</b>	<b>0</b>	<b>3,999</b>	<b>0</b>		<b>(3,999)</b>	
<b>MATERIALS &amp; SERVICES</b>									
105-13-246-00-8205	0000	EMPLOYEE TRAVEL	0	0	501	0		(501)	na
		<b>TOTAL MATERIAL &amp; SERVICES</b>	<b>0</b>	<b>0</b>	<b>501</b>	<b>0</b>		<b>(501)</b>	
		<b>TOTAL EXPENDITURES</b>	<b>935</b>	<b>0</b>	<b>4,500</b>	<b>0</b>		<b>(4,500)</b>	
105-00-246-00-3000	0000	UNAPPROPRIATED ENDING FUND BALANCE	(1)	0	0	0		0	
		<b>TOTAL REQUIREMENTS</b>	<b>935</b>	<b>0</b>	<b>4,500</b>	<b>0</b>		<b>(4,500)</b>	
		<b>TOTAL RESOURCES LESS REQUIREMENTS</b>	<b>(1)</b>	<b>0</b>	<b>0</b>	<b>0</b>		<b>0</b>	

COLUMBIA GORGE COMMUNITY COLLEGE

Account Number	Prj	Description	Actual 2014-15	Actual 2015-16	Adjusted 2016-17	Proposed 2017-18	% of T Bgt	\$Chg Incr(Decr)	% of Prior Bgt
<b>GORGE LITERACY</b>									
<b>RESOURCES</b>									
105-00-251-00-3000	0000	PRIOR YEAR FUND BALANCE	0	0	0	20		20	na
105-00-251-00-4652	0000	RESTRICTED GIFTS	0	20	0	0		0	na
		<b>TOTAL RESOURCES</b>	<b>0</b>	<b>20</b>	<b>0</b>	<b>20</b>		<b>20</b>	
<b>REQUIREMENTS</b>									
<b>MATERIALS &amp; SERVICES</b>									
105-40-251-00-7601	0000	PRINTING & DUPLICATING	0	0	0	20		20	
		<b>TOTAL MATERIAL &amp; SERVICES</b>	<b>0</b>	<b>0</b>	<b>0</b>	<b>20</b>		<b>20</b>	
		<b>TOTAL EXPENDITURES</b>	<b>0</b>	<b>0</b>	<b>0</b>	<b>20</b>		<b>20</b>	
105-00-251-00-3000	0000	UNAPPROPRIATED ENDING FUND BALANCE	0	20	0	0		0	
		<b>TOTAL REQUIREMENTS</b>	<b>0</b>	<b>20</b>	<b>0</b>	<b>20</b>		<b>20</b>	
		<b>TOTAL RESOURCES LESS REQUIREMENTS</b>	<b>0</b>	<b>0</b>	<b>0</b>	<b>0</b>		<b>0</b>	

COLUMBIA GORGE COMMUNITY COLLEGE

Account Number	Prj	Description	Actual 2014-15	Actual 2015-16	Adjusted 2016-17	Proposed 2017-18	% of T Bgt	\$Chg Incr(Decr)	% of Prior Bgt
<b>TITLE II PROGRAM INCOME FUND</b>									
<b>RESOURCES</b>									
105-00-253-00-3000	0000	PRIOR YEAR FUND BALANCE	6,595	13,732	15,000	15,000		0	100%
105-00-253-00-4414	0000	GED TUITION	2,370	5,585	6,000	6,000		0	100%
105-00-253-00-4415	0000	ESOL TUITION	7,985	7,800	7,500	5,000		(2,500)	67%
105-00-253-00-4418	0000	PRE COLLEGE TUITION	5,480	1,175	2,000	500		(1,500)	25%
<b>TOTAL RESOURCES</b>			<b>22,430</b>	<b>28,292</b>	<b>30,500</b>	<b>26,500</b>		<b>(4,000)</b>	
<b>REQUIREMENTS</b>									
<b>PERSONNEL SERVICES</b>									
<b>SALARY EXPENSE</b>									
105-13-253-00-6302	0000	PART TIME CLASSIFIED WAGES	0	0	7,758	7,758		0	na
105-13-253-00-6401	0000	FULL TIME INSTRUCTOR WAGES	5,524	974	0	0		0	na
105-13-253-00-6421	0000	PART TIME INSTRUCTOR WAGES	0	7,280	1,820	1,820		0	100%
105-13-253-00-6442	0000	SPECIAL PROJECT WAGES	0	0	0	0		0	na
<b>TOTAL SALARY EXPENSE</b>			<b>5,524</b>	<b>8,254</b>	<b>9,578</b>	<b>9,578</b>		<b>0</b>	
<b>OTHER PAYROLL EXPENSE</b>									
105-13-253-00-6901	0000	SOCIAL SECURITY	413	642	733	733		0	100%
105-13-253-00-6902	0000	WORKERS' COMPENSATION INS	27	45	72	72		0	100%
105-13-253-00-6903	0000	STATE WORKERS BENEFIT FUND	3	5	18	18		0	100%
105-13-253-00-6904	0000	UNEMPLOYMENT INSURANCE	79	143	163	163		0	100%
105-13-253-00-6905	0000	PERS	518	725	1,233	1,233		0	100%
105-13-253-00-6906	0000	DISABILITY INSURANCE	16	2	9	9		0	100%
105-13-253-00-6907	0000	LIFE INSURANCE	2	0	8	8		0	100%
105-13-253-00-6908	0000	HEALTH INSURANCE	1,797	180	3,721	3,721		0	100%
105-13-253-00-6951	0000	PERS EQUALIZATION FUND	318	357	476	476		0	100%
<b>TOTAL OTHER PAYROLL EXPENSE</b>			<b>3,173</b>	<b>2,098</b>	<b>6,433</b>	<b>6,433</b>		<b>0</b>	<b>100%</b>
<b>TOTAL PERSONNEL SERVICES</b>			<b>8,697</b>	<b>10,352</b>	<b>16,011</b>	<b>16,011</b>		<b>0</b>	<b>100%</b>
<b>MATERIALS &amp; SERVICES</b>									
105-13-253-00-7219	0000	TESTING & INSPECTION	0	0	4,489	0		(4,489)	na
105-13-253-00-7601	0000	PRINTING & DUPLICATING	0	264	0	489		0	na
105-13-253-00-7808	0000	PRE-COLLEGE GRANT AWARD	0	1,750	0	0		0	na
105-13-253-00-7809	0000	ESOL GRANT AWARD	0	650	0	0		0	na
105-13-253-00-8006	0000	INSTRUCTIONAL SUPPLIES	0	3,532	5,000	5,000		0	100%
105-13-253-00-8205	0000	EMPLOYEE TRAVEL	0	304	5,000	5,000		0	100%
105-13-253-00-8301	0000	TUITION REIMBURSEMENTS	0	0	0	0		0	na
<b>TOTAL MATERIAL &amp; SERVICES</b>			<b>0</b>	<b>6,500</b>	<b>14,489</b>	<b>10,489</b>		<b>(4,489)</b>	
<b>TOTAL EXPENDITURES</b>			<b>8,697</b>	<b>16,852</b>	<b>30,500</b>	<b>26,500</b>		<b>(4,489)</b>	



COLUMBIA GORGE COMMUNITY COLLEGE

Account Number	Prj	Description	Actual 2014-15	Actual 2015-16	Adjusted 2016-17	Proposed 2017-18	% of T Bgt	\$Chg Incr(Decr)	% of Prior Bgt
105-00-253-00-3000	0000	UNAPPROPRIATED ENDING FUND BALANCE	13,733	11,440	0	0		489	
		TOTAL REQUIREMENTS	8,697	16,852	30,500	26,500		(4,000)	
		TOTAL RESOURCES LESS REQUIREMENTS	13,733	11,440	0	0		0	

COLUMBIA GORGE COMMUNITY COLLEGE

Account Number	Prj	Description	Actual 2014-15	Actual 2015-16	Adjusted 2016-17	Proposed 2017-18	% of T Bgt	\$Chg Incr(Decr)	% of Prior Bgt
<b>OR DEVELOPMENTAL EDUCATION REDESIGN</b>									
<b>RESOURCES</b>									
105-00-254-00-3000	0000	PRIOR YEAR FUND BALANCE	0	7,823	1,252	0		(1,252)	na
105-00-254-00-4163	0000	OCCWD STATE GF	9,000	0	0	0		0	na
<b>TOTAL RESOURCES</b>			<b>9,000</b>	<b>7,823</b>	<b>1,252</b>	<b>0</b>		<b>(1,252)</b>	
<b>REQUIREMENTS</b>									
<b>PERSONNEL SERVICES</b>									
<b>SALARY EXPENSE</b>									
105-13-254-00-6302	0000	PART TIME CLASSIFIED WAGES	0	0	0	0		0	na
105-13-254-00-6401	0000	FULL TIME INSTRUCTOR WAGES	0	0	0	0		0	na
105-13-254-00-6421	0000	PART TIME INSTRUCTOR WAGES	0	1,365	0	0		0	na
105-13-254-00-6441	0000	CURRICULUM DEVELOPMENT WAGES	0	2,730	0	0		0	na
<b>TOTAL SALARY EXPENSE</b>			<b>0</b>	<b>4,095</b>	<b>0</b>	<b>0</b>		<b>0</b>	
<b>OTHER PAYROLL EXPENSE</b>									
105-13-254-00-6901	0000	SOCIAL SECURITY	0	309	0	0		0	na
105-13-254-00-6902	0000	WORKERS' COMPENSATION INS	0	22	0	0		0	na
105-13-254-00-6903	0000	STATE WORKERS BENEFIT FUND	0	1	0	0		0	na
105-13-254-00-6904	0000	UNEMPLOYMENT INSURANCE	0	69	0	0		0	na
105-13-254-00-6905	0000	PERS	0	373	0	0		0	na
105-13-254-00-6906	0000	DISABILITY INSURANCE	0	2	0	0		0	na
105-13-254-00-6907	0000	LIFE INSURANCE	0	0	0	0		0	na
105-13-254-00-6908	0000	HEALTH INSURANCE	0	344	0	0		0	na
105-13-254-00-6951	0000	PERS EQUALIZATION FUND	0	230	0	0		0	na
<b>TOTAL OTHER PAYROLL EXPENSE</b>			<b>0</b>	<b>1,350</b>	<b>0</b>	<b>0</b>		<b>0</b>	
<b>TOTAL PERSONNEL SERVICES</b>			<b>0</b>	<b>5,445</b>	<b>0</b>	<b>0</b>		<b>0</b>	
<b>MATERIALS &amp; SERVICES</b>									
105-13-254-00-7210	0000	OTHER CONTRACTED SERVICES	0	0	0	0		0	na
105-13-254-00-8205	0000	EMPLOYEE TRAVEL	1,177	1,244	1,252	0		(1,252)	na
<b>TOTAL MATERIAL &amp; SERVICES</b>			<b>1,177</b>	<b>1,244</b>	<b>1,252</b>	<b>0</b>		<b>0</b>	
<b>TOTAL EXPENDITURES</b>			<b>1,177</b>	<b>6,690</b>	<b>1,252</b>	<b>0</b>		<b>0</b>	
<b>UNAPPROPRIATED ENDING FUND BALANCE</b>									
105-00-254-00-3000	0000	UNAPPROPRIATED ENDING FUND BALANCE	7,823	1,133	0	0		(1,252)	
<b>TOTAL REQUIREMENTS</b>			<b>9,000</b>	<b>7,823</b>	<b>1,252</b>	<b>0</b>		<b>(1,252)</b>	
<b>TOTAL RESOURCES LESS REQUIREMENTS</b>			<b>7,823</b>	<b>1,133</b>	<b>0</b>	<b>0</b>		<b>(1,252)</b>	

COLUMBIA GORGE COMMUNITY COLLEGE

Account Number	Prj	Description	Actual 2014-15	Actual 2015-16	Adjusted 2016-17	Proposed 2017-18	% of T Bgt	\$Chg Incr(Decr)	% of Prior Bgt
<b>CASE GRANT</b>									
<b>RESOURCES</b>									
105-00-255-00-3000	0000	PRIOR YEAR FUND BALANCE	0	0	0	0		0	na
105-00-255-00-4060	0000	US DOL TAACCT GRANT 17.282	3,476	0	0	0		0	na
<b>TOTAL RESOURCES</b>			<b>3,476</b>	<b>0</b>	<b>0</b>	<b>0</b>		<b>0</b>	
<b>REQUIREMENTS</b>									
<b>MATERIALS &amp; SERVICES</b>									
105-12-255-00-8006	0000	INSTRUCTIONAL SUPPLIES	569	0	0	0		0	na
105-12-255-00-8009	0000	OFFICE SUPPLIES	223	0	0	0		0	na
105-12-255-00-8205	0000	EMPLOYEE TRAVEL	139	0	0	0		0	na
105-12-255-00-8513	0000	INDIRECT COST EXPENSE	258	0	0	0		0	na
105-12-255-00-8803	0000	INSTRUCTIONAL EQUIPMENT <\$5000	2,287	0	0	0		0	na
<b>TOTAL MATERIAL &amp; SERVICES</b>			<b>3,476</b>	<b>0</b>	<b>0</b>	<b>0</b>		<b>0</b>	
105-00-255-00-3000	0000	UNAPPROPRIATED ENDING FUND BALANCE	0	0	0	0		0	
<b>TOTAL REQUIREMENTS</b>			<b>3,476</b>	<b>0</b>	<b>0</b>	<b>0</b>		<b>0</b>	
<b>TOTAL RESOURCES LESS REQUIREMENTS</b>			<b>0</b>	<b>0</b>	<b>0</b>	<b>0</b>		<b>0</b>	

COLUMBIA GORGE COMMUNITY COLLEGE

Account Number	Prj	Description	Actual 2014-15	Actual 2015-16	Adjusted 2016-17	Proposed 2017-18	% of T Bgt	\$Chg Incr(Decr)	% of Prior Bgt
<b>COMMUNITY HELATH WORKER ED &amp; TRAIN GRANT</b>									
105-00-256-00-3000	0000	PRIOR YEAR FUND BALANCE	0	0	0	0	0	0	na
105-00-256-00-4163	0000	OCCWD STATE GF	50,000	0	0	0	0	0	na
<b>TOTAL RESOURCES</b>			<b>50,000</b>	<b>0</b>	<b>0</b>	<b>0</b>	<b>0</b>	<b>0</b>	<b>0</b>
<b>REQUIREMENTS</b>									
<b>SALARY EXPENSE</b>									
105-12-256-00-6107	0000	FULL TIME PROFESSIONAL SUPPORT SALARIES	12,770	0	0	0	0	0	na
105-12-256-00-6421	0000	EMPLOYEE TAXABLE ALLOWANCE	5,005	0	0	0	0	0	na
<b>TOTAL SALARY EXPENSE</b>			<b>17,775</b>	<b>0</b>	<b>0</b>	<b>0</b>	<b>0</b>	<b>0</b>	<b>0</b>
<b>OTHER PAYROLL EXPENSE</b>									
105-12-256-00-6901	0000	SOCIAL SECURITY	621	0	0	0	0	0	na
105-12-256-00-6902	0000	WORKERS' COMPENSATION INS	41	0	0	0	0	0	na
105-12-256-00-6903	0000	STATE WORKERS BENEFIT FUND	4	0	0	0	0	0	na
105-12-256-00-6904	0000	UNEMPLOYMENT INSURANCE	138	0	0	0	0	0	na
105-12-256-00-6905	0000	PERS	775	0	0	0	0	0	na
105-12-256-00-6906	0000	DISABILITY INSURANCE	8	0	0	0	0	0	na
105-12-256-00-6907	0000	LIFE INSURANCE	1	0	0	0	0	0	na
105-12-256-00-6908	0000	HEALTH INSURANCE	1,435	0	0	0	0	0	na
105-12-256-00-6951	0000	PERS EQUALIZATION FUND	477	0	0	0	0	0	na
<b>TOTAL OTHER PAYROLL EXPENSE</b>			<b>3,500</b>	<b>0</b>	<b>0</b>	<b>0</b>	<b>0</b>	<b>0</b>	<b>0</b>
<b>TOTAL PERSONNEL SERVICES</b>			<b>21,275</b>	<b>0</b>	<b>0</b>	<b>0</b>	<b>0</b>	<b>0</b>	<b>0</b>
<b>MATERIALS &amp; SERVICES</b>									
105-12-256-00-7601	0000	PRINTING & DUPLICATING	1	0	0	0	0	0	na
105-12-256-00-8009	0000	OFFICE SUPPLIES	3,342	0	0	0	0	0	na
105-12-256-00-8205	0000	EMPLOYEE TRAVEL	383	0	0	0	0	0	na
105-12-256-00-8550	0000	PASS THROUGH PAYMENT	25,000	0	0	0	0	0	na
<b>TOTAL MATERIAL &amp; SERVICES</b>			<b>28,726</b>	<b>0</b>	<b>0</b>	<b>0</b>	<b>0</b>	<b>0</b>	<b>0</b>
<b>TOTAL EXPENDITURES</b>			<b>50,001</b>	<b>0</b>	<b>0</b>	<b>0</b>	<b>0</b>	<b>0</b>	<b>0</b>
105-00-256-00-3000	0000	UNAPPROPRIATED ENDING FUND BALANCE	(1)	0	0	0	0	0	0
<b>TOTAL REQUIREMENTS</b>			<b>50,001</b>	<b>0</b>	<b>0</b>	<b>0</b>	<b>0</b>	<b>0</b>	<b>0</b>
<b>TOTAL RESOURCES LESS REQUIREMENTS</b>			<b>(1)</b>	<b>0</b>	<b>0</b>	<b>0</b>	<b>0</b>	<b>0</b>	<b>0</b>

COLUMBIA GORGE COMMUNITY COLLEGE

Account Number	Prj	Description	Actual 2014-15	Actual 2015-16	Adjusted 2016-17	Proposed 2017-18	% of T Bgt	\$Chg Incr(Decr)	% of Prior Bgt
<b>NON-REIMBURSABLE COMMUNITY EDUCATION</b>									
<b>RESOURCES</b>									
105-00-265-00-3000	0000	PRIOR YEAR FUND BALANCE	15,419	4,309	0	0		0	na
105-00-265-00-4411	0000	NON-CREDIT TUITION	7,923	9,987	0	0		0	na
105-00-265-00-4501	0000	INSTRUCTIONAL FEES	1,155	450	0	0		0	na
		<b>TOTAL RESOURCES</b>	<b>24,497</b>	<b>15,670</b>	<b>0</b>	<b>0</b>		<b>0</b>	
<b>REQUIREMENTS</b>									
<b>PERSONNEL SERVICES</b>									
<b>SALARY EXPENSE</b>									
105-00-265-00-6421	0000	PART TIME INSTRUCTOR WAGES	1,827	0	0	0		0	na
105-00-265-00-6442	0000	SPECIAL PROJECT WAGES	44	1,670	0	0		0	na
		<b>TOTAL SALARY EXPENSE</b>	<b>1,871</b>	<b>1,670</b>	<b>0</b>	<b>0</b>		<b>0</b>	
<b>OTHER PAYROLL EXPENSE</b>									
105-00-265-00-6901	0000	SOCIAL SECURITY	123	128	0	0		0	na
105-00-265-00-6951	0000	LIFE INSURANCE	7	0	0	0		0	na
		<b>TOTAL OTHER PAYROLL EXPENSE</b>	<b>179</b>	<b>167</b>	<b>0</b>	<b>0</b>		<b>0</b>	
		<b>TOTAL PERSONNEL SERVICES</b>	<b>2,050</b>	<b>1,837</b>	<b>0</b>	<b>0</b>		<b>0</b>	
<b>MATERIALS &amp; SERVICES</b>									
105-00-265-00-7206	0000	INSTRUCTIONAL CONTRACTED SERVICES	4,587	2,801	0	0		0	na
105-00-265-00-7702	0000	FACILITY LEASE	0	25	0	0		0	na
105-00-265-00-8006	0000	INSTRUCTIONAL SUPPLIES	500	27	0	0		0	na
105-00-265-00-8201	0000	CONFERENCE FEES	2,455	84	0	0		0	na
105-00-265-00-8202	0000	FIELD TRIP EXPENSE	0	0	0	0		0	na
105-00-265-00-8205	0000	EMPLOYEE TRAVEL	597	0	0	0		0	na
105-00-265-00-8516	0000	MEMBERSHIP DUES & FEES	0	261	0	0		0	na
		<b>TOTAL MATERIAL &amp; SERVICES</b>	<b>8,139</b>	<b>3,198</b>	<b>0</b>	<b>0</b>		<b>0</b>	
<b>TRANSFERS</b>									
105-00-265-00-9901	0000	TRANSFER TO GENERAL FUND	10,000	0	0	0		0	
		<b>TOTAL TRANSFERS</b>	<b>10,000</b>	<b>0</b>	<b>0</b>	<b>0</b>		<b>0</b>	
		<b>TOTAL EXPENDITURES</b>	<b>20,189</b>	<b>5,035</b>	<b>0</b>	<b>0</b>		<b>0</b>	
105-00-265-00-3000	0000	UNAPPROPRIATED ENDING FUND BALANCE	4,308	10,635	0	0		0	
		<b>TOTAL REQUIREMENTS</b>	<b>20,189</b>	<b>5,035</b>	<b>0</b>	<b>0</b>		<b>0</b>	
		<b>TOTAL RESOURCES LESS REQUIREMENTS</b>	<b>4,308</b>	<b>10,635</b>	<b>0</b>	<b>0</b>		<b>0</b>	

COLUMBIA GORGE COMMUNITY COLLEGE

Account Number	Prj	Description	Actual 2014-15	Actual 2015-16	Adjusted 2016-17	Proposed 2017-18	% of T Bgt	\$Chg Incr(Decr)	% of Prior Bgt
<b>ELDERHOSTEL</b>									
<b>RESOURCES</b>									
105-00-266-00-3000	0000	PRIOR YEAR FUND BALANCE	10,347	11,040	0	0		0	na
105-00-266-00-4411	0000	NON-CREDIT TUITION	8,451	22,392	0	0		0	na
		<b>TOTAL RESOURCES</b>	<b>18,798</b>	<b>33,432</b>	<b>0</b>	<b>0</b>		<b>0</b>	
<b>REQUIREMENTS</b>									
<b>PERSONNEL SERVICES</b>									
<b>SALARY EXPENSE</b>									
105-00-266-00-6421	0000	PART TIME INSTRUCTOR WAGES	0	0	0	0		0	na
105-00-266-00-6442	0000	SPECIAL PROJECT WAGES	0	198	0	0		0	na
		<b>TOTAL SALARY EXPENSE</b>	<b>0</b>	<b>198</b>	<b>0</b>	<b>0</b>		<b>0</b>	
<b>OTHER PAYROLL EXPENSE</b>									
105-00-266-00-6901	0000	SOCIAL SECURITY	0	15	0	0		0	na
105-00-266-00-6902	0000	WORKERS' COMPENSATION INS	0	1	0	0		0	na
105-00-266-00-6903	0000	STATE WORKERS BENEFIT FUND	0	0	0	0		0	na
105-00-266-00-6904	0000	UNEMPLOYMENT INSURANCE	0	3	0	0		0	na
		<b>TOTAL OTHER PAYROLL EXPENSE</b>	<b>0</b>	<b>20</b>	<b>0</b>	<b>0</b>		<b>0</b>	
		<b>TOTAL PERSONNEL SERVICES</b>	<b>0</b>	<b>218</b>	<b>0</b>	<b>0</b>		<b>0</b>	
<b>MATERIALS &amp; SERVICES</b>									
105-00-266-00-8006	0000	INSTRUCTIONAL SUPPLIES	0	6	0	0		0	na
105-00-266-00-8202	0000	FIELD TRIP EXPENSE	6,437	12,400	0	0		0	na
105-00-266-00-8205	0000	EMPLOYEE TRAVEL	0	0	0	0		0	na
105-00-266-00-8509	0000	FOOD & REFRESHMENTS	1,321	5,246	0	0		0	na
		<b>TOTAL MATERIAL &amp; SERVICES</b>	<b>7,758</b>	<b>17,652</b>	<b>0</b>	<b>0</b>		<b>0</b>	
<b>TRANSFERS</b>									
105-00-266-00-9901	0000	TRANSFER TO GENERAL FUND	0	0	0	0		0	na
		<b>TOTAL TRANSFERS</b>	<b>0</b>	<b>0</b>	<b>0</b>	<b>0</b>		<b>0</b>	
		<b>TOTAL EXPENDITURES</b>	<b>7,758</b>	<b>17,869</b>	<b>0</b>	<b>0</b>		<b>0</b>	
105-00-266-00-3000	0000	UNAPPROPRIATED ENDING FUND BALANCE	11,040	15,563	0	0		0	
		<b>TOTAL REQUIREMENTS</b>	<b>7,758</b>	<b>17,869</b>	<b>0</b>	<b>0</b>		<b>0</b>	
		<b>TOTAL RESOURCES LESS REQUIREMENTS</b>	<b>11,040</b>	<b>15,563</b>	<b>0</b>	<b>0</b>		<b>0</b>	

COLUMBIA GORGE COMMUNITY COLLEGE

Account Number	Prj	Description	Actual 2014-15	Actual 2015-16	Adjusted 2016-17	Proposed 2017-18	% of T Bgt	\$Chg Incr(Decr)	% of Prior Bgt
<b>LIBRARY GRANTS</b>									
<b>RESOURCES</b>									
105-00-267-00-3000	0000	PRIOR YEAR FUND BALANCE	0	0	0	5,000		5,000	na
105-00-267-00-4163	0000	OCCWD STATE GF	0	27,550	24,050	20,000		(4,050)	83%
<b>TOTAL RESOURCES</b>			<b>0</b>	<b>27,550</b>	<b>24,050</b>	<b>25,000</b>		<b>950</b>	
<b>REQUIREMENTS</b>									
<b>PERSONNEL SERVICES</b>									
<b>SALARY EXPENSE</b>									
105-20-267-00-6442	0000	SPECIAL PROJECT WAGES	0	1,783	21,819	19,000		(2,819)	87%
<b>TOTAL SALARY EXPENSE</b>			<b>0</b>	<b>1,783</b>	<b>21,819</b>	<b>19,000</b>		<b>(2,819)</b>	
<b>OTHER PAYROLL EXPENSE</b>									
105-20-267-00-6901	0000	SOCIAL SECURITY	0	136	1,669	1,454		(215)	87%
105-20-267-00-6902	0000	WORKERS' COMPENSATION INS	0	12	164	95		(69)	58%
105-20-267-00-6903	0000	STATE WORKERS BENEFIT FUND	0	2	0	10		10	na
105-20-267-00-6904	0000	UNEMPLOYMENT INSURANCE	0	30	371	437		66	118%
105-20-267-00-6905	0000	PERS	0	175	20	3,996		3,976	19980%
105-20-267-00-6906	0000	DISABILITY INSURANCE	0	0	0	0		0	na
105-20-267-00-6907	0000	LIFE INSURANCE	0	0	0	0		0	na
105-20-267-00-6908	0000	HEALTH INSURANCE	0	0	0	0		0	na
105-20-267-00-6951	0000	PERS EQUALIZATION FUND	0	54	6	8		2	133%
<b>TOTAL OTHER PAYROLL EXPENSE</b>			<b>0</b>	<b>410</b>	<b>2,230</b>	<b>6,000</b>		<b>3,768</b>	
<b>TOTAL PERSONNEL SERVICES</b>			<b>0</b>	<b>2,193</b>	<b>24,049</b>	<b>25,000</b>		<b>3,768</b>	
<b>TOTAL EXPENDITURES</b>			<b>0</b>	<b>2,193</b>	<b>24,049</b>	<b>25,000</b>		<b>3,768</b>	
105-00-267-00-3000	0000	UNAPPROPRIATED ENDING FUND BALANCE	0	25,357	1	0		(2,818)	
<b>TOTAL REQUIREMENTS</b>			<b>0</b>	<b>2,193</b>	<b>24,049</b>	<b>25,000</b>		<b>950</b>	
<b>TOTAL RESOURCES LESS REQUIREMENTS</b>			<b>0</b>	<b>25,357</b>	<b>1</b>	<b>0</b>		<b>0</b>	

COLUMBIA GORGE COMMUNITY COLLEGE

Account Number	Prj	Description	Actual 2014-15	Actual 2015-16	Adjusted 2016-17	Proposed 2017-18	% of T Bgt	\$Chg Incr(Decr)	% of Prior Bgt
<b>AVID GRANT</b>									
<b>RESOURCES</b>									
105-00-268-00-3000	0000	PRIOR YEAR FUND BALANCE	0	0	0	0		0	na
105-00-268-00-4150	0000	AVID GRANT FROM D21	0	0	3,400	0		(3,400)	na
		<b>TOTAL RESOURCES</b>	<b>0</b>	<b>0</b>	<b>3,400</b>	<b>0</b>		<b>(3,400)</b>	
<b>REQUIREMENTS</b>									
<b>PERSONNEL SERVICES</b>									
<b>SALARY EXPENSE</b>									
105-30-268-00-6701	0000	STUDENT WAGES	0	0	3,400	0		(3,400)	na
		<b>TOTAL SALARY EXPENSE</b>	<b>0</b>	<b>0</b>	<b>3,400</b>	<b>0</b>		<b>(3,400)</b>	
<b>OTHER PAYROLL EXPENSE</b>									
105-30-268-00-6901	0000	SOCIAL SECURITY	0	0	0	0		0	na
105-30-268-00-6903	0000	STATE WORKERS BENEFIT FUND	0	0	0	0		0	na
105-30-268-00-6905	0000	PERS	0	0	0	0		0	na
105-30-268-00-6906	0000	DISABILITY INSURANCE	0	0	0	0		0	na
105-30-268-00-6907	0000	LIFE INSURANCE	0	0	0	0		0	na
105-30-268-00-6908	0000	HEALTH INSURANCE	0	0	0	0		0	na
105-30-268-00-6951	0000	PERS EQUALIZATION FUND	0	0	0	0		0	na
		<b>TOTAL OTHER PAYROLL EXPENSE</b>	<b>0</b>	<b>0</b>	<b>0</b>	<b>0</b>		<b>0</b>	
		<b>TOTAL PERSONNEL SERVICES</b>	<b>0</b>	<b>0</b>	<b>3,400</b>	<b>0</b>		<b>(3,400)</b>	
		<b>TOTAL EXPENDITURES</b>	<b>0</b>	<b>0</b>	<b>3,400</b>	<b>0</b>		<b>(3,400)</b>	
105-00-268-00-3000	0000	UNAPPROPRIATED ENDING FUND BALANCE	0	0	0	0		0	
		<b>TOTAL REQUIREMENTS</b>	<b>0</b>	<b>0</b>	<b>3,400</b>	<b>0</b>		<b>(3,400)</b>	
		<b>TOTAL RESOURCES LESS REQUIREMENTS</b>	<b>0</b>	<b>0</b>	<b>0</b>	<b>0</b>		<b>0</b>	



COLUMBIA GORGE COMMUNITY COLLEGE

Account Number	Prj	Description	Actual 2014-15	Actual 2015-16	Adjusted 2016-17	Proposed 2017-18	% of T Bgt	\$Chg Incr(Decr)	% of Prior Bgt
<b>OREGON STUDENT ASSISTANCE COMMISSION (OSAC) PROGRAM</b>									
<b>RESOURCES</b>									
105-00-269-00-3000	0000	PRIOR YEAR FUND BALANCE	445	445	445	445		0	100%
105-00-269-00-4161	0000	OSAC PROGRAM	0	0	0	0		0	na
<b>TOTAL RESOURCES</b>			<b>445</b>	<b>445</b>	<b>445</b>	<b>445</b>		<b>0</b>	
<b>REQUIREMENTS</b>									
<b>MATERIALS &amp; SERVICES</b>									
105-12-269-00-7114	0000	PROGRAM ADVERTISING & PROMOTIONS	0	0	0	445		445	na
105-12-269-00-8509	0000	FOOD & REFRESHMENTS	0	0	445	0		(445)	na
<b>TOTAL MATERIAL &amp; SERVICES</b>			<b>0</b>	<b>0</b>	<b>445</b>	<b>445</b>		<b>(0)</b>	na
<b>TOTAL EXPENDITURES</b>			<b>0</b>	<b>0</b>	<b>445</b>	<b>445</b>		<b>(0)</b>	
<b>UNAPPROPRIATED ENDING FUND BALANCE</b>									
105-00-269-00-3000	0000	UNAPPROPRIATED ENDING FUND BALANCE	445	445	(0)	0		0	
<b>TOTAL REQUIREMENTS</b>			<b>0</b>	<b>0</b>	<b>445</b>	<b>445</b>		<b>(0)</b>	
<b>TOTAL RESOURCES LESS REQUIREMENTS</b>			<b>445</b>	<b>445</b>	<b>(0)</b>	<b>0</b>		<b>0</b>	

COLUMBIA GORGE COMMUNITY COLLEGE

Account Number	Prj	Description	Actual 2014-15	Actual 2015-16	Adjusted 2016-17	Proposed 2017-18	% of T Bgt	\$Chg Incr(Decr)	% of Prior Bgt
<b>CAREER PATHWAYS INNOVATION FUND</b>									
<b>RESOURCES</b>									
105-00-270-00-3000	0000	PRIOR YEAR FUND BALANCE	1	0	0	0		0	na
105-00-270-00-4162	0000	OCCWD STRATEGIC RESERVE FUND	25,100	4,228	60,000	31,412		(28,589)	52%
<b>TOTAL RESOURCES</b>			<b>25,101</b>	<b>4,228</b>	<b>60,000</b>	<b>31,412</b>		<b>(28,589)</b>	
<b>REQUIREMENTS</b>									
<b>PERSONNEL SERVICES</b>									
<b>SALARY EXPENSE</b>									
105-12-270-00-6105	0000	DIRECTOR SALARIES	794	0	0	0		0	na
105-12-270-00-6107	0000	FT PROFESSIONAL SUPPORT SALARIES	3,376	0	0	0		0	na
105-12-270-00-6108	0000	PT PROFESSIONAL SUPPORT SALARIES	0	0	0	22,508		22,508	na
105-12-270-00-6301	0000	FULL TIME CLASSIFIED WAGES	2,949	0	0	0		0	na
105-12-270-00-6421	0000	PART TIME INSTRUCTOR WAGES	2,338	1,288	478	0		(478)	na
105-12-270-00-6441	0000	CURRICULUM DEVELOPMENT WAGES	0	0	0	0		0	na
105-12-270-00-6442	0000	SPECIAL PROJECT WAGES	318	0	23,989	0		(23,989)	na
<b>TOTAL SALARY EXPENSE</b>			<b>9,775</b>	<b>1,288</b>	<b>24,467</b>	<b>22,508</b>		<b>(24,467)</b>	
<b>OTHER PAYROLL EXPENSE</b>									
105-12-270-00-6901	0000	SOCIAL SECURITY	636	98	1,872	1,722		(150)	92%
105-12-270-00-6902	0000	WORKERS' COMPENSATION INS	41	7	184	119		(65)	65%
105-12-270-00-6903	0000	STATE WORKERS BENEFIT FUND	6	1	0	15		15	na
105-12-270-00-6904	0000	UNEMPLOYMENT INSURANCE	145	22	416	346		(70)	83%
105-12-270-00-6905	0000	PERS	919	0	46	2,282		2,236	4961%
105-12-270-00-6906	0000	DISABILITY INSURANCE	14	0	0	53		53	na
105-12-270-00-6907	0000	LIFE INSURANCE	3	0	0	8		8	na
105-12-270-00-6908	0000	HEALTH INSURANCE	2,569	0	0	3,391		3,391	na
105-12-270-00-6951	0000	PERS EQUALIZATION FUND	496	0	15	968		953	6452%
<b>TOTAL OTHER PAYROLL EXPENSE</b>			<b>4,829</b>	<b>128</b>	<b>2,533</b>	<b>8,903</b>		<b>6,370</b>	
<b>TOTAL PERSONNEL SERVICES</b>			<b>14,604</b>	<b>1,416</b>	<b>27,000</b>	<b>31,411</b>		<b>(18,097)</b>	
<b>MATERIALS &amp; SERVICES</b>									
105-12-270-00-7114	0000	PROGRAM ADVERTISING & PROMOTIONS	0	0	481	0		(481)	na
105-12-270-00-7210	0000	OTHER CONTRACTED SERVICES	6,413	0	2,736	0		(2,736)	na
105-12-270-00-7510	0000	POSTAGE	0	0	0	0		0	na
105-12-270-00-7601	0000	PRINTING & DUPLICATING	3,102	0	13,763	0		(13,763)	0%
105-12-270-00-7802	0000	GRANT SCHOLARSHIPS	0	0	0	0		0	na
105-12-270-00-8006	0000	INSTRUCTIONAL SUPPLIES	163	0	20	0		(20)	na
105-12-270-00-8205	0000	EMPLOYEE TRAVEL	0	2,611	7,000	0		(7,000)	na
105-12-270-00-8509	0000	FOOD & REFRESHMENTS	0	0	0	0		0	na
105-12-270-00-8513	0000	INDIRECT COST EXPENSE	820	201	9,000	0		(9,000)	na

COLUMBIA GORGE COMMUNITY COLLEGE

Account Number	Prj	Description	Actual 2014-15	Actual 2015-16	Adjusted 2016-17	Proposed 2017-18	% of T Bgt	\$Chg Incr(Decr)	% of Prior Bgt
		TOTAL MATERIAL & SERVICES	10,498	2,812	33,000	0		(33,000)	
		TOTAL EXPENDITURES	25,102	4,228	60,000	31,411		(51,096)	
105-00-270-00-3000	0000	UNAPPROPRIATED ENDING FUND BALANCE	(1)	0	0	0		22,508	
		TOTAL REQUIREMENTS	25,102	4,228	60,000	31,411		(28,589)	
		TOTAL RESOURCES LESS REQUIREMENTS	(1)	0	0	0		0	

COLUMBIA GORGE COMMUNITY COLLEGE

Account Number	Prj	Description	Actual 2014-15	Actual 2015-16	Adjusted 2016-17	Proposed 2017-18	% of T Bgt	\$Chg Incr(Decr)	% of Prior Bgt
<b>COMMUNITY COLLEGE STUDENT ASSISTANCE GRANT</b>									
<b>RESOURCES</b>									
105-00-271-00-3000	0000	PRIOR YEAR FUND BALANCE	0	12,722	0	2,668		2,668	na
105-00-271-00-4193	0000	GENERAL FUNDS STUDENT ASSISTANCE GRANT	20,000	0	0	0		0	na
		<b>TOTAL RESOURCES</b>	<b>20,000</b>	<b>12,722</b>	<b>0</b>	<b>2,668</b>		<b>2,668</b>	
<b>REQUIREMENTS</b>									
<b>MATERIALS &amp; SERVICES</b>									
105-30-271-00-7210	0000	OTHER CONTRACTED SERVICES	2,500	55	0	0		0	na
105-30-271-00-7802	0000	GRANT SCHOLARSHIPS	0	10,000	0	2,668		2,668	na
105-30-271-00-8509	0000	FOOD & REFRESHMENTS	331	0	0	0		0	na
105-30-271-00-8801	0000	FURNITURE <\$5000	4,446	0	0	0		0	na
		<b>TOTAL MATERIAL &amp; SERVICES</b>	<b>7,277</b>	<b>10,055</b>	<b>0</b>	<b>2,668</b>		<b>2,668</b>	
		<b>TOTAL EXPENDITURES</b>	<b>7,277</b>	<b>10,055</b>	<b>0</b>	<b>2,668</b>		<b>2,668</b>	
105-00-271-00-3000	0000	UNAPPROPRIATED ENDING FUND BALANCE	12,723	2,668	0	(0)		(0)	
		<b>TOTAL REQUIREMENTS</b>	<b>7,277</b>	<b>10,055</b>	<b>0</b>	<b>2,668</b>		<b>2,668</b>	
		<b>TOTAL RESOURCES LESS REQUIREMENTS</b>	<b>12,723</b>	<b>2,668</b>	<b>0</b>	<b>0</b>		<b>0</b>	

COLUMBIA GORGE COMMUNITY COLLEGE

Account Number	Prj	Description	Actual 2014-15	Actual 2015-16	Adjusted 2016-17	Proposed 2017-18	% of T Bgt	\$Chg Incr(Decr)	% of Prior Bgt
<b>ASPIRE MENTORSHIP PROGRAM</b>									
<b>RESOURCES</b>									
105-00-272-00-3000	0000	PRIOR YEAR FUND BALANCE	0	12,120	0	0		0	na
105-00-272-00-4161	0000	OR STUDENT ASSISTANCE COMMISSION	14,833	0	0	0		0	na
		<b>TOTAL RESOURCES</b>	<b>14,833</b>	<b>12,120</b>	<b>0</b>	<b>0</b>		<b>0</b>	
<b>MATERIALS &amp; SERVICES</b>									
105-30-272-00-7210	0000	OTHER CONTRACTED SERVICES	2,712	12,121	0	0		0	na
105-30-272-00-7802	0000	GRANT SCHOLARSHIPS	0	0	0	0		0	na
105-30-272-00-8202	0000	CONFERENCE FEES	0	0	0	0		0	na
105-30-272-00-8509	0000	FOOD & REFRESHMENTS	0	0	0	0		0	na
105-30-272-00-8801	0000	FURNITURE <\$5000	0	0	0	0		0	na
		<b>TOTAL MATERIAL &amp; SERVICES</b>	<b>2,712</b>	<b>12,121</b>	<b>0</b>	<b>0</b>		<b>0</b>	
		<b>TOTAL EXPENDITURES</b>	<b>2,712</b>	<b>12,121</b>	<b>0</b>	<b>0</b>		<b>0</b>	
105-00-272-00-3000	0000	UNAPPROPRIATED ENDING FUND BALANCE	12,121	(1)	0	0		0	
		<b>TOTAL REQUIREMENTS</b>	<b>2,712</b>	<b>12,121</b>	<b>0</b>	<b>0</b>		<b>0</b>	
		<b>TOTAL RESOURCES LESS REQUIREMENTS</b>	<b>12,121</b>	<b>(1)</b>	<b>0</b>	<b>0</b>		<b>0</b>	

COLUMBIA GORGE COMMUNITY COLLEGE

Account Number	Prj	Description	Actual 2014-15	Actual 2015-16	Adjusted 2016-17	Proposed 2017-18	% of T Bgt	\$Chg Incr(Decr)	% of Prior Bgt
<b>STUDENT DEFAULT MITIGATION</b>									
<b>RESOURCES</b>									
105-00-273-00-3000	0000	PRIOR YEAR FUND BALANCE	0	0	0	0		0	na
105-00-273-00-4163	0000	OCCWD STATE GF	5,000	0	0	0		0	na
		<b>TOTAL RESOURCES</b>	<b>5,000</b>	<b>0</b>	<b>0</b>	<b>0</b>		<b>0</b>	
<b>REQUIREMENTS</b>									
<b>MATERIALS &amp; SERVICES</b>									
105-30-273-00-7210	0000	OTHER CONTRACTED SERVICES	3,500	0	0	0		0	na
105-30-273-00-8205	0000	EMPLOYEE TRAVEL	1,500	0	0	0		0	na
		<b>TOTAL MATERIAL &amp; SERVICES</b>	<b>5,000</b>	<b>0</b>	<b>0</b>	<b>0</b>		<b>0</b>	
		<b>TOTAL EXPENDITURES</b>	<b>5,000</b>	<b>0</b>	<b>0</b>	<b>0</b>		<b>0</b>	
105-00-273-00-3000	0000	UNAPPROPRIATED ENDING FUND BALANCE	0	0	0	0		0	
		<b>TOTAL REQUIREMENTS</b>	<b>5,000</b>	<b>0</b>	<b>0</b>	<b>0</b>		<b>0</b>	
		<b>TOTAL RESOURCES LESS REQUIREMENTS</b>	<b>0</b>	<b>0</b>	<b>0</b>	<b>0</b>		<b>0</b>	

COLUMBIA GORGE COMMUNITY COLLEGE

Account Number	Prj	Description	Actual 2014-15	Actual 2015-16	Adjusted 2016-17	Proposed 2017-18	% of T Bgt	\$Chg Incr(Decr)	% of Prior Bgt
<b>EARLY LEARNING DIVISION LITERACY GRANT</b>									
105-00-274-00-3000	0000	PRIOR YEAR FUND BALANCE	0	0	0	0		0	na
105-00-274-00-4165	0000	OR DEPT OF EDUCATION	46,000	3,757	0	0		0	na
		<b>TOTAL RESOURCES</b>	<b>46,000</b>	<b>3,757</b>	<b>0</b>	<b>0</b>		<b>0</b>	
<b>REQUIREMENTS</b>									
<b>PERSONNEL SERVICES</b>									
<b>SALARY EXPENSE</b>									
105-40-274-00-6105	0000	DIRECTOR SALARIES	1,400	1,704	0	0		0	na
105-40-274-00-6801	0000	EMPLOYEE TAXABLE ALLOWANCE	0	42	0	0		0	na
		<b>TOTAL SALARY EXPENSE</b>	<b>1,400</b>	<b>1,746</b>	<b>0</b>	<b>0</b>		<b>0</b>	
<b>OTHER PAYROLL EXPENSE</b>									
<b>OPE - ALL EMPLOYEES (ACTUAL)</b>									
105-40-274-00-6901	0000	SOCIAL SECURITY	0	242	0	0		0	na
105-40-274-00-6902	0000	WORKERS COMPENSATION INS	0	17	0	0		0	na
105-40-274-00-6903	0000	STATE WORKERS BENEFIT FUND	0	2	0	0		0	na
105-40-274-00-6904	0000	UNEMPLOYMENT INSURANCE	0	54	0	0		0	na
105-40-274-00-6906	0000	DISABILITY INSURANCE	0	7	0	0		0	na
105-40-274-00-6907	0000	LIFE INSURANCE	0	1	0	0		0	na
105-40-274-00-6908	0000	HEALTH INSURANCE	659	528	0	0		0	na
105-40-274-00-6951	0000	PERS BENEFIT EQUALIZATION FUND	0	178	0	0		0	na
		<b>TOTAL OTHER PAYROLL EXPENSE</b>	<b>659</b>	<b>1,377</b>	<b>0</b>	<b>0</b>		<b>0</b>	
		<b>TOTAL PERSONNEL SERVICES</b>	<b>2,059</b>	<b>3,123</b>	<b>0</b>	<b>0</b>		<b>0</b>	
<b>MATERIALS &amp; SERVICES</b>									
105-40-274-00-7114	0000	PROGRAM ADVERTISING & PROMOTIONS	0	0	0	0		0	na
105-40-274-00-7206	0000	INSTRUCTIONAL CONTRACTED SERVICES	17,940	0	0	0		0	na
105-40-274-00-7601	0000	PRINTING & DUPLICATING	652	0	0	0		0	na
105-40-274-00-8006	0000	INSTRUCTIONAL SUPPLIES	8,286	20	0	0		0	na
105-40-274-00-8011	0000	REFERENCE MATERIALS	9,945	0	0	0		0	na
105-40-274-00-8205	0000	EMPLOYEE TRAVEL	271	406	0	0		0	na
105-40-274-00-8509	0000	FOOD & REFRESHMENTS	5,286	209	0	0		0	na
105-40-274-00-8519	0000	PROGRAM PARTICIPANT EXPENSE	1,768	0	0	0		0	na
		<b>TOTAL MATERIAL &amp; SERVICES</b>	<b>44,148</b>	<b>634</b>	<b>0</b>	<b>0</b>		<b>0</b>	
		<b>TOTAL EXPENDITURES</b>	<b>46,207</b>	<b>3,757</b>	<b>0</b>	<b>0</b>		<b>0</b>	
105-00-274-00-3000	0000	UNAPPROPRIATED ENDING FUND BALANCE	(207)	0	0	0		0	
		<b>TOTAL REQUIREMENTS</b>	<b>46,207</b>	<b>3,757</b>	<b>0</b>	<b>0</b>		<b>0</b>	
		<b>TOTAL RESOURCES LESS REQUIREMENTS</b>	<b>(207)</b>	<b>0</b>	<b>0</b>	<b>0</b>		<b>0</b>	

COLUMBIA GORGE COMMUNITY COLLEGE

Account Number	Prj	Description	Actual 2014-15	Actual 2015-16	Adjusted 2016-17	Proposed 2017-18	% of T Bgt	\$Chg Incr(Decr)	% of Prior Bgt
<b>OREGON CHILD CARE DIVISION</b>									
<b>RESOURCES</b>									
105-00-275-00-3000	0000	PRIOR YEAR FUND BALANCE	0	(208)	0	0		0	na
105-00-275-00-4045	0000	US DHHS CCD BLOCK GRANT 93.575	112,799	109,906	113,200	193,384		133,862	171%
105-00-275-00-4045	1012	US DHHS CCD BLOCK GRANT 93.575-SAFETY SET	1,239	1,267	1,267	1,267		0	100%
105-00-275-00-4045	1014	US DHHS CCD BLOCK GRANT 93.575-QRIS PROJ	27,465	21,875	14,700	0		(14,700)	na
105-00-275-00-4045	1015	US DHHS CCD BLOCK GRANT 93.575-QRIS PROJ	8,499	11,159	6,050	0		(6,050)	na
<b>TOTAL RESOURCES</b>			<b>150,002</b>	<b>143,999</b>	<b>135,217</b>	<b>194,651</b>		<b>113,112</b>	
<b>REQUIREMENTS</b>									
<b>PERSONNEL SERVICES</b>									
<b>SALARY EXPENSE</b>									
105-40-275-00-6105	0000	DIRECTOR SALARIES	37,427	37,465	43,279	54,144		10,865	125%
105-40-275-00-6105	1014	DIRECTOR SALARIES-QRIS PROJECT-QRIS	1,281	1,531	1,530	0		(1,530)	na
105-40-275-00-6301	0000	FULL TIME CLASSIFIED WAGES	0	2,966	6,000	23,500		29,514	392%
105-40-275-00-6301	1015	FULL TIME CLASSIFIED WAGES		1,486	0	0		0	na
105-40-275-00-6302	0000	PART TIME CLASSIFIED WAGES	25,518	20,264	11,635	31,627		20,186	272%
105-40-275-00-6302	1014	PART TIME CLASSIFIED WAGES -QRIS	18,265	9,822	8,400	0		(8,400)	na
105-40-275-00-6302	1015	PART TIME CLASSIFIED WAGES -QRIS	751	3,095	0	0		0	na
105-40-275-00-6421	0000	PART TIME INSTRUCTOR WAGES	219	1,216	0	0		0	na
105-40-275-00-6442	0000	SPECIAL PROJECT WAGES	967	0	2,200	1,000		(1,200)	45%
105-40-275-00-6801	0000	EMPLOYEE TAXABLE ALLOWANCE	842	594	700	990		290	141%
105-40-275-00-6801	1014	EMPLOYEE TAXABLE ALLOWANCE-QRIS	32	27	25	0		(25)	na
105-40-275-00-6801	1015	EMPLOYEE TAXABLE ALLOWANCE-QRIS	0	17	0	0		0	na
<b>TOTAL SALARY EXPENSE</b>			<b>87,043</b>	<b>81,352</b>	<b>73,769</b>	<b>111,261</b>		<b>49,699</b>	
<b>OTHER PAYROLL EXPENSE</b>									
105-40-275-00-6901	0000	SOCIAL SECURITY	4,888	4,458	5,000	8,884		3,884	178%
105-40-275-00-6901	1014	SOCIAL SECURITY-QRIS	1,363	926	400	0		(400)	na
105-40-275-00-6901	1015	SOCIAL SECURITY-QRIS	99	373	0	0		0	na
105-40-275-00-6902	0000	WORKERS' COMPENSATION INS	318	324	580	644		64	111%
105-40-275-00-6902	1014	WORKERS' COMPENSATION INS-QRIS PROJECT	96	65	150	0		(150)	na
105-40-275-00-6902	1015	WORKERS' COMPENSATION INS-QRIS PROJECT	0	35	0	0		0	na
105-40-275-00-6903	0000	STATE WORKERS BENEFIT FUND	53	44	292	84		(208)	29%
105-40-275-00-6903	1014	STATE WORKERS BENEFIT FUND-QRIS PROJECT	24	14	20	0		(20)	na
105-40-275-00-6903	1015	STATE WORKERS BENEFIT FUND-QRIS PROJECT	0	6	0	0		0	na
105-40-275-00-6904	0000	UNEMPLOYMENT INSURANCE	901	776	1,000	1,903		903	190%
105-40-275-00-6904	1014	UNEMPLOYMENT INSURANCE-QRIS PROJECT	333	193	340	0		(340)	na
105-40-275-00-6904	1015	UNEMPLOYMENT INSURANCE-QRIS PROJECT	0	81	0	0		0	na



COLUMBIA GORGE COMMUNITY COLLEGE

Account Number	Prj	Description	Actual 2014-15	Actual 2015-16	Adjusted 2016-17	Proposed 2017-18	% of T Bgt	\$Chg Incr(Decr)	% of Prior Bgt
105-40-275-00-6905	0000	PERS	6,990	7,938	8,200	16,046		7,846	196%
105-40-275-00-6905	1014	PERS-QRIS PROJECT	1,698	1,204	700	0		(700)	na
105-40-275-00-6905	1015	PERS-QRIS PROJECT	0	511	0	0		0	na
105-40-275-00-6906	0000	DISABILITY INSURANCE	94	92	97	211		114	217%
105-40-275-00-6906	1014	DISABILITY INSURANCE-QRIS PROJECT	4	9	32	0		(32)	na
105-40-275-00-6906	1015	DISABILITY INSURANCE-QRIS PROJECT	0	5	0	0		0	na
105-40-275-00-6907	0000	LIFE INSURANCE	12	13	34	33		(1)	97%
105-40-275-00-6907	1014	LIFE INSURANCE-QRIS PROJECT	0	3	13	0		(13)	na
105-40-275-00-6907	1015	LIFE INSURANCE-QRIS PROJECT	0	1	0	0		0	na
105-40-275-00-6908	0000	HEALTH INSURANCE	10,099	11,761	15,000	27,553		12,553	184%
105-40-275-00-6908	1014	HEALTH INSURANCE-QRIS PROJECT	1,661	3,431	700	0		(700)	na
105-40-275-00-6908	1015	HEALTH INSURANCE-QRIS PROJECT	0	1,168	0	0		0	na
105-40-275-00-6951	0000	PERS BENEFIT EQUALIZATION FUND	3,689	2,815	3,000	5,266		2,266	176%
105-40-275-00-6951	1014	PERS BENEFIT EQUALIZATION FUND-QRIS	1,062	695	1,200	0		(1,200)	na
105-40-275-00-6951	1015	PERS BENEFIT EQUALIZATION FUND-QRIS	0	157	0	0		0	na
<b>TOTAL OTHER PAYROLL EXPENSE</b>			<b>33,384</b>	<b>37,097</b>	<b>36,758</b>	<b>60,623</b>		<b>23,865</b>	
<b>TOTAL PERSONNEL SERVICES</b>			<b>120,427</b>	<b>118,449</b>	<b>110,527</b>	<b>171,884</b>		<b>73,564</b>	
<b>MATERIALS &amp; SERVICES</b>									
105-40-275-00-7114	0000	PROGRAM ADVERTISING & PROMOTIONS	987	777	160	0		(160)	na
105-40-275-00-7114	1015	PROGRAM ADVERTISING & PROMOTIONS-QRIS	83	115	158	0		(158)	na
105-40-275-00-7210	0000	OTHER CONTRACTED SERVICES	118	3,779	2,350	1,000		3,950	43%
105-40-275-00-7210	1014	OTHER CONTRACTED SERVICES-PROJ A	0	1,000	0	0		0	na
105-40-275-00-7210	1015	OTHER CONTRACTED SERVICES-QRIS PROJECT	5,146	1,535	1,000	0		(1,000)	na
105-40-275-00-7303	0000	EMPLOYEE TRAINING COSTS	276	150	230	0		(230)	na
105-40-275-00-7510	0000	POSTAGE	387	249	200	1,000		(50)	500%
105-40-275-00-7510	1014	POSTAGE-PROJ A	0	0	40	0		(40)	na
105-40-275-00-7510	1015	POSTAGE-	0	0	40	0		(40)	na
105-40-275-00-7601	0000	PRINTING & DUPLICATING	881	993	600	500		(100)	83%
105-40-275-00-7601	1014	PRINTING & DUPLICATING-PROJ A	0	0	100	0		(100)	na
105-40-275-00-7601	1015	PRINTING & DUPLICATING-PROJ A	0	0	100	0		(100)	na
105-40-275-00-7802	0000	GRANT SCHOLARSHIPS	20	359	78	500		2,022	641%
105-40-275-00-7802	1012	GRANT SCHOLARSHIPS-SAFETY SET	1,239	1,177	1,267	1,267		0	100%
105-40-275-00-7802	1014	GRANT SCHOLARSHIPS-	0	0	50	0		(50)	na
105-40-275-00-7802	1015	GRANT SCHOLARSHIPS-	0	0	200	0		(200)	na
105-40-275-00-8006	0000	INSTRUCTIONAL SUPPLIES	144	33	150	500		0	333%
105-40-275-00-8006	1015	INSTRUCTIONAL SUPPLIES-QRIS	48	87	1,275	0		(1,275)	na
105-40-275-00-8009	0000	OFFICE SUPPLIES	1,453	880	126	500		374	397%
105-40-275-00-8009	1014	OFFICE SUPPLIES-QRIS	6	12	100	0		(100)	na
105-40-275-00-8009	1015	OFFICE SUPPLIES-QRIS PROJECT	71	33	100	0		(100)	na
105-40-275-00-8011	0000	REFERENCE MATERIALS	824	0	0	0		0	na
105-40-275-00-8205	0000	EMPLOYEE TRAVEL	3,469	2,814	1,354	2,500		1,496	165%
105-40-275-00-8205	1014	EMPLOYEE TRAVEL-QRIS	1,590	468	879	0		(879)	na

COLUMBIA GORGE COMMUNITY COLLEGE

Account Number	Prj	Description	Actual 2014-15	Actual 2015-16	Adjusted 2016-17	Proposed 2017-18	% of T Bgt	\$Chg Incr(Decr)	% of Prior Bgt
105-40-275-00-8205	1015	EMPLOYEE TRAVEL-QRIS	453	1,095	1,505	0		(1,505)	na
105-40-275-00-8509	0000	FOOD & REFRESHMENTS	866	311	300	500		1,200	167%
105-40-275-00-8509	1014	FOOD & REFRESHMENTS-QRIS	50	500	100	0		(100)	na
105-40-275-00-8509	1015	FOOD & REFRESHMENTS-QRIS	107	468	402	0		(402)	na
105-40-275-00-8513	0000	INDIRECT COST EXPENSE	10,000	7,653	9,800	14,500		9,985	148%
105-40-275-00-8516	0000	MEMBERSHIP FEES & DUES	706	374	725	0		(725)	na
105-40-275-00-8519	0000	PROGRAM PARTICIPANT EXPENSE-SAFETY SET	272	320	200	0		(200)	na
105-40-275-00-8519	1015	PROGRAM PARTICIPANT EXPENSE-SAFETY SET	0	0	1,101	0		(1,101)	na
105-40-275-00-8801	0000	FURNITURE <\$5,000	380	369	0	0		0	na
<b>TOTAL MATERIAL &amp; SERVICES</b>			<b>29,577</b>	<b>25,550</b>	<b>24,690</b>	<b>22,767</b>		<b>10,570</b>	
<b>TOTAL EXPENDITURES</b>			<b>150,004</b>	<b>143,999</b>	<b>135,217</b>	<b>194,651</b>		<b>84,134</b>	
105-00-275-00-3000	0000	UNAPPROPRIATED ENDING FUND BALANCE	(2)	0	0	0		28,978	
<b>TOTAL REQUIREMENTS</b>			<b>150,004</b>	<b>143,999</b>	<b>135,217</b>	<b>194,651</b>		<b>84,134</b>	
<b>TOTAL RESOURCES LESS REQUIREMENTS</b>			<b>(2)</b>	<b>0</b>	<b>0</b>	<b>0</b>		<b>28,978</b>	

COLUMBIA GORGE COMMUNITY COLLEGE

Account Number	Prj	Description	Actual 2014-15	Actual 2015-16	Adjusted 2016-17	Proposed 2017-18	% of T Bgt	\$Chg Incr(Decr)	% of Prior Bgt
<b>CHILD CARE RESOURCE &amp; REFERRAL</b>									
<b>RESOURCES</b>									
105-00-276-00-3000	0000	PRIOR YEAR FUND BALANCE	11,964	20,217	30,000	35,000		5,000	117%
105-40-276-00-4411	0000	NON-CREDIT TUITION	7,443	11,444	10,000	8,000		(2,000)	80%
105-40-276-00-4554	0000	FOOD HANDLER CERT TEST FEE	75	55	50	50		0	100%
105-40-276-00-4564	0000	READ AND REFLECT FEE	275	153	250	250		0	100%
105-40-276-00-4621	0000	OTHER NONOPERATING REVENUE	1,457	1,720	1,500	1,000		(500)	67%
105-40-276-00-4652	0000	RESTRICTED GIFTS	0	200	200	200		0	100%
<b>TOTAL RESOURCES</b>			<b>21,214</b>	<b>33,790</b>	<b>42,000</b>	<b>44,500</b>		<b>2,500</b>	
<b>REQUIREMENTS</b>									
<b>PERSONNEL SERVICES</b>									
<b>SALARY EXPENSE</b>									
105-40-276-00-6105	0000	DIRECTOR SALARIES	0	0	5,000	5,000		0	100%
105-40-276-00-6107	0000	FT PROFESSIONAL SUPPORT SALARIES	0	0	5,000	5,000		0	100%
105-40-276-00-6302	0000	PART TIME CLASSIFIED WAGES	0	0	5,000	5,000		0	100%
<b>TOTAL SALARY EXPENSE</b>			<b>0</b>	<b>0</b>	<b>15,000</b>	<b>15,000</b>		<b>0</b>	
<b>OTHER PAYROLL EXPENSE</b>									
105-40-276-00-6901	0000	SOCIAL SECURITY	0	0	1,000	1,148		148	115%
105-40-276-00-6902	0000	WORKERS' COMPENSATION INS	0	0	50	75		25	150%
105-40-276-00-6903	0000	STATE WORKERS BENEFIT FUND	0	0	25	8		(17)	32%
105-40-276-00-6904	0000	UNEMPLOYMENT INSURANCE	0	0	30	345		315	1150%
105-40-276-00-6905	0000	PERS	0	0	500	3,155		2,655	631%
105-40-276-00-6906	0000	DISABILITY INSURANCE	0	0	25	11		(14)	44%
105-40-276-00-6907	0000	LIFE INSURANCE	0	0	20	20		0	100%
105-40-276-00-6908	0000	HEALTH INSURANCE	0	0	500	500		0	100%
105-40-276-00-6951	0000	PERS BENEFIT EQUALIZATION FUND	0	0	500	500		0	100%
<b>TOTAL OTHER PAYROLL EXPENSE</b>			<b>0</b>	<b>0</b>	<b>2,650</b>	<b>5,762</b>		<b>3,112</b>	
<b>TOTAL PERSONNEL SERVICES</b>			<b>0</b>	<b>0</b>	<b>17,650</b>	<b>20,762</b>		<b>3,112</b>	
<b>MATERIALS &amp; SERVICES</b>									
105-40-276-00-7114	0000	PROGRAM ADVERTISING & PROMOTIONS	2	220	1,000	1,500		1,000	150%
105-40-276-00-7210	0000	OTHER CONTRACTED SERVICES	0	2,620	5,000	7,000		2,000	140%
105-40-276-00-7303	0000	EMPLOYEE TRAINING COSTS	126	45	500	1,000		500	200%
105-40-276-00-7510	0000	POSTAGE	0	0	0	0		0	na
105-40-276-00-7802	0000	GRANT SCHOLARSHIPS	(87)	(272)	500	500		0	100%
105-40-276-00-8006	0000	INSTRUCTIONAL SUPPLIES	0	58	500	500		0	100%
105-40-276-00-8009	0000	OFFICE SUPPLIES	855	79	0	100		100	na
105-40-276-00-8201	0000	CONFERENCE FEES	0	0	500	500		0	100%
105-40-276-00-8205	0000	EMPLOYEE TRAVEL	0	370	3,972	4,000		28	101%

COLUMBIA GORGE COMMUNITY COLLEGE

Account Number	Prj	Description	Actual 2014-15	Actual 2015-16	Adjusted 2016-17	Proposed 2017-18	% of T Bgt	\$Chg Incr(Decr)	% of Prior Bgt
105-40-276-00-8209	0000	FOOD & REFRESHMENTS	101	159	2,500	2,500		0	100%
105-40-276-00-8515	0000	MEETING & CONFERENCE EXPENSE	0	0	2,500	2,500		0	100%
105-40-276-00-8519	0000	PROGRAM PARTICIPANT EXPENSE	0	157	500	3,638		3,138	728%
		<b>TOTAL MATERIAL &amp; SERVICES</b>	<b>997</b>	<b>3,436</b>	<b>17,472</b>	<b>23,738</b>		<b>6,766</b>	
		<b>TOTAL EXPENDITURES</b>	<b>997</b>	<b>3,436</b>	<b>35,122</b>	<b>44,500</b>		<b>9,878</b>	
<b>TRANSFERS</b>									
105-40-276-00-9951	0000	INTR DEPT SVCS IT	0	0	0	0		0	
		<b>TOTAL TRANSFERS</b>	<b>0</b>	<b>0</b>	<b>0</b>	<b>0</b>		<b>0</b>	
		<b>TOTAL EXPENDITURES</b>	<b>997</b>	<b>3,436</b>	<b>35,122</b>	<b>44,500</b>		<b>9,878</b>	
105-00-276-00-3000	0000	UNAPPROPRIATED ENDING FUND BALANCE	20,217	30,353	6,878	0		(7,378)	
		<b>TOTAL REQUIREMENTS</b>	<b>997</b>	<b>3,436</b>	<b>35,122</b>	<b>44,500</b>		<b>9,878</b>	
		<b>TOTAL RESOURCES LESS REQUIREMENTS</b>	<b>20,217</b>	<b>30,353</b>	<b>6,878</b>	<b>0</b>		<b>(7,378)</b>	

COLUMBIA GORGE COMMUNITY COLLEGE

Account Number	Prj	Description	Actual 2014-15	Actual 2015-16	Adjusted 2016-17	Proposed 2017-18	% of T Bgt	\$Chg Incr(Decr)	% of Prior Bgt
<b>DEPT OF HUMAN SERVICES INTEGRATED CHILD CARE GRANT</b>									
105-00-277-00-3000	0000	PRIOR YEAR FUND BALANCE	0	0	0	0	0	0	na
105-00-277-00-4047	0000	US DHHS CHILD CARE & DEVELOPMENT 93.596	18,859	18,951	19,706	0		(19,706)	na
105-00-277-00-4047	1011	US DHHS CHILD CARE & DEVELOPMENT 93.596-LEHRC	2,229	2,254	2,254	0		(2,254)	na
<b>TOTAL RESOURCES</b>			<b>21,088</b>	<b>21,205</b>	<b>21,960</b>	<b>0</b>		<b>(21,960)</b>	
<b>REQUIREMENTS</b>									
<b>PERSONNEL SERVICES</b>									
<b>SALARY EXPENSE</b>									
105-40-277-00-6105	0000	DIRECTOR SALARIES	7,655	6,014	5,500	0		(5,500)	na
105-40-277-00-6105	1011	DIRECTOR SALARIES-LERHC	1,531	1,514	1,500	0		(1,500)	na
105-40-277-00-6107	0000	FT PROFESSIONAL SUPPORT SALARIES	0	0	0	0		0	na
105-40-277-00-6107	1011	FT PROFESSIONAL SUPPORT SALARIES-LERHC	0	0	0	0		0	na
105-40-277-00-6302	0000	PART TIME CLASSIFIED WAGES	3,811	5,375	5,140	0		(5,140)	na
105-40-277-00-6801	0000	EMPLOYEE TAXABLE ALLOWANCE	160	167	175	0		(175)	na
105-40-277-00-6801	1011	EMPLOYEE TAXABLE ALLOWANCE-PROJ B	32	27	30	0		(30)	na
<b>TOTAL SALARY EXPENSE</b>			<b>13,189</b>	<b>14,017</b>	<b>12,345</b>	<b>0</b>		<b>(12,345)</b>	
<b>OTHER PAYROLL EXPENSE</b>									
105-40-277-00-6901	0000	SOCIAL SECURITY	835	851	900	0		(900)	na
105-40-277-00-6901	1011	SOCIAL SECURITY-LERHC	120	119	120	0		(120)	na
105-40-277-00-6902	0000	WORKERS' COMPENSATION INS	54	66	70	0		(70)	na
105-40-277-00-6902	1011	WORKERS' COMPENSATION INS-LERHC	7	8	10	0		(10)	na
105-40-277-00-6903	0000	STATE WORKERS BENEFIT FUND	9	10	10	0		(10)	na
105-40-277-00-6903	1011	STATE WORKERS BENEFIT FUND-LERHC	1	1	20	0		(20)	na
105-40-277-00-6904	0000	UNEMPLOYMENT INSURANCE	149	165	170	0		(170)	na
105-40-277-00-6904	1011	UNEMPLOYMENT INSURANCE-LERHC	19	18	2	0		(2)	na
105-40-277-00-6905	0000	PERS	1,268	1,390	1,400	0		(1,400)	na
105-40-277-00-6905	1011	PERS-LERHC	172	217	220	0		(220)	na
105-40-277-00-6906	0000	DISABILITY INSURANCE	18	16	18	0		(18)	na
105-40-277-00-6906	1011	DISABILITY INSURANCE-LERHC	4	4	4	0		(4)	na
105-40-277-00-6907	0000	LIFE INSURANCE	2	4	5	0		(5)	na
105-40-277-00-6907	1011	LIFE INSURANCE-LERHC	1	1	2	0		(2)	na
105-40-277-00-6908	0000	HEALTH INSURANCE	1,981	2,101	2,200	0		(2,200)	na
105-40-277-00-6908	1011	HEALTH INSURANCE-LERHC	255	275	275	0		(275)	na
105-40-277-00-6951	0000	PERS BENEFIT EQUALIZATION FUND	667	508	510	0		(510)	na
105-40-277-00-6951	1011	PERS BENEFIT EQUALIZATION FUND-LERHC	88	70	71	0		(71)	na
<b>TOTAL OTHER PAYROLL EXPENSE</b>			<b>5,650</b>	<b>5,824</b>	<b>6,007</b>	<b>0</b>		<b>(6,007)</b>	
<b>TOTAL PERSONNEL SERVICES</b>			<b>18,839</b>	<b>19,841</b>	<b>18,352</b>	<b>0</b>		<b>(18,352)</b>	
<b>MATERIALS &amp; SERVICES</b>									

COLUMBIA GORGE COMMUNITY COLLEGE

Account Number	Prj	Description	Actual 2014-15	Actual 2015-16	Adjusted 2016-17	Proposed 2017-18	% of T Bgt	\$Chg Incr(Decr)	% of Prior Bgt
105-40-277-00-7210	0000	OTHER CONTRACTED SERVICES	0	53	0	0		0	na
105-40-277-00-7510	0000	POSTAGE	53	23	60	0		(60)	na
105-40-277-00-7601	0000	PRINTING & DUPLICATING	6	0	125	0		(125)	na
105-40-277-00-7802	0000	GRANT SCHOLARSHIPS	105	(85)	500	0		(500)	na
105-40-277-00-7802	1011	GRANT SCHOLARSHIPS-LEHRC	0	0	60	0		(60)	na
105-40-277-00-8009	0000	OFFICE SUPPLIES	42	9	100	0		(100)	na
105-40-277-00-8009	1011	OFFICE SUPPLIES-LEHRC	0	0	0	0		0	na
105-40-277-00-8205	0000	EMPLOYEE TRAVEL	1,592	814	2,263	0		(2,263)	na
105-40-277-00-8509	0000	FOOD & REFRESHMENTS	50	179	100	0		(100)	na
105-40-277-00-8513	0000	INDIRECT COST EXPENSE	400	371	400	0		(400)	na
		<b>TOTAL MATERIAL &amp; SERVICES</b>	<b>2,248</b>	<b>1,365</b>	<b>3,608</b>	<b>0</b>		<b>(3,608)</b>	
		<b>TOTAL EXPENDITURES</b>	<b>21,087</b>	<b>21,205</b>	<b>21,960</b>	<b>0</b>		<b>(21,960)</b>	
105-00-277-00-3000	0000	UNAPPROPRIATED ENDING FUND BALANCE	1	0	0	0		0	
		<b>TOTAL REQUIREMENTS</b>	<b>21,087</b>	<b>21,205</b>	<b>21,960</b>	<b>0</b>		<b>(21,960)</b>	
		<b>TOTAL RESOURCES LESS REQUIREMENTS</b>	<b>1</b>	<b>0</b>	<b>0</b>	<b>0</b>		<b>0</b>	

COLUMBIA GORGE COMMUNITY COLLEGE

Account Number	Prj	Description	Actual 2014-15	Actual 2015-16	Adjusted 2016-17	Proposed 2017-18	% of T Bgt	\$Chg Incr(Decr)	% of Prior Bgt
<b>CO-CURRICULAR ACTIVITIES FUND</b>									
<b>RESOURCES</b>									
105-00-278-00-3000	0000	PRIOR YEAR FUND BALANCE		1,585	0	0			na
105-00-278-00-4311	0000	HOOD RIVER CULTURAL TRUST	73	0	0	0		0	na
105-00-278-00-4652	0000	RESTRICTED GIFTS	1,000	0	0	0		0	na
105-00-278-00-4901	0000	TRANSFER FROM GENERAL FUND	5,000	5,000	0	0		0	na
		<b>TOTAL RESOURCES</b>	<b>6,173</b>	<b>6,585</b>	<b>0</b>	<b>0</b>		<b>0</b>	
<b>REQUIREMENTS</b>									
<b>MATERIALS &amp; SERVICES</b>									
105-00-278-00-7210	0000	OTHER CONTRACTED SERVICES	2,448	3,932	0	0		0	na
105-00-278-00-8006	0000	INSTRUCTIONAL SUPPLIES	1,441	2,230	0	0		0	na
105-00-278-00-8205	0000	EMPLOYEE TRAVEL	58	0	0	0		0	na
105-00-278-00-8509	0000	FOOD & REFRESHMENTS	641	423	0	0		0	na
		<b>TOTAL MATERIAL &amp; SERVICES</b>	<b>4,588</b>	<b>6,585</b>	<b>0</b>	<b>0</b>		<b>0</b>	na
		<b>TOTAL EXPENDITURES</b>	<b>4,588</b>	<b>6,585</b>	<b>0</b>	<b>0</b>		<b>0</b>	na
105-00-278-00-3000	0000	UNAPPROPRIATED ENDING FUND BALANCE	1,585	0	0	0		0	
		<b>TOTAL REQUIREMENTS</b>	<b>4,588</b>	<b>6,585</b>	<b>0</b>	<b>0</b>		<b>0</b>	
		<b>TOTAL RESOURCES LESS REQUIREMENTS</b>	<b>1,585</b>	<b>0</b>	<b>0</b>	<b>0</b>		<b>0</b>	

COLUMBIA GORGE COMMUNITY COLLEGE

Account Number	Prj	Description	Actual 2014-15	Actual 2015-16	Adjusted 2016-17	Proposed 2017-18	% of T Bgt	\$Chg Incr(Decr)	% of Prior Bgt
<b>FOCUSED CHILD CARE NETWORK GRANT</b>									
<b>RESOURCES</b>									
105-00-279-00-3000	0000	PRIOR YEAR FUND BALANCE	0	0	0	0		0	na
105-00-279-00-4164	0000	OCCWD DEVELOPMENTAL EDUCATION	0	39,517	44,600	0		(44,600)	na
<b>TOTAL RESOURCES</b>			<b>0</b>	<b>39,517</b>	<b>44,600</b>	<b>0</b>		<b>(44,600)</b>	
<b>REQUIREMENTS</b>									
<b>PERSONNEL SERVICES</b>									
<b>SALARY EXPENSE</b>									
105-40-279-00-6105	0000	DIRECTOR SALARIES	0	1,914	2,628	0		(2,628)	na
105-40-279-00-6301	0000	FULL TIME CLASSIFIED WAGES	0	11,491	17,268	0		(17,268)	na
105-40-279-00-6302	0000	PART TIME CLASSIFIED WAGES	0	6,411	0	0		0	na
105-40-279-00-6801	0000	EMPLOYEE TAXABLE ALLOWANCE	0	37	990	0		(990)	na
<b>TOTAL SALARY EXPENSE</b>			<b>0</b>	<b>19,853</b>	<b>20,886</b>	<b>0</b>		<b>(20,886)</b>	
<b>OTHER PAYROLL EXPENSE</b>									
105-40-279-00-6901	0000	SOCIAL SECURITY	0	1,418	1,522	0		(1,522)	na
105-40-279-00-6902	0000	WORKERS' COMPENSATION INS	0	105	150	0		(150)	na
105-40-279-00-6903	0000	STATE WORKERS BENEFIT FUND	0	20	69	0		(69)	na
105-40-279-00-6904	0000	UNEMPLOYMENT INSURANCE	0	304	338	0		(338)	na
105-40-279-00-6905	0000	PERS	0	1,766	1,813	0		(1,813)	na
105-40-279-00-6906	0000	DISABILITY INSURANCE	0	37	25	0		(25)	na
105-40-279-00-6907	0000	LIFE INSURANCE	0	11	10	0		(10)	na
105-40-279-00-6908	0000	HEALTH INSURANCE	0	10,152	10,624	0		(10,624)	na
105-40-279-00-6951	0000	PERS BENEFIT EQUALIZATION FUND	0	873	1,094	0		(1,094)	na
<b>TOTAL OTHER PAYROLL EXPENSE</b>			<b>0</b>	<b>14,687</b>	<b>15,645</b>	<b>0</b>		<b>(15,645)</b>	
<b>TOTAL PERSONNEL SERVICES</b>			<b>0</b>	<b>34,540</b>	<b>36,531</b>	<b>0</b>		<b>(36,531)</b>	
<b>MATERIALS &amp; SERVICES</b>									
105-40-279-00-7206	0000	INSTRUCTIONAL CONTRACTED SERV	0	345	0	0		0	na
105-40-279-00-7210	0000	OTHER CONTRACTED SERV	0	345	345	0		(345)	na
105-40-279-00-7510	0000	POSTAGE	0	0	69	0		(69)	na
105-40-279-00-7601	0000	PRINTING & DUPLICATING	0	0	0	0		0	na
105-40-279-00-8006	0000	INSTRUCTIONAL SUPPLIES	0	1,269	1,000	0		(1,000)	na
105-40-279-00-8009	0000	OFFICE SUPPLIES	0	5	500	0		(500)	na
105-40-279-00-8205	0000	EMPLOYEE TRAVEL	0	185	1,500	0		(1,500)	na
105-40-279-00-8509	0000	FOOD & REFRESHMENTS	0	1,096	2,655	0		(2,655)	na
105-40-279-00-8519	0000	PROGRAM PARTICIPANT EXPENSE	0	1,732	2,000	0		(2,000)	na
<b>TOTAL MATERIAL &amp; SERVICES</b>			<b>0</b>	<b>4,977</b>	<b>8,069</b>	<b>0</b>		<b>(8,069)</b>	
<b>TOTAL EXPENDITURES</b>			<b>0</b>	<b>39,517</b>	<b>44,600</b>	<b>0</b>		<b>(44,600)</b>	



COLUMBIA GORGE COMMUNITY COLLEGE

Account Number	Prj	Description	Actual 2014-15	Actual 2015-16	Adjusted 2016-17	Proposed 2017-18	% of T Bgt	\$Chg Incr(Decr)	% of Prior Bgt
105-00-279-00-3000	0000	UNAPPROPRIATED ENDING FUND BALANCE	0	0	0	0	0	0	0
		TOTAL REQUIREMENTS	0	39,517	44,600	0		(44,600)	
		TOTAL RESOURCES LESS REQUIREMENTS	0	0	0	0		0	

COLUMBIA GORGE COMMUNITY COLLEGE

Account Number	Prj	Description	Actual 2014-15	Actual 2015-16	Adjusted 2016-17	Proposed 2017-18	% of T Bgt	\$Chg Incr(Decr)	% of Prior Bgt
<b>CHILD CARE PARTNERS MISC GRANT</b>									
<b>RESOURCES</b>									
105-00-280-00-3000	0000	PRIOR YEAR FUND BALANCE	0	0	0	0		0	na
105-00-280-00-4317	0000	MISC LOCAL	0	900	0	0		0	na
		<b>TOTAL RESOURCES</b>	<b>0</b>	<b>900</b>	<b>0</b>	<b>0</b>		<b>0</b>	
<b>REQUIREMENTS</b>									
<b>MATERIALS &amp; SERVICES</b>									
105-40-280-00-7601	0000	PRINTING & DUPLICATING	0	433	0	0		0	na
105-40-280-00-8509	0000	FOOD & REFRESHMENTS	0	467	0	0		0	na
		<b>TOTAL MATERIAL &amp; SERVICES</b>	<b>0</b>	<b>900</b>	<b>0</b>	<b>0</b>		<b>0</b>	
		<b>TOTAL EXPENDITURES</b>	<b>0</b>	<b>900</b>	<b>0</b>	<b>0</b>		<b>0</b>	
105-00-280-00-3000	0000	UNAPPROPRIATED ENDING FUND BALANCE	0	0	0	0		0	
		<b>TOTAL REQUIREMENTS</b>	<b>0</b>	<b>900</b>	<b>0</b>	<b>0</b>		<b>0</b>	
		<b>TOTAL RESOURCES LESS REQUIREMENTS</b>	<b>0</b>	<b>0</b>	<b>0</b>	<b>0</b>		<b>0</b>	

COLUMBIA GORGE COMMUNITY COLLEGE

Account Number	Prj	Description	Actual 2014-15	Actual 2015-16	Adjusted 2016-17	Proposed 2017-18	% of T Bgt	\$Chg Incr(Decr)	% of Prior Bgt
<b>FOCUSED CHILD CARE NETWORK GRANT-SPANISH</b>									
<b>RESOURCES</b>									
105-00-281-00-3000	0000	PRIOR YEAR FUND BALANCE	0	0	0	0		0	na
105-00-281-00-4049	0000	OCCWD DEVELOPMENTAL EDUCATION	0	0	26,958	0		(26,958)	na
<b>TOTAL RESOURCES</b>			<b>0</b>	<b>0</b>	<b>26,958</b>	<b>0</b>		<b>(26,958)</b>	
<b>REQUIREMENTS</b>									
<b>PERSONNEL SERVICES</b>									
<b>SALARY EXPENSE</b>									
105-40-281-00-6302	0000	PART TIME CLASSIFIED WAGES	0	0	15,682	0		(15,682)	na
<b>TOTAL SALARY EXPENSE</b>			<b>0</b>	<b>0</b>	<b>15,682</b>	<b>0</b>		<b>(15,682)</b>	
<b>OTHER PAYROLL EXPENSE</b>									
105-40-281-00-6901	0000	SOCIAL SECURITY	0	0	1,012	0		(1,012)	na
105-40-281-00-6902	0000	WORKERS' COMPENSATION INS	0	0	817	0		(817)	na
105-40-281-00-6903	0000	STATE WORKERS BENEFIT FUND	0	0	1,541	0		(1,541)	na
105-40-281-00-6904	0000	UNEMPLOYMENT INSURANCE	0	0	225	0		(225)	na
105-40-281-00-6905	0000	PERS	0	0	1,291	0		(1,291)	na
105-40-281-00-6906	0000	DISABILITY INSURANCE	0	0	0	0		0	na
105-40-281-00-6907	0000	LIFE INSURANCE	0	0	0	0		0	na
105-40-281-00-6908	0000	HEALTH INSURANCE	0	0	1,769	0		(1,769)	na
105-40-281-00-6951	0000	PERS BENEFIT EQUALIZATION FUND	0	0	663	0		(663)	na
<b>TOTAL OTHER PAYROLL EXPENSE</b>			<b>0</b>	<b>0</b>	<b>7,318</b>	<b>0</b>		<b>(7,318)</b>	
<b>TOTAL PERSONNEL SERVICES</b>			<b>0</b>	<b>0</b>	<b>23,000</b>	<b>0</b>		<b>(23,000)</b>	
<b>MATERIALS &amp; SERVICES</b>									
105-40-281-00-7206	0000	INSTRUTIONAL CONTRACTED SERV	0	0	0	0		0	na
105-40-281-00-7210	0000	OTHER CONTRACTED SERV	0	0	0	0		0	na
105-40-281-00-7510	0000	POSTAGE	0	0	0	0		0	na
105-40-281-00-7601	0000	PRINTING & DUPLICATING	0	0	0	0		0	na
105-40-281-00-8006	0000	INSTRUTIONAL SUPPLIES	0	0	0	0		0	na
105-40-281-00-8009	0000	OFFICE SUPPLIES	0	0	83	0		(83)	na
105-40-281-00-8205	0000	EMPLOYEE TRAVEL	0	0	3,696	0		(3,696)	na
105-40-281-00-8509	0000	FOOD & REFRESHMENTS	0	0	179	0		(179)	na
105-40-281-00-8519	0000	PROGRAM PARTICIPANT EXPENSE	0	0	0	0		0	na
<b>TOTAL MATERIAL &amp; SERVICES</b>			<b>0</b>	<b>0</b>	<b>3,958</b>	<b>0</b>		<b>(3,958)</b>	
<b>TOTAL EXPENDITURES</b>			<b>0</b>	<b>0</b>	<b>26,958</b>	<b>0</b>		<b>(26,958)</b>	
105-00-281-00-3000	0000	UNAPPROPRIATED ENDING FUND BALANCE	0	0	0	0		0	

COLUMBIA GORGE COMMUNITY COLLEGE

Account Number	Prj	Description	Actual 2014-15	Actual 2015-16	Adjusted 2016-17	Proposed 2017-18	% of T Bgt	\$Chg Incr(Decr)	% of Prior Bgt
		TOTAL REQUIREMENTS	0	0	26,958	0		(26,958)	
		TOTAL RESOURCES LESS REQUIREMENTS	0	0	0	0		0	

COLUMBIA GORGE COMMUNITY COLLEGE

Account Number	Prj	Description	Actual 2014-15	Actual 2015-16	Adjusted 2016-17	Proposed 2017-18	% of T Bgt	\$Chg Incr(Decr)	% of Prior Bgt
<b>RESOURCE DEVELOPMENT SPECIAL REVENUE ACC</b>									
<b>RESOURCES</b>									
105-00-282-00-3000	0000	PRIOR YEAR FUND BALANCE	0	0	0	0		0	na
105-00-282-00-4694	0000	FOUNDATION REIMBURSEMENT	0	0	0	0		0	na
		<b>TOTAL RESOURCES</b>	<b>0</b>	<b>0</b>	<b>0</b>	<b>0</b>		<b>0</b>	
<b>REQUIREMENTS</b>									
<b>MATERIALS &amp; SERVICES</b>									
105-50-282-00-8510	0000	FUNDRAISING COSTS	0	0	0	0		0	na
		<b>TOTAL MATERIAL &amp; SERVICES</b>	<b>0</b>	<b>0</b>	<b>0</b>	<b>0</b>		<b>0</b>	
		<b>TOTAL EXPENDITURES</b>	<b>0</b>	<b>0</b>	<b>0</b>	<b>0</b>		<b>0</b>	
105-00-282-00-3000	0000	UNAPPROPRIATED ENDING FUND BALANCE	0	0	0	0		0	
		<b>TOTAL REQUIREMENTS</b>	<b>0</b>	<b>0</b>	<b>0</b>	<b>0</b>		<b>0</b>	
		<b>TOTAL RESOURCES LESS REQUIREMENTS</b>	<b>0</b>	<b>0</b>	<b>0</b>	<b>0</b>		<b>0</b>	

COLUMBIA GORGE COMMUNITY COLLEGE

Account Number	Prj	Description	Actual 2014-15	Actual 2015-16	Adjusted 2016-17	Proposed 2017-18	% of T Bgt	\$Chg Incr(Decr)	% of Prior Bgt
<b>CAREER PATHWAYS PROGRAM INCOME FUND</b>									
<b>RESOURCES</b>									
105-00-283-00-3000	0000	PRIOR YEAR FUND BALANCE	70	0	0	0		0	na
105-00-283-00-4714	0000	PROGRAM INCOME	0	0	0	0		0	na
		<b>TOTAL RESOURCES</b>	<b>70</b>	<b>0</b>	<b>0</b>	<b>0</b>		<b>0</b>	
<b>REQUIREMENTS</b>									
<b>MATERIALS &amp; SERVICES</b>									
105-50-283-00-8201	0000	CONFERENCE FEES	491	0	0	0		0	na
105-50-283-00-8205	0000	EMPLOYEE TRAVEL	(640)	0	0	0		0	na
105-50-283-00-8515	0000	MEETING & CONFERENCE EXPENSE	219	0	0	0		0	na
		<b>TOTAL MATERIAL &amp; SERVICES</b>	<b>70</b>	<b>0</b>	<b>0</b>	<b>0</b>		<b>0</b>	
		<b>TOTAL EXPENDITURES</b>	<b>70</b>	<b>0</b>	<b>0</b>	<b>0</b>		<b>0</b>	
105-00-283-00-3000	0000	UNAPPROPRIATED ENDING FUND BALANCE	0	0	0	0		0	
		<b>TOTAL REQUIREMENTS</b>	<b>70</b>	<b>0</b>	<b>0</b>	<b>0</b>		<b>0</b>	
		<b>TOTAL RESOURCES LESS REQUIREMENTS</b>	<b>0</b>	<b>0</b>	<b>0</b>	<b>0</b>		<b>0</b>	

COLUMBIA GORGE COMMUNITY COLLEGE

Account Number	Prj	Description	Actual 2014-15	Actual 2015-16	Adjusted 2016-17	Proposed 2017-18	% of T Bgt	\$Chg Incr(Decr)	% of Prior Bgt
<b>PATHWAYS INITIATIVE STATE-WIDE DIRECTOR GRANT</b>									
<b>RESOURCES</b>									
105-00-284-00-3000	0000	PRIOR YEAR FUND BALANCE	0	0	0	0		0	na
105-00-284-00-4162	0000	OCCWD STRATEGIC RESERVE FUND	158,177	0	0	0		0	na
<b>TOTAL RESOURCES</b>			<b>158,177</b>	<b>0</b>	<b>0</b>	<b>0</b>		<b>0</b>	
<b>REQUIREMENTS</b>									
<b>SALARY EXPENSE</b>									
105-50-284-00-6105	0000	DIRECTOR SALARIES	81,054	0	0	0		0	na
105-50-284-00-6801	0000	EMPLOYEE TAXABLE ALLOWANCE	994	0	0	0		0	na
<b>TOTAL SALARY EXPENSE</b>			<b>82,048</b>	<b>0</b>	<b>0</b>	<b>0</b>		<b>0</b>	
<b>OTHER PAYROLL EXPENSE</b>									
105-50-284-00-6901	0000	SOCIAL SECURITY	6,101	0	0	0		0	na
105-50-284-00-6902	0000	WORKERS' COMPENSATION INS	384	0	0	0		0	na
105-50-284-00-6903	0000	STATE WORKERS BENEFIT FUND	26	0	0	0		0	na
105-50-284-00-6904	0000	UNEMPLOYMENT INSURANCE	607	0	0	0		0	na
105-50-284-00-6905	0000	PERS	9,042	0	0	0		0	na
105-50-284-00-6906	0000	DISABILITY INSURANCE	176	0	0	0		0	na
105-50-284-00-6907	0000	LIFE INSURANCE	15	0	0	0		0	na
105-50-284-00-6908	0000	HEALTH INSURANCE	14,665	0	0	0		0	na
105-50-284-00-6951	0000	PERS BENEFIT EQUALIZATION FUND	4,603	0	0	0		0	na
<b>TOTAL OTHER PAYROLL EXPENSE</b>			<b>35,619</b>	<b>0</b>	<b>0</b>	<b>0</b>		<b>0</b>	
<b>TOTAL PERSONNEL SERVICES</b>			<b>117,667</b>	<b>0</b>	<b>0</b>	<b>0</b>		<b>0</b>	
<b>MATERIALS &amp; SERVICES</b>									
105-50-284-00-7213	0000	OTHER CONTRACTED SERVICES	20	0	0	0		0	na
105-50-284-00-7510	0000	POSTAGE	116	0	0	0		0	na
105-50-284-00-8009	0000	OFFICE SUPPLIES	1,180	0	0	0		0	na
105-50-284-00-8011	0000	REFERENCE MATERIALS	611	0	0	0		0	na
105-50-284-00-8201	0000	CONFERENCE FEES	1,909	0	0	0		0	na
105-50-284-00-8204	0000	NON-EMPLOYEE TRAVEL	394	0	0	0		0	na
105-50-284-00-8205	0000	EMPLOYEE TRAVEL	11,307	0	0	0		0	na
105-50-284-00-8513	0000	INDIRECT COST EXPENSE	19,204	0	0	0		0	na
105-50-284-00-8515	0000	MEETING & CONFERENCE EXPENSE	5,004	0	0	0		0	na
105-50-284-00-8516	0000	MEMBERSHIP FEES & DUES	515	0	0	0		0	na
105-50-284-00-8802	0000	INFO TECH EQUIPMENT <\$5000	0	0	0	0		0	na
<b>TOTAL MATERIAL &amp; SERVICES</b>			<b>40,511</b>	<b>0</b>	<b>0</b>	<b>0</b>		<b>0</b>	
<b>TOTAL EXPENDITURES</b>			<b>158,178</b>	<b>0</b>	<b>0</b>	<b>0</b>		<b>0</b>	
105-00-284-00-3000	0000	UNAPPROPRIATED ENDING FUND BALANCE	(1)	0	0	0		0	

COLUMBIA GORGE COMMUNITY COLLEGE

Account Number	Prj	Description	Actual 2014-15	Actual 2015-16	Adjusted 2016-17	Proposed 2017-18	% of T Bgt	\$Chg Incr(Decr)	% of Prior Bgt
		TOTAL REQUIREMENTS	158,178	0	0	0		0	
		TOTAL RESOURCES LESS REQUIREMENTS	(1)	0	0	0		0	



COLUMBIA GORGE COMMUNITY COLLEGE

Account Number	Prj	Description	Actual 2014-15	Actual 2015-16	Adjusted 2016-17	Proposed 2017-18	% of T Bgt	\$Chg Incr(Decr)	% of Prior Bgt
<b>INSURANCE FUND</b>									
<b>RESOURCES</b>									
105-00-285-00-3000	0000	PRIOR YEAR FUND BALANCE	2,207	2,207	0	2,207		2,207	na
		<b>TOTAL RESOURCES</b>	<b>2,207</b>	<b>2,207</b>	<b>0</b>	<b>2,207</b>		<b>2,207</b>	
<b>UNAPPROPRIATED ENDING FUND BALANCE</b>									
105-00-285-00-3000	0000	UNAPPROPRIATED ENDING FUND BALANCE	2,207	2,207	0	2,207		2,207	
		<b>TOTAL REQUIREMENTS</b>	<b>0</b>	<b>0</b>	<b>0</b>	<b>0</b>		<b>0</b>	
		<b>TOTAL RESOURCES LESS REQUIREMENTS</b>	<b>2,207</b>	<b>2,207</b>	<b>0</b>	<b>2,207</b>		<b>2,207</b>	

COLUMBIA GORGE COMMUNITY COLLEGE

Account Number	Prj	Description	Actual 2014-15	Actual 2015-16	Adjusted 2016-17	Proposed 2017-18	% of T Bgt	\$Chg Incr(Decr)	% of Prior Bgt
<b>PATHWAYS INITIATIVE PROJECTS &amp; TECHNICAL ASSISTANCE GRANT</b>									
<b>RESOURCES</b>									
105-00-286-00-3000	0000	PRIOR YEAR FUND BALANCE	0	0	0	0		0	na
105-00-286-00-4162	0000	OCCWD STRATEGIC RESERVE FUND	47,419	0	0	0		0	na
		<b>TOTAL RESOURCES</b>	<b>47,419</b>	<b>0</b>	<b>0</b>	<b>0</b>		<b>0</b>	
<b>REQUIREMENTS</b>									
<b>MATERIALS &amp; SERVICES</b>									
105-50-286-00-7210	0000	OTHER CONTRACTED SERVICES	39,783	0	0	0		0	na
105-50-286-00-8513	0000	INDIRECT COST EXPENSE	6,185	0	0	0		0	na
105-50-286-00-8515	0000	MEETING & CONFERENCE EXPENSE	1,451	0	0	0		0	na
		<b>TOTAL MATERIAL &amp; SERVICES</b>	<b>47,419</b>	<b>0</b>	<b>0</b>	<b>0</b>		<b>0</b>	
		<b>TOTAL EXPENDITURES</b>	<b>47,419</b>	<b>0</b>	<b>0</b>	<b>0</b>		<b>0</b>	
105-00-286-00-3000	0000	UNAPPROPRIATED ENDING FUND BALANCE	0	0	0	0		0	
		<b>TOTAL REQUIREMENTS</b>	<b>47,419</b>	<b>0</b>	<b>0</b>	<b>0</b>		<b>0</b>	
		<b>TOTAL RESOURCES LESS REQUIREMENTS</b>	<b>0</b>	<b>0</b>	<b>0</b>	<b>0</b>		<b>0</b>	

COLUMBIA GORGE COMMUNITY COLLEGE

Account Number	Prj	Description	Actual 2014-15	Actual 2015-16	Adjusted 2016-17	Proposed 2017-18	% of T Bgt	\$Chg Incr(Decr)	% of Prior Bgt
<b>CAITHNESS FUNDS FOR RET PROGRAM</b>									
<b>RESOURCES</b>									
105-00-289-00-3000	0000	PRIOR YEAR FUND BALANCE	0	19,167	15,000	1,000		(14,000)	7%
105-00-289-00-4316	0000	CAITHNESS FUNDS FOR RET PROGRAM	31,827	15,000	15,000	15,000		0	100%
		<b>TOTAL RESOURCES</b>	<b>31,827</b>	<b>34,167</b>	<b>30,000</b>	<b>16,000</b>		<b>(14,000)</b>	
<b>REQUIREMENTS</b>									
<b>MATERIALS &amp; SERVICES</b>									
105-12-289-00-7102	0000	COLLEGE PROMOTIONAL MATERIALS	592	0	0	0		0	na
105-12-289-00-7114	0000	PROGRAM ADVERTISING & PROMOTIONS	4,282	11,353	13,500	8,000		(5,500)	59%
105-12-289-00-7210	0000	OTHER CONTRACTED SERVICES	0	11,465	11,465	2,500		(8,965)	22%
105-12-289-00-8006	0000	INSTRUCTIONAL SUPPLIES	3,845	7,523	3,840	3,000		(840)	78%
105-12-289-00-8205	0000	EMPLOYEE TRAVEL	1,887	184	0	2,000		2,000	na
105-12-289-00-8516	0000	MEMBERSHIP FEES & DUES	0	1,500	1,000	500		(500)	50%
105-12-289-00-8803	0000	INSTRUCTIONAL EQUIPMENT < \$5000	2,054	5,403	195	0		(195)	na
		<b>TOTAL MATERIAL &amp; SERVICES</b>	<b>12,660</b>	<b>25,963</b>	<b>30,000</b>	<b>16,000</b>		<b>(14,000)</b>	
		<b>TOTAL EXPENDITURES</b>	<b>12,660</b>	<b>25,963</b>	<b>30,000</b>	<b>16,000</b>		<b>(14,000)</b>	
105-00-289-00-3000	0000	UNAPPROPRIATED ENDING FUND BALANCE	19,167	8,204	0	0		0	
		<b>TOTAL REQUIREMENTS</b>	<b>12,660</b>	<b>25,963</b>	<b>30,000</b>	<b>16,000</b>		<b>(14,000)</b>	
		<b>TOTAL RESOURCES LESS REQUIREMENTS</b>	<b>19,167</b>	<b>8,204</b>	<b>0</b>	<b>0</b>		<b>0</b>	

COLUMBIA GORGE COMMUNITY COLLEGE

Account Number	Prj	Description	Actual 2014-15	Actual 2015-16	Adjusted 2016-17	Proposed 2017-18	% of T Bgt	\$Chg Incr(Decr)	% of Prior Bgt
<b>GORGE WIND CHALLENGE</b>									
<b>RESOURCES</b>									
105-00-293-00-3000	0000	PRIOR YEAR FUND BALANCE	247	1,711	910	0		(910)	na
105-00-293-00-4652	0000	RESTRICTED GIFTS	15,310	0	0	0		0	na
		<b>TOTAL RESOURCES</b>	<b>15,557</b>	<b>1,711</b>	<b>910</b>	<b>0</b>		<b>(910)</b>	
<b>MATERIALS &amp; SERVICES</b>									
105-12-293-00-7114	0000	PROGRAM ADVERTISING & PROMOTIONS	1,097	55	0	0		0	na
105-12-293-00-7210	0000	OTHER CONTRACTED SERVICES	2,769	746	0	0		0	na
105-12-293-00-7702	0000	FACILITY LEASE	78	0	0	0		0	na
105-12-293-00-8009	0000	OFFICE SUPPLIES	3,507	0	0	0		0	na
105-12-293-00-8204	0000	NON EMPLOYEE TRAVEL	380	0	0	0		0	na
105-12-293-00-8509	0000	FOOD & REFRESHMENTS	370	0	0	0		0	na
105-12-293-00-8512	0000	GIFTS EXPENSE	5,645	0	0	0		0	na
105-12-293-00-8513	0000	INDIRECT COST EXPENSE	0	0	910	0		910	na
		<b>TOTAL MATERIAL &amp; SERVICES</b>	<b>13,846</b>	<b>801</b>	<b>910</b>	<b>0</b>		<b>0</b>	
		<b>TOTAL EXPENDITURES</b>	<b>13,846</b>	<b>801</b>	<b>910</b>	<b>0</b>		<b>0</b>	
105-00-293-00-3000	0000	UNAPPROPRIATED ENDING FUND BALANCE	1,711	910	0	0		(910)	
		<b>TOTAL REQUIREMENTS</b>	<b>13,846</b>	<b>801</b>	<b>910</b>	<b>0</b>		<b>(910)</b>	
		<b>TOTAL RESOURCES LESS REQUIREMENTS</b>	<b>1,711</b>	<b>910</b>	<b>0</b>	<b>0</b>		<b>0</b>	

COLUMBIA GORGE COMMUNITY COLLEGE

Account Number	Prj	Description	Actual 2014-15	Actual 2015-16	Adjusted 2016-17	Proposed 2017-18	% of T Bgt	\$Chg Incr(Decr)	% of Prior Bgt
<b>REGIONAL ACHIEVEMENT COLLABORATIVE FUND</b>									
<b>RESOURCES</b>									
105-00-294-00-3000	0000	PRIOR YEAR FUND BALANCE	14,361	0	0	0		0	na
105-00-294-00-4159	0000	OREGON INVESTMENT BOARD	180	0	0	0		0	na
		<b>TOTAL RESOURCES</b>	<b>14,541</b>	<b>0</b>	<b>0</b>	<b>0</b>		<b>0</b>	
<b>REQUIREMENTS</b>									
<b>MATERIALS &amp; SERVICES</b>									
105-40-294-00-8509	0000	FOOD & REFRESHMENTS	0	0	0	0		0	na
105-40-294-00-8513	0000	INDIRECT COST EXPENSE	441	0	0	0		0	na
105-40-294-00-8550	0000	PASS THROUGH PAYMENT	0	0	0	0		0	na
105-40-294-00-8803	0000	INSTRUCTIONAL EQUIPMENT <\$500	14,100	0	0	0		0	na
		<b>TOTAL MATERIAL &amp; SERVICES</b>	<b>14,541</b>	<b>0</b>	<b>0</b>	<b>0</b>		<b>0</b>	
		<b>TOTAL EXPENDITURES</b>	<b>14,541</b>	<b>0</b>	<b>0</b>	<b>0</b>		<b>0</b>	
105-00-294-00-3000	0000	UNAPPROPRIATED ENDING FUND BALANCE	0	0	0	0		0	
		<b>TOTAL REQUIREMENTS</b>	<b>14,541</b>	<b>0</b>	<b>0</b>	<b>0</b>		<b>0</b>	
		<b>TOTAL RESOURCES LESS REQUIREMENTS</b>	<b>0</b>	<b>0</b>	<b>0</b>	<b>0</b>		<b>0</b>	

COLUMBIA GORGE COMMUNITY COLLEGE

Account Number	Prj	Description	Actual 2014-15	Actual 2015-16	Adjusted 2016-17	Proposed 2017-18	% of T Bgt	\$Chg Incr(Decr)	% of Prior Bgt
<b>STUDENT ADVISING GRANT-OREGON PROMISE</b>									
<b>RESOURCES</b>									
105-00-307-00-3000	0000	PRIOR YEAR FUND BALANCE	0	0	57,692	0		(57,692)	na
105-00-307-00-4160	0000	GOV STRATEGIC TRAINING	0	57,692	0	57,692		57,692	na
<b>TOTAL RESOURCES</b>			<b>0</b>	<b>57,692</b>	<b>57,692</b>	<b>57,692</b>		<b>0</b>	
<b>REQUIREMENTS</b>									
<b>PERSONNEL SERVICES</b>									
<b>SALARY EXPENSE</b>									
105-30-307-00-6107	0000	FT PROFESSIONAL SUPPORT SALARIES	0	0	35,535	36,601		1,066	103%
<b>TOTAL SALARY EXPENSE</b>			<b>0</b>	<b>0</b>	<b>35,535</b>	<b>36,601</b>		<b>1,066</b>	
<b>OTHER PAYROLL EXPENSE</b>									
105-30-307-00-6901	0000	SOCIAL SECURITY	0	0	2,712	2,793		81	103%
105-30-307-00-6902	0000	WORKERS' COMPENSATION INS	0	0	188	194		6	103%
105-30-307-00-6903	0000	STATE WORKERS BENEFIT FUND	0	0	30	29		(1)	97%
105-30-307-00-6904	0000	UNEMPLOYMENT INSURANCE	0	0	603	691		88	115%
105-30-307-00-6905	0000	PERS	0	0	6,298	3,711		(2,587)	59%
105-30-307-00-6906	0000	DISABILITY INSURANCE	0	0	84	86		2	102%
105-30-307-00-6907	0000	LIFE INSURANCE	0	0	16	16		0	103%
105-30-307-00-6908	0000	HEALTH INSURANCE	0	0	8,646	9,337		691	108%
105-30-307-00-6951	0000	PERS BENEFIT EQUALIZATION FUND	0	0	0	1,574		1,574	na
<b>TOTAL OTHER PAYROLL EXPENSE</b>			<b>0</b>	<b>0</b>	<b>18,577</b>	<b>18,433</b>		<b>(144)</b>	
<b>TOTAL PERSONNEL SERVICES</b>			<b>0</b>	<b>0</b>	<b>54,112</b>	<b>55,034</b>		<b>922</b>	
<b>MATERIALS &amp; SERVICES</b>									
105-30-307-00-7303	0000	EMPLOYEE TRAINING COSTS	0	0	3,580	2,658		(922)	74%
<b>TOTAL MATERIAL &amp; SERVICES</b>			<b>0</b>	<b>0</b>	<b>3,580</b>	<b>57,692</b>		<b>(922)</b>	
<b>TOTAL EXPENDITURES</b>			<b>0</b>	<b>0</b>	<b>57,692</b>	<b>57,692</b>		<b>(0)</b>	
105-00-307-00-3000	0000	UNAPPROPRIATED ENDING FUND BALANCE	0	57,692	0	0		0	
<b>TOTAL REQUIREMENTS</b>			<b>0</b>	<b>0</b>	<b>57,692</b>	<b>57,692</b>		<b>(0)</b>	
<b>TOTAL RESOURCES LESS REQUIREMENTS</b>			<b>0</b>	<b>57,692</b>	<b>0</b>	<b>0</b>		<b>(0)</b>	

COLUMBIA GORGE COMMUNITY COLLEGE

Account Number	Prj	Description	Actual 2014-15	Actual 2015-16	Adjusted 2016-17	Proposed 2017-18	% of T Bgt	\$Chg Incr(Decr)	% of Prior Bgt
<b>OREGON PROMISE SUPPORT-</b>									
<b>RESOURCES</b>									
105-00-308-00-3000	0000	PRIOR YEAR FUND BALANCE	0	0	82,990	0		(82,990)	na
105-00-308-00-4163	0000	GOV STRATEGIC TRAINING	0	82,990	0	0		0	na
<b>TOTAL RESOURCES</b>			<b>0</b>	<b>82,990</b>	<b>82,990</b>	<b>0</b>		<b>(82,990)</b>	
<b>REQUIREMENTS</b>									
<b>PERSONNEL SERVICES</b>									
<b>SALARY EXPENSE</b>									
105-30-308-00-6107	0000	FT PROFESSIONAL SUPPORT SALARIES	0	0	0	0		0	na
<b>TOTAL SALARY EXPENSE</b>			<b>0</b>	<b>0</b>	<b>0</b>	<b>0</b>		<b>0</b>	
<b>OTHER PAYROLL EXPENSE</b>									
105-30-308-00-6901	0000	SOCIAL SECURITY	0	0	0	0		0	na
105-30-308-00-6902	0000	WORKERS' COMPENSATION INS	0	0	0	0		0	na
105-30-308-00-6903	0000	STATE WORKERS BENEFIT FUND	0	0	0	0		0	na
105-30-308-00-6904	0000	UNEMPLOYMENT INSURANCE	0	0	0	0		0	na
105-30-308-00-6905	0000	PERS	0	0	0	0		0	na
105-30-308-00-6906	0000	DISABILITY INSURANCE	0	0	0	0		0	na
105-30-308-00-6907	0000	LIFE INSURANCE	0	0	0	0		0	na
105-30-308-00-6908	0000	HEALTH INSURANCE	0	0	0	0		0	na
105-30-308-00-6951	0000	PERS BENEFIT EQUALIZATION FUND	0	0	0	0		0	na
<b>TOTAL OTHER PAYROLL EXPENSE</b>			<b>0</b>	<b>0</b>	<b>0</b>	<b>0</b>		<b>0</b>	
<b>TOTAL PERSONNEL SERVICES</b>			<b>0</b>	<b>0</b>	<b>0</b>	<b>0</b>		<b>0</b>	
<b>REQUIREMENTS</b>									
<b>MATERIALS &amp; SERVICES</b>									
105-30-308-00-7213	0000	SOFTWARE & LICENSES	0	0	82,990	0		(82,990)	na
<b>TOTAL MATERIAL &amp; SERVICES</b>			<b>0</b>	<b>0</b>	<b>82,990</b>	<b>0</b>		<b>(82,990)</b>	
<b>TOTAL EXPENDITURES</b>			<b>0</b>	<b>0</b>	<b>82,990</b>	<b>0</b>		<b>(82,990)</b>	
105-00-308-00-3000	0000	UNAPPROPRIATED ENDING FUND BALANCE	0	82,990	0	0		0	
<b>TOTAL REQUIREMENTS</b>			<b>0</b>	<b>0</b>	<b>82,990</b>	<b>0</b>		<b>(82,990)</b>	
<b>TOTAL RESOURCES LESS REQUIREMENTS</b>			<b>0</b>	<b>82,990</b>	<b>0</b>	<b>0</b>		<b>0</b>	

COLUMBIA GORGE COMMUNITY COLLEGE

Account Number	Prj	Description	Actual 2014-15	Actual 2015-16	Adjusted 2016-17	Proposed 2017-18	% of T Bgt	\$Chg Incr(Decr)	% of Prior Bgt
<b>GRANT ADMINISTRATION</b>									
<b>RESOURCES</b>									
105-00-510-00-3000	0000	PRIOR YEAR FUND BALANCE	0	0	0	0		0	na
105-00-510-00-4601	0000	INDIRECT COST REVENUE OPERATING	0	0	34,382	34,382		0	100%
<b>TOTAL RESOURCES</b>			<b>0</b>	<b>0</b>	<b>34,382</b>	<b>34,382</b>		<b>0</b>	
<b>REQUIREMENTS</b>									
<b>PERSONNEL SERVICES</b>									
<b>SALARY EXPENSE</b>									
105-50-510-00-6105	0000	DIRECTOR SALARIES	0	0	17,147	18,137		990	106%
105-50-510-00-6801	0000	EMPLOYEE TAXABLE ALLOWANCE	0	0	990	0		(990)	na
<b>TOTAL SALARY EXPENSE</b>			<b>0</b>	<b>0</b>	<b>18,137</b>	<b>18,137</b>		<b>0</b>	
<b>OTHER PAYROLL EXPENSE</b>									
105-50-510-00-6901	0000	SOCIAL SECURITY	0	0	1,312	1,312		0	100%
105-50-510-00-6902	0000	WORKERS' COMPENSATION INS	0	0	129	129		0	100%
105-50-510-00-6903	0000	STATE WORKERS BENEFIT FUND	0	0	9	9		0	100%
105-50-510-00-6904	0000	UNEMPLOYMENT INSURANCE	0	0	291	291		0	100%
105-50-510-00-6905	0000	PERS	0	0	1,437	1,437		0	100%
105-50-510-00-6906	0000	DISABILITY INSURANCE	0	0	10	10		0	100%
105-50-510-00-6907	0000	LIFE INSURANCE	0	0	4	4		0	100%
105-50-510-00-6908	0000	HEALTH INSURANCE	0	0	1,844	1,844		0	100%
105-50-510-00-6951	0000	PERS BENEFIT EQUALIZATION FUND	0	0	943	943		0	100%
<b>TOTAL OTHER PAYROLL EXPENSE</b>			<b>0</b>	<b>0</b>	<b>5,979</b>	<b>5,979</b>		<b>0</b>	
<b>TOTAL PERSONNEL SERVICES</b>			<b>0</b>	<b>0</b>	<b>24,116</b>	<b>24,116</b>		<b>0</b>	
<b>MATERIALS &amp; SERVICES</b>									
105-50-510-00-8205	0000	EMPLOYEE TRAVEL	0	0	10,266	10,266		0	100%
<b>TOTAL MATERIAL &amp; SERVICES</b>			<b>0</b>	<b>0</b>	<b>10,266</b>	<b>10,266</b>		<b>0</b>	
<b>CAPITAL OUTLAY</b>									
<b>EQUIPMENT</b>									
<b>TOTAL CAPITAL OUTLAY</b>			<b>0</b>	<b>0</b>	<b>0</b>	<b>0</b>		<b>0</b>	na
<b>TRANSFERS</b>									
105-00-510-00-9901	0000	TRANSFER TO GENERAL FUND	0	0	0	0		0	na
<b>TOTAL TRANSFERS</b>			<b>0</b>	<b>0</b>	<b>0</b>	<b>0</b>		<b>0</b>	
<b>TOTAL EXPENDITURES</b>			<b>0</b>	<b>0</b>	<b>34,382</b>	<b>34,382</b>		<b>0</b>	



COLUMBIA GORGE COMMUNITY COLLEGE

Account Number	Prj	Description	Actual 2014-15	Actual 2015-16	Adjusted 2016-17	Proposed 2017-18	% of T Bgt	\$Chg Incr(Decr)	% of Prior Bgt
105-00-510-00-3000	0000	UNAPPROPRIATED ENDING FUND BALANCE	0	0	0	0		0	
		TOTAL REQUIREMENTS	0	0	34,382	34,382		0	
		TOTAL RESOURCES LESS REQUIREMENTS	0	0	0	0		0	

COLUMBIA GORGE COMMUNITY COLLEGE

Account Number	Prj	Description	Actual 2014-15	Actual 2015-16	Adjusted 2016-17	Proposed 2017-18	% of T Bgt	\$Chg Incr(Decr)	% of Prior Bgt
<b>OREGON OPPORTUNITY GRANT</b>									
<b>RESOURCES</b>									
105-00-801-00-3000	0000	PRIOR YEAR FUND BALANCE	0	0	0	0		0	na
105-00-801-00-4191	0000	OREGON OPPORTUNITY GRANT RESOURCES	174,683	177,100	0	0		0	na
105-00-801-00-4192	0000	OSAC SCHOLARSHIP RESOURCES	0	0	0	0		0	na
		<b>TOTAL RESOURCES</b>	<b>174,683</b>	<b>177,100</b>	<b>0</b>	<b>0</b>		<b>0</b>	
<b>REQUIREMENTS</b>									
<b>MATERIALS &amp; SERVICES</b>									
105-60-801-00-7884	0000	OREGON OPPORTUNITY GRANT AWARD	174,683	177,100	0	0		0	na
105-60-801-00-7885	0000	OSAC SCHOLARSHIP AWARD	0	0	0	0		0	na
		<b>TOTAL MATERIAL &amp; SERVICES</b>	<b>174,683</b>	<b>177,100</b>	<b>0</b>	<b>0</b>		<b>0</b>	
<b>TRANSFERS</b>									
105-00-801-00-9901	0000	TRANSFER TO GENERAL FUND			0	0		0	na
		<b>TOTAL TRANSFERS</b>			<b>0</b>	<b>0</b>		<b>0</b>	
		<b>TOTAL EXPENDITURES</b>	<b>174,683</b>	<b>177,100</b>	<b>0</b>	<b>0</b>		<b>0</b>	
105-00-801-00-3000	0000	UNAPPROPRIATED ENDING FUND BALANCE	0	0	0	0		0	
		<b>TOTAL REQUIREMENTS</b>	<b>174,683</b>	<b>177,100</b>	<b>0</b>	<b>0</b>		<b>0</b>	
		<b>TOTAL RESOURCES LESS REQUIREMENTS</b>	<b>0</b>	<b>0</b>	<b>0</b>	<b>0</b>		<b>0</b>	

COLUMBIA GORGE COMMUNITY COLLEGE

Account Number	Prj	Description	Actual 2014-15	Actual 2015-16	Adjusted 2016-17	Proposed 2017-18	% of T Bgt	\$Chg Incr(Decr)	% of Prior Bgt
<b>MISC GRANTS</b>									
<b>RESOURCES</b>									
105-00-888-00-3000	0000	PRIOR YEAR FUND BALANCE	0	0	0	0		0	na
105-00-888-00-4603	0000	OTHER OPERATING REVENUE	0	0	25,000	25,000		0	100%
<b>TOTAL RESOURCES</b>			<b>0</b>	<b>0</b>	<b>25,000</b>	<b>25,000</b>		<b>0</b>	
<b>REQUIREMENTS</b>									
<b>MATERIALS &amp; SERVICES</b>									
105-50-888-00-7210	0000	OTHER CONTRACTED SERVICES	0	0	23,783	23,783		0	100%
105-50-888-00-8205	0000	EMPLOYEE TRAVEL	0	0	1,217	1,217		0	100%
<b>TOTAL MATERIAL &amp; SERVICES</b>			<b>0</b>	<b>0</b>	<b>25,000</b>	<b>25,000</b>		<b>0</b>	
<b>TOTAL EXPENDITURES</b>			<b>0</b>	<b>0</b>	<b>25,000</b>	<b>25,000</b>		<b>0</b>	
105-00-888-00-3000	0000	UNAPPROPRIATED ENDING FUND BALANCE	0	0	0	0		0	
<b>TOTAL REQUIREMENTS</b>			<b>0</b>	<b>0</b>	<b>25,000</b>	<b>25,000</b>		<b>0</b>	
<b>TOTAL RESOURCES LESS REQUIREMENTS</b>			<b>0</b>	<b>0</b>	<b>0</b>	<b>0</b>		<b>0</b>	

COLUMBIA GORGE COMMUNITY COLLEGE

Account Number	Prj	Description	Actual 2014-15	Actual 2015-16	Adjusted 2016-17	Proposed 2017-18	% of T Bgt	\$Chg Incr(Decr)	% of Prior Bgt
<b>MISC GRANTS</b>									
<b>RESOURCES</b>									
105-00-999-00-3000	0000	PRIOR YEAR FUND BALANCE	0	0	0	0		0	na
105-00-999-00-4603	0000	OTHER OPERATING REVENUE	0	0	0	0		0	na
		<b>TOTAL RESOURCES</b>	<b>0</b>	<b>0</b>	<b>0</b>	<b>0</b>		<b>0</b>	
<b>REQUIREMENTS</b>									
<b>MATERIALS &amp; SERVICES</b>									
105-50-999-00-7210	0000	OTHER CONTRACTED SERVICES	0	0	0	0		0	na
		<b>TOTAL MATERIAL &amp; SERVICES</b>	<b>0</b>	<b>0</b>	<b>0</b>	<b>0</b>		<b>0</b>	
		<b>TOTAL EXPENDITURES</b>	<b>0</b>	<b>0</b>	<b>0</b>	<b>0</b>		<b>0</b>	
105-00-999-00-3000	0000	UNAPPROPRIATED ENDING FUND BALANCE	0	0	0	0		0	
		<b>TOTAL REQUIREMENTS</b>	<b>0</b>	<b>0</b>	<b>0</b>	<b>0</b>		<b>0</b>	
		<b>TOTAL RESOURCES LESS REQUIREMENTS</b>	<b>0</b>	<b>0</b>	<b>0</b>	<b>0</b>		<b>0</b>	

COLUMBIA GORGE COMMUNITY COLLEGE

Account Number	Prj	Description	Actual 2014-15	Actual 2015-16	Adjusted 2016-17	Proposed 2017-18	% of T Bgt	\$Chg Incr(Decr)	% of Prior Bgt
220		<b>INTERNAL SERVICES FUND</b>							
		<b>RESOURCES</b>							
220-00-206-00-3000		PRIOR YEAR FUND BALANCE	0	0	0	18,000		18,000	na
220-00-206-00-4951		INTR DEPT REV IT	0	0	346,618	0		(346,618)	na
		<b>TOTAL RESOURCES</b>	<b>0</b>	<b>0</b>	<b>346,618</b>	<b>18,000</b>		<b>(328,618)</b>	
		<b>REQUIREMENTS</b>							
		<b>MATERIALS &amp; SERVICES</b>							
220-00-206-00-7209		MAINTENANCE CONTRACTS	0	0	12,899	0		(12,899)	na
220-00-206-00-7210		OTHER CONTRACTED SERVICES	0	0	38,574	0		(38,574)	na
220-00-206-00-7213		SOFTWARE & LICENSES	0	0	157,622	0		(157,622)	na
220-00-206-00-8102		INTERNET SERVICES	0	0	30,505	0		(30,505)	na
220-00-206-00-8103		TELECOMMUNICATIONS SERVICES	0	0	26,126	0		(26,126)	na
220-00-206-00-8508		EQUIPMENT REPAIR	0	0	14,243	0		(14,243)	na
220-00-206-00-8802		INFO TECH EQUIPMENT < \$5000	0	0	66,649	18,000		(48,649)	27%
		<b>TOTAL MATERIAL &amp; SERVICES</b>	<b>0</b>	<b>0</b>	<b>346,618</b>	<b>18,000</b>		<b>(328,618)</b>	
		<b>TRANSFERS</b>							
220-00-206-00-9901	0000	TRANSFER TO GENERAL FUND			0	0		0	na
		<b>TOTAL TRANSFERS</b>	<b>0</b>	<b>0</b>	<b>0</b>	<b>0</b>		<b>0</b>	
		<b>TOTAL EXPENDITURES</b>	<b>0</b>	<b>0</b>	<b>346,618</b>	<b>18,000</b>		<b>(328,618)</b>	
220-00-206-00-3000	0000	UNAPPROPRIATED ENDING FUND BALANCE	0	0	0	0		0	
		<b>TOTAL REQUIREMENTS</b>	<b>0</b>	<b>0</b>	<b>346,618</b>	<b>18,000</b>		<b>(328,618)</b>	
		<b>TOTAL RESOURCES LESS REQUIREMENTS</b>	<b>0</b>	<b>0</b>	<b>0</b>	<b>0</b>		<b>0</b>	

COLUMBIA GORGE COMMUNITY COLLEGE

Account Number	Prj	Description	Actual 2014-15	Actual 2015-16	Adjusted 2016-17	Proposed 2017-18	% of T Bgt	\$Chg Incr(Decr)	% of Prior Bgt
<b>BUILDING LEASE FUND</b>									
<b>RESOURCES</b>									
296-00-000-00-3000	0000	PRIOR YEAR FUND BALANCE		61,770	0	0		0	na
296-00-000-00-4671	0000	LEASE REVENUE	44,777	189,905	0	0		0	na
296-00-000-00-4671	9052	LEASE REVENUE-2013 HR PROPERTY PURCHASE	202,025	9,200	0	0		0	na
<b>TOTAL RESOURCES</b>			<b>246,802</b>	<b>260,875</b>	<b>0</b>	<b>0</b>		<b>0</b>	
<b>REQUIREMENTS</b>									
<b>PERSONNEL SERVICES</b>									
<b>SALARY EXPENSE</b>									
296-00-000-00-6301	0000	FULL TIME CLASSIFIED WAGES	15,130	16,115	0	0		0	na
296-00-000-00-6302	0000	PART TIME CLASSIFIED WAGES			0	0		0	na
296-00-000-00-6303	0000	CLASSIFIED OVERTIME	0	0	0	0		0	na
<b>TOTAL SALARY EXPENSE</b>			<b>15,130</b>	<b>16,115</b>	<b>0</b>	<b>0</b>		<b>0</b>	
<b>OTHER PAYROLL EXPENSE</b>									
296-00-000-00-6901	0000	SOCIAL SECURITY	1,082	1,108	0	0		0	na
296-00-000-00-6902	0000	WORKERS' COMPENSATION INS	668	696	0	0		0	na
296-00-000-00-6903	0000	STATE WORKERS BENEFIT FUND	14	15	0	0		0	na
296-00-000-00-6904	0000	UNEMPLOYMENT INSURANCE	255	246	0	0		0	na
296-00-000-00-6905	0000	PERS	1,723	2,256	0	0		0	na
296-00-000-00-6906	0000	DISABILITY INSURANCE	37	38	0	0		0	na
296-00-000-00-6907	0000	LIFE INSURANCE	8	8	0	0		0	na
296-00-000-00-6908	0000	HEALTH INSURANCE	9,468	10,377	0	0		0	na
296-00-000-00-6951	0000	PERS BENEFIT EQUALIZATION FUND	877	723	0	0		0	na
<b>TOTAL OTHER PAYROLL EXPENSE</b>			<b>14,132</b>	<b>15,468</b>	<b>0</b>	<b>0</b>		<b>0</b>	
<b>TOTAL PERSONNEL SERVICES</b>			<b>29,262</b>	<b>31,583</b>	<b>0</b>	<b>0</b>		<b>0</b>	
<b>MATERIALS &amp; SERVICES</b>									
296-00-000-00-7210	0000	OTHER CONTRACTED SERVICES	4,039	1,739	0	0		0	na
296-00-000-00-8401	0000	UTILITIES/ELECTRIC	11,502	10,986	0	0		0	na
296-00-000-00-8402	0000	UTILITIES/NATURAL GAS	3,063	2,654	0	0		0	na
296-00-000-00-8404	0000	UTILITIES/WATER & SEWER	6,474	3,542	0	0		0	na
296-00-000-00-8404	2900	UTILITIES/WATER & SEWER-HR RENTAL	0	263	0	0		0	na
296-00-000-00-8517	0000	MISCELLANEOUS FEES-HOOD RIVER RENTAL	0	1,817	0	0		0	na
<b>TOTAL MATERIAL &amp; SERVICES</b>			<b>25,078</b>	<b>21,002</b>	<b>0</b>	<b>0</b>		<b>0</b>	
<b>TRANSFERS</b>									
296-00-000-00-9901	0000	TRANSFER TO GENERAL FUND	130,200	130,200	0	0		0	na
<b>TOTAL TRANSFERS</b>			<b>130,200</b>	<b>130,200</b>	<b>0</b>	<b>0</b>		<b>0</b>	

COLUMBIA GORGE COMMUNITY COLLEGE

Account Number	Prj	Description	Actual 2014-15	Actual 2015-16	Adjusted 2016-17	Proposed 2017-18	% of T Bgt	\$Chg Incr(Decr)	% of Prior Bgt
		TOTAL EXPENDITURES	184,540	182,785	0	0			0
296-00-000-00-3000	0000	UNAPPROPRIATED ENDING FUND BALANCE	62,262	78,090	0	0			0
		TOTAL REQUIREMENTS	184,540	182,785	0	0			0
		TOTAL RESOURCES LESS REQUIREMENTS	62,262	78,090	0	0			0

COLUMBIA GORGE COMMUNITY COLLEGE

Account Number	Prj	Description	Actual 2014-15	Actual 2015-16	Adjusted 2016-17	Proposed 2017-18	% of T Bgt	\$Chg Incr(Decr)	% of Prior Bgt
<b>FOOD SERVICE</b>									
<b>RESOURCES</b>									
297-00-000-00-3000	0000	PRIOR YEAR FUND BALANCE	3,581	0	0	0		0	na
297-00-000-00-4624	0000	FOOD SERVICE CONTRACT REVENUE	0	0	0	0		0	na
		RENTAL INCOME	0	0	0	0		0	na
		<b>TOTAL RESOURCES</b>	<b>3,581</b>	<b>0</b>	<b>0</b>	<b>0</b>		<b>0</b>	
<b>REQUIREMENTS</b>									
<b>MATERIALS &amp; SERVICES</b>									
297-00-000-00-8508	0000	EQUIPMENT REPAIR	1,903	0	0	0		0	na
		<b>TOTAL MATERIAL &amp; SERVICES</b>	<b>1,903</b>	<b>0</b>	<b>0</b>	<b>0</b>		<b>0</b>	
<b>CAPITAL OUTLAY</b>									
297-00-000-00-9575	0000	OTHER EQUIPMENT >\$5000	0	0	0	0		0	na
		<b>TOTAL CAPITAL OUTLAY</b>	<b>0</b>	<b>0</b>	<b>0</b>	<b>0</b>		<b>0</b>	
<b>TRANSFERS</b>									
297-00-000-00-9901	0000	TRANSFER TO GENERAL FUND	1,679	0	0	0		0	na
		<b>TOTAL TRANSFERS</b>	<b>1,679</b>	<b>0</b>	<b>0</b>	<b>0</b>		<b>0</b>	
		<b>TOTAL EXPENDITURES</b>	<b>3,582</b>	<b>0</b>	<b>0</b>	<b>0</b>		<b>0</b>	
297-00-000-00-3000	0000	UNAPPROPRIATED ENDING FUND BALANCE	(1)	0	0	0		0	
		<b>TOTAL REQUIREMENTS</b>	<b>3,582</b>	<b>0</b>	<b>0</b>	<b>0</b>		<b>0</b>	
		<b>TOTAL RESOURCES LESS REQUIREMENTS</b>	<b>(1)</b>	<b>0</b>	<b>0</b>	<b>0</b>		<b>0</b>	



COLUMBIA GORGE COMMUNITY COLLEGE

Account Number	Prj	Description	Actual 2014-15	Actual 2015-16	Adjusted 2016-17	Proposed 2017-18	% of T Bgt	\$Chg Incr(Decr)	% of Prior Bgt
301		<b>CAPITAL PROJECTS FUND</b>							
		<b>RESOURCES</b>							
301-00-000-00-3000	0000	PRIOR YEAR FUND BALANCE	649,725	645,788	260,000	170,000		(90,000)	65%
		<b>TOTAL RESOURCES</b>	<b>649,725</b>	<b>645,788</b>	<b>260,000</b>	<b>170,000</b>		<b>(90,000)</b>	
		<b>REQUIREMENTS</b>							
		<b>MATERIALS &amp; SERVICES</b>							
301-00-000-00-7201	9052	ARCHITECTURAL & ENGINEERING-2013 HR PROPERTY F	3,937	0	79,500	43,000		(36,500)	54%
301-00-000-00-7204	9052	ARBORIST-2013 HR PROPERTY PURCHASE	0	0	90,000	35,000		(55,000)	39%
301-00-000-00-7210	9052	OTHER CONTRACTED SERVICES-2013 HR PROPERTY PL	0	11,885	500	0		(500)	na
301-00-000-00-8802	0000	INFO TECH EQUIPMENT <\$5000	0	105,732	0	0		0	na
		<b>TOTAL MATERIALS &amp; SERVICES</b>	<b>3,937</b>	<b>117,616</b>	<b>170,000</b>	<b>78,000</b>		<b>(92,000)</b>	
		<b>CAPITAL</b>							
301-00-000-00-9572	0000	INFO TECH EQUIPMENT >\$5000	0	161,425	0	0		0	na
		<b>TOTAL CAPITAL</b>	<b>0</b>	<b>161,425</b>	<b>0</b>	<b>0</b>		<b>0</b>	
		<b>DEBT SERVICE</b>							
301-00-000-00-9775	0000	HR PROPERTY PRINCIPAL PAYMENT	0	87,000	90,000	92,000		2,000	102%
		<b>TOTAL DEBT SERVICE</b>	<b>0</b>	<b>87,000</b>	<b>90,000</b>	<b>92,000</b>		<b>2,000</b>	
		<b>TRANSFERS</b>							
301-00-000-00-9901	0000	TRANSFER TO GENERAL FUND	0	0	0	0		0	na
		<b>TOTAL TRANSFERS</b>	<b>0</b>	<b>0</b>	<b>0</b>	<b>0</b>		<b>0</b>	
		<b>TOTAL EXPENDITURES</b>	<b>0</b>	<b>366,042</b>	<b>260,000</b>	<b>170,000</b>		<b>(90,000)</b>	
301-00-000-00-3000	0000	UNAPPROPRIATED ENDING FUND BALANCE	649,725	279,746	0	0		0	
		<b>TOTAL REQUIREMENTS</b>	<b>0</b>	<b>366,042</b>	<b>260,000</b>	<b>170,000</b>		<b>(90,000)</b>	
		<b>TOTAL RESOURCES LESS REQUIREMENTS</b>	<b>649,725</b>	<b>279,746</b>	<b>0</b>	<b>0</b>		<b>0</b>	

COLUMBIA GORGE COMMUNITY COLLEGE

Account Number	Prj	Description	Actual 2014-15	Actual 2015-16	Adjusted 2016-17	Proposed 2017-18	% of T Bgt	\$Chg Incr(Decr)	% of Prior Bgt
302		<b>STATE CAPITAL PROJECTS FUND</b>							
		<b>RESOURCES</b>							
302-00-000-00-3000	0000	PRIOR YEAR FUND BALANCE	0	0	0	0		0	na
302-00-000-00-4112	0000	STATE CONSTRUCTION AID			0	0		0	na
302-00-000-00-4113	3100	ST LOTTERY FUNDS-NURSING	0	0	4,000	0		(4,000)	na
302-00-000-00-4611	0000	INTEREST INVESTMENTS			0	0		0	na
		<b>TOTAL RESOURCES</b>	<b>0</b>	<b>0</b>	<b>4,000</b>	<b>0</b>		<b>(4,000)</b>	
		<b>REQUIREMENTS</b>							
		<b>MATERIALS &amp; SERVICES</b>							
302-00-000-00-8803	0000	INSTRUCTIONAL EQUIPMENT <\$5000	0	8,447	4,000	0		(4,000)	na
302-00-000-00-8806	0000	TELECOMM EQUIP <\$5000			0	0		0	na
302-00-000-00-8807	0000	TOOLS <\$5000			0	0		0	na
		<b>TOTAL MATERIALS &amp; SERVICES</b>	<b>0</b>	<b>8,447</b>	<b>4,000</b>	<b>0</b>		<b>(4,000)</b>	
		<b>TOTAL EXPENDITURES</b>	<b>0</b>	<b>8,447</b>	<b>4,000</b>	<b>0</b>		<b>(4,000)</b>	
302-00-000-00-3000	0000	UNAPPROPRIATED ENDING FUND BALANCE	0	(8,447)	0	0		0	
		<b>TOTAL REQUIREMENTS</b>	<b>0</b>	<b>8,447</b>	<b>4,000</b>	<b>0</b>		<b>(4,000)</b>	
		<b>TOTAL RESOURCES LESS REQUIREMENTS</b>	<b>0</b>	<b>(8,447)</b>	<b>0</b>	<b>0</b>		<b>0</b>	

COLUMBIA GORGE COMMUNITY COLLEGE

Account Number	Prj	Description	Actual 2014-15	Actual 2015-16	Adjusted 2016-17	Proposed 2017-18	% of T Bgt	\$Chg Incr(Decr)	% of Prior Bgt
400		<b>DEBT SERVICE FUND - DISTRICT G.O. BONDS</b>							
		<b>RESOURCES</b>							
400-00-402-00-3000	0000	PRIOR YEAR FUND BALANCE	0	0	190,000	190,000		0	100%
400-00-402-00-4201	0000	WASCO CURRENT PROPERTY TAX	0	0	720,065	685,000		(35,065)	95%
400-00-402-00-4202	0000	WASCO PRIOR YRS PROPERTY TAX	0	0	34,306	15,000		(19,306)	44%
400-00-402-00-4203	0000	OTHER TAXES WASCO	0	0	0	0		0	na
400-00-402-00-4211	0000	HR CURRENT PROPERTY TAX	0	0	734,496	695,000		(39,496)	95%
400-00-402-00-4212	0000	HR PRIOR YRS PROPERTY TAX	0	0	15,385	5,600		(9,785)	36%
400-00-402-00-4213	0000	OTHER TAXES HOOD RIVER	0	0	2,547	3,500		953	137%
400-00-402-00-4611	0000	INTEREST INVESTMENTS	0	0	4,132	5,000		868	121%
400-00-402-00-4612	0000	INTEREST TAXES	0	0	94	300		206	319%
400-00-402-00-4901	0000	TRANSFER FROM GENERAL FUND	0	0	0	0		0	na
		<b>TOTAL RESOURCES</b>	<b>0</b>	<b>0</b>	<b>1,701,025</b>	<b>1,599,400</b>		<b>(101,625)</b>	
		<b>REQUIREMENTS</b>							
		<b>DEBT SERVICE</b>							
400-00-402-00-9701	0000	OTHER FINANCING USES	0	0	0	0		0	na
400-00-402-00-9713	0000	BOND PRINCIPAL PAYMENTS/GO 2005	0	0	0	0		0	na
400-00-402-00-9714	0000	BOND PRINCIPAL PAYMENTS/GO 2012	0	0	1,125,000	1,135,000		10,000	101%
400-00-402-00-9753	0000	BOND INTEREST PAYMENTS/GO 2005	0	0	0	0		0	na
400-00-402-00-9754	0000	BOND INTEREST PAYMENTS/GO 2012	0	0	386,025	363,525		(22,500)	94%
		<b>TOTAL DEBT SERVICE</b>	<b>0</b>	<b>0</b>	<b>1,511,025</b>	<b>1,498,525</b>		<b>(12,500)</b>	
		<b>TOTAL EXPENDITURES</b>	<b>0</b>	<b>0</b>	<b>1,511,025</b>	<b>1,498,525</b>		<b>(12,500)</b>	
400-00-402-00-3000	0000	UNAPPROPRIATED ENDING FUND BALANCE	0	0	190,000	100,875		0	
		<b>TOTAL REQUIREMENTS</b>	<b>0</b>	<b>0</b>	<b>1,511,025</b>	<b>1,498,525</b>		<b>(12,500)</b>	
		<b>TOTAL RESOURCES LESS REQUIREMENTS</b>	<b>0</b>	<b>0</b>	<b>190,000</b>	<b>100,875</b>		<b>(89,125)</b>	

COLUMBIA GORGE COMMUNITY COLLEGE

Account Number	Prj	Description	Actual 2014-15	Actual 2015-16	Adjusted 2016-17	Proposed 2017-18	% of T Bgt	\$Chg Incr(Decr)	% of Prior Bgt
<b>DEBT SERVICE FUND - PENSION BONDS</b>									
<b>RESOURCES</b>									
400-00-451-00-3000	0000	PRIOR YEAR FUND BALANCE	0	0	1,342,117	1,207,340		(134,777)	90%
400-00-451-00-4681	0000	OTHER FINANCING SOURCE	0	0	252,944	205,987		(46,957)	81%
		<b>TOTAL RESOURCES</b>	<b>0</b>	<b>0</b>	<b>1,595,081</b>	<b>1,413,347</b>		<b>(181,734)</b>	
<b>DEBT SERVICE</b>									
400-00-451-00-9721	0000	BOND PRINCIPAL PAYMENTS/SERIES 2003	0	0	95,671	94,972		(699)	99%
400-00-451-00-9761	0000	BOND INTEREST PAYMENTS/SERIES 2003	0	0	222,049	237,748		15,699	107%
400-00-451-00-9901	0000	TRANSFER TO GENERAL FUND	0	0	0	0		0	na
		<b>TOTAL EXPENDITURES</b>	<b>0</b>	<b>0</b>	<b>317,720</b>	<b>332,720</b>		<b>15,000</b>	
400-00-451-00-9975	0000	RESERVED FOR FUTURE EXPENDITURE	0	0	1,277,361	1,080,627		(196,734)	85%
400-00-451-00-3000	0000	UNAPPROPRIATED ENDING FUND BALANCE	0	0	0	0		0	
		<b>TOTAL REQUIREMENTS</b>	<b>0</b>	<b>0</b>	<b>1,595,081</b>	<b>1,413,347</b>		<b>(181,734)</b>	
		<b>TOTAL RESOURCES LESS REQUIREMENTS</b>	<b>0</b>	<b>0</b>	<b>0</b>	<b>0</b>		<b>0</b>	

COLUMBIA GORGE COMMUNITY COLLEGE

Account Number	Prj	Description	Actual 2014-15	Actual 2015-16	Adjusted 2016-17	Proposed 2017-18	% of T Bgt	\$Chg Incr(Decr)	% of Prior Bgt
<b>DEBT SERVICE FUND - WASCO COUNTY G.O. BONDS</b>									
<b>RESOURCES</b>									
401-00-000-00-3000	0000	PRIOR YEAR FUND BALANCE	101,914	0	0	0		0	na
401-00-000-00-3000	0000	AUDIT ADJUSTMENT TO FUND BALANCE	0	0	0	0		0	na
401-00-000-00-4201	0000	WASCO CURRENT PROPERTY TAX	0	0	0	0		0	na
401-00-000-00-4203	0000	OTHER TAXES WASCO	0	0	0	0		0	na
401-00-000-00-4611	0000	INTEREST INVESTMENTS	102	0	0	0		0	na
401-00-000-00-4612	0000	INTEREST TAXES	0	0	0	0		0	na
401-00-000-00-4681	0000	OTHER FINANCING SOURCE	0	0	0	0		0	na
401-00-000-00-4901	0000	TRANSFER FROM GENERAL FUND	0	0	0	0		0	na
<b>TOTAL RESOURCES</b>			<b>104,974</b>	<b>0</b>	<b>0</b>	<b>0</b>		<b>0</b>	
<b>REQUIREMENTS</b>									
<b>TRANSFERS</b>									
401-00-000-00-9901	0000	TRANSFER TO GENERAL FUND	104,974	0	0	0		0	na
<b>TOTAL TRANSFERS</b>			<b>104,974</b>	<b>0</b>	<b>0</b>	<b>0</b>		<b>0</b>	
<b>TOTAL EXPENDITURES</b>			<b>104,974</b>	<b>0</b>	<b>0</b>	<b>0</b>		<b>0</b>	
<b>UNAPPROPRIATED ENDING FUND BALANCE</b>									
401-00-000-00-3000	0000	UNAPPROPRIATED ENDING FUND BALANCE	0	0	0	0		0	
<b>TOTAL REQUIREMENTS</b>			<b>104,974</b>	<b>0</b>	<b>0</b>	<b>0</b>		<b>0</b>	
<b>TOTAL RESOURCES LESS REQUIREMENTS</b>			<b>0</b>	<b>0</b>	<b>0</b>	<b>0</b>		<b>0</b>	

COLUMBIA GORGE COMMUNITY COLLEGE

Account Number	Prj	Description	Actual 2014-15	Actual 2015-16	Adjusted 2016-17	Proposed 2017-18	% of T Bgt	\$Chg Incr(Decr)	% of Prior Bgt
<b>DEBT SERVICE FUND - DISTRICT G.O. BONDS</b>									
<b>RESOURCES</b>									
402-00-000-00-3000	0000	PRIOR YEAR FUND BALANCE	183,888	186,692	0	0		0	na
402-00-000-00-4201	0000	WASCO CURRENT PROPERTY TAX	658,702	670,700	0	0		0	na
402-00-000-00-4202	0000	WASCO PRIOR YRS PROPERTY TAX	49,065	49,820	0	0		0	na
402-00-000-00-4203	0000	OTHER TAXES WASCO	0	0	0	0		0	na
402-00-000-00-4211	0000	HR CURRENT PROPERTY TAX	660,249	682,851	0	0		0	na
402-00-000-00-4212	0000	HR PRIOR YRS PROPERTY TAX	14,607	19,850	0	0		0	na
402-00-000-00-4213	0000	OTHER TAXES HOOD RIVER	9,190	2,455	0	0		0	na
402-00-000-00-4611	0000	INTEREST INVESTMENTS	3,302	5,196	0	0		0	na
402-00-000-00-4612	0000	INTEREST TAXES	52	105	0	0		0	na
402-00-000-00-4621	0000	OTHER NONOPERATING REVENUE	(837)	0	0	0		0	na
402-00-000-00-4901	0000	TRANSFER FROM GENERAL FUND	0	0	0	0		0	na
<b>TOTAL RESOURCES</b>			<b>1,578,218</b>	<b>1,617,669</b>	<b>0</b>	<b>0</b>		<b>0</b>	
<b>REQUIREMENTS</b>									
<b>DEBT SERVICE</b>									
402-00-000-00-9901	0000	TRANSFER TO GENERAL FUND	0	0	0	0		0	na
<b>TOTAL REQUIREMENTS</b>			<b>1,391,525</b>	<b>1,421,325</b>	<b>0</b>	<b>0</b>		<b>0</b>	
<b>TOTAL RESOURCES LESS REQUIREMENTS</b>			<b>186,693</b>	<b>196,344</b>	<b>0</b>	<b>0</b>		<b>0</b>	

COLUMBIA GORGE COMMUNITY COLLEGE

Account Number	Prj	Description	Actual 2014-15	Actual 2015-16	Adjusted 2016-17	Proposed 2017-18	% of T Bgt	\$Chg Incr(Decr)	% of Prior Bgt
<b>DEBT SERVICE FUND - PENSION BONDS</b>									
<b>RESOURCES</b>									
451-00-000-00-3000	0000	PRIOR YEAR FUND BALANCE		1,342,116	0	0	0	0	na
451-00-000-00-4686	0000	PENSION BOND PROCEEDS	0	0	0	0	0	0	na
451-00-000-00-4611	0000	INTEREST INVESTMENTS	17	38	0	0	0	0	na
451-00-000-00-4681	0000	OTHER FINANCING SOURCE	297,501	204,300	0	0	0	0	na
		<b>TOTAL RESOURCES</b>	<b>1,629,836</b>	<b>1,546,454</b>	<b>0</b>	<b>0</b>	<b>0</b>	<b>0</b>	
<b>REQUIREMENTS</b>									
<b>DEBT SERVICE</b>									
451-00-000-00-9721	0000	BOND PRINCIPAL PAYMENTS/SERIES 2003	95,277	95,808	0	0	0	0	na
451-00-000-00-9761	0000	BOND INTEREST PAYMENTS/SERIES 2003	192,443	206,912	0	0	0	0	na
		<b>TOTAL DEBT SERVICE</b>	<b>287,720</b>	<b>302,720</b>	<b>0</b>	<b>0</b>	<b>0</b>	<b>0</b>	
<b>TRANSFERS</b>									
451-00-000-00-9901	0000	TRANSFER TO GENERAL FUND	0	0	0	0	0	0	na
		<b>TOTAL TRANSFERS</b>	<b>0</b>	<b>0</b>	<b>0</b>	<b>0</b>	<b>0</b>	<b>0</b>	
		<b>TOTAL EXPENDITURES</b>	<b>287,720</b>	<b>302,720</b>	<b>0</b>	<b>0</b>	<b>0</b>	<b>0</b>	
451-00-000-00-9975	0000	RESERVED FOR FUTURE EXPENDITURE	0	0	0	0	0	0	na
451-00-000-00-3000	0000	UNAPPROPRIATED ENDING FUND BALANCE	1,342,116	1,243,734	0	0	0	0	
		<b>TOTAL REQUIREMENTS</b>	<b>287,720</b>	<b>302,720</b>	<b>0</b>	<b>0</b>	<b>0</b>	<b>0</b>	
		<b>TOTAL RESOURCES LESS REQUIREMENTS</b>	<b>1,342,116</b>	<b>1,243,734</b>	<b>0</b>	<b>0</b>	<b>0</b>	<b>0</b>	

COLUMBIA GORGE COMMUNITY COLLEGE

Account Number	Prj	Description	Actual 2014-15	Actual 2015-16	Adjusted 2016-17	Proposed 2017-18	% of T Bgt	\$Chg Incr(Decr)	% of Prior Bgt
501		<b>RESERVE FUND - FACILITIES &amp; GROUNDS MAINTENANCE</b> (Established 7/1/2005. Board must review purpose every ten years)							
		<b>RESOURCES</b>							
501-00-000-00-3000	0000	PRIOR YEAR FUND BALANCE	204,182	188,636	2,800	222,200		219,400	7936%
501-00-000-00-4901	0000	TRANSFER FROM GENERAL FUND	0	0	222,200	0	(222,200)		na
		<b>TOTAL RESOURCES</b>	<b>204,182</b>	<b>188,636</b>	<b>225,000</b>	<b>222,200</b>		<b>(2,800)</b>	
		<b>REQUIREMENTS</b>							
		<b>MATERIALS &amp; SERVICES</b>							
501-00-000-00-7210	0000	OTHER CONTRACTED SERVICES	1,720	50,000	0	0		0	na
501-00-000-00-8805	0000	OTHER MINOR EQUIPMENT<\$5000	6,807	13,307	2,800	22,200		19,400	793%
		<b>TOTAL MATERIALS &amp; SERVICES</b>	<b>8,527</b>	<b>63,307</b>	<b>2,800</b>	<b>22,200</b>		<b>19,400</b>	
		<b>CAPITAL OUTLAY</b>							
501-00-000-00-9552	0000	CONSTRUCTION & BLDG IMPROVEMENTS	7,019	122,460	0	200,000		200,000	na
501-00-000-00-9552	9002	CONSTRUCTION & BLDG IMPROVEMENTS			0	0		0	na
		<b>TOTAL CAPITAL OUTLAY</b>	<b>7,019</b>	<b>122,460</b>	<b>0</b>	<b>200,000</b>		<b>200,000</b>	
		<b>TRANSFERS</b>							
501-00-000-00-9901	0000	TRANSFER TO GENERAL FUND	0	0	0	0		0	na
		<b>TOTAL TRANSFERS</b>	<b>0</b>	<b>0</b>	<b>0</b>	<b>0</b>		<b>0</b>	
		<b>TOTAL EXPENDITURES</b>	<b>15,546</b>	<b>185,767</b>	<b>2,800</b>	<b>222,200</b>		<b>219,400</b>	
501-00-000-00-3000	0000	UNAPPROPRIATED ENDING FUND BALANCE	188,636	2,869	222,200	0		(222,200)	
		<b>TOTAL REQUIREMENTS</b>	<b>15,546</b>	<b>185,767</b>	<b>2,800</b>	<b>222,200</b>		<b>(2,800)</b>	
		<b>TOTAL RESOURCES LESS REQUIREMENTS</b>	<b>188,636</b>	<b>2,869</b>	<b>222,200</b>	<b>0</b>		<b>0</b>	



COLUMBIA GORGE COMMUNITY COLLEGE

Account Number	Prj	Description	Actual 2014-15	Actual 2015-16	Adjusted 2016-17	Proposed 2017-18	% of T Bgt	\$Chg Incr(Decr)	% of Prior Bgt
502		<b>RESERVE FUND - GENERAL OPERATIONS</b> (Established 7/1/2010. Board must review purpose every ten years)							
		<b>RESOURCES</b>							
502-00-000-00-3000	0000	PRIOR YEAR FUND BALANCE	2,559,331	459,331	159,331	450,000		290,669	282%
502-00-000-00-4901	0000	TRANSFER FROM GENERAL FUND	0	0	290,669	180,000		(110,669)	62%
		<b>TOTAL RESOURCES</b>	<b>2,559,331</b>	<b>459,331</b>	<b>450,000</b>	<b>630,000</b>		<b>180,000</b>	
		<b>REQUIREMENTS</b>							
		<b>TRANSFERS</b>							
502-00-000-00-9901	0000	TRANSFER TO GENERAL FUND	2,100,000	300,000	0	0		0	na
		<b>TOTAL TRANSFERS</b>	<b>2,100,000</b>	<b>300,000</b>	<b>0</b>	<b>0</b>		<b>0</b>	
		<b>TOTAL EXPENDITURES</b>	<b>2,100,000</b>	<b>300,000</b>	<b>0</b>	<b>0</b>		<b>0</b>	
502-00-000-00-9975	0000	RESERVED FOR FUTURE EXPENDITURE	0	0	0	630,000		630,000	na
502-00-000-00-3000	0000	UNAPPROPRIATED ENDING FUND BALANCE	459,331	159,331	450,000	0		(450,000)	
		<b>TOTAL REQUIREMENTS</b>	<b>2,100,000</b>	<b>300,000</b>	<b>0</b>	<b>630,000</b>		<b>180,000</b>	
		<b>TOTAL RESOURCES LESS REQUIREMENTS</b>	<b>459,331</b>	<b>159,331</b>	<b>450,000</b>	<b>0</b>		<b>0</b>	

COLUMBIA GORGE COMMUNITY COLLEGE

Account Number	Prj	Description	Actual 2014-15	Actual 2015-16	Adjusted 2016-17	Proposed 2017-18	% of T Bgt	\$Chg Incr(Decr)	% of Prior Bgt
600		ENTERPRISE FUND							
		ADULT CONTINUING EDUCATION							
		RESOURCES							
600-00-171-00-3000	0000	PRIOR YEAR FUND BALANCE	0	0	0	0		0	na
600-00-171-00-4411	0000	NON-CREDIT TUITION	0	0	60,533	45,000		(15,533)	74%
600-00-171-00-4501	0000	INSTRUCTIONAL FEES	0	0	2,684	1,000		(1,684)	37%
		<b>TOTAL RESOURCES</b>	<b>0</b>	<b>0</b>	<b>63,217</b>	<b>46,000</b>		<b>(17,217)</b>	
		REQUIREMENTS							
		PERSONNEL SERVICES							
		SALARY EXPENSE							
600-14-171-00-6107	0000	FT PROFESSIONAL SUPPORT SALARIES	0	0	30,594	25,332		(5,262)	83%
600-14-171-00-6302	0000	PART TIME CLASSIFIED WAGES	0	0	0	0		0	na
600-14-171-00-6421	0000	PART TIME INSTRUCTOR WAGES	0	0	6,365	0		(6,365)	na
600-14-171-00-6442	0000	SPECIAL PROJECT WAGES	0	0	2,422	0		(2,422)	na
600-14-171-00-6801	0000	EMPLOYEE TAXABLE ALLOWANCE	0	0	990	0		(990)	na
		<b>TOTAL SALARY EXPENSE</b>	<b>0</b>	<b>0</b>	<b>40,371</b>	<b>25,332</b>		<b>(15,039)</b>	
		OTHER PAYROLL EXPENSE							
600-14-171-00-6901	0000	SOCIAL SECURITY	0	0	3,013	1,878		(1,135)	62%
600-14-171-00-6902	0000	WORKERS' COMPENSATION INS	0	0	297	134		(163)	45%
600-14-171-00-6903	0000	STATE WORKERS BENEFIT FUND	0	0	39	15		(24)	37%
600-14-171-00-6904	0000	UNEMPLOYMENT INSURANCE	0	0	669	346		(323)	52%
600-14-171-00-6905	0000	PERS	0	0	4,875	4,318		(557)	89%
600-14-171-00-6906	0000	DISABILITY INSURANCE	0	0	36	60		24	165%
600-14-171-00-6907	0000	LIFE INSURANCE	0	0	8	8		0	103%
600-14-171-00-6908	0000	HEALTH INSURANCE	0	0	9,343	8,174		(1,169)	87%
600-14-171-00-6951	0000	PERS BENEFIT EQUALIZATION FUND	0	0	1,880	1,111		(769)	59%
		<b>TOTAL OTHER PAYROLL EXPENSE</b>	<b>0</b>	<b>0</b>	<b>20,160</b>	<b>16,043</b>		<b>(4,117)</b>	
		<b>TOTAL PERSONNEL SERVICES</b>	<b>0</b>	<b>0</b>	<b>60,531</b>	<b>41,375</b>		<b>(19,156)</b>	
		MATERIALS & SERVICES							
600-14-171-00-7206	0000	INSTRUCTIONAL CONTRACTED SERVICES	0	0	1,500	4,000		2,500	267%
600-14-171-00-7510	0000	POSTAGE	0	0	110	0		(110)	na
600-14-171-00-7601	0000	PRINTING & DUPLICATING	0	0	1	0		(1)	na
600-14-171-00-8006	0000	INSTRUCTIONAL SUPPLIES	0	0	250	0		(250)	na
600-14-171-00-8201	0000	CONFERENCE FEES	0	0	250	0		(250)	na
600-14-171-00-8205	0000	EMPLOYEE TRAVEL	0	0	250	625		375	250%
600-14-171-00-8509	0000	FOOD & REFRESHMENTS	0	0	100	0		(100)	na
600-14-171-00-8516	0000	MEMBERSHIP FEES & DUES	0	0	225	0		(225)	na

COLUMBIA GORGE COMMUNITY COLLEGE

Account Number	Prj	Description	Actual 2014-15	Actual 2015-16	Adjusted 2016-17	Proposed 2017-18	% of T Bgt	\$Chg Incr(Decr)	% of Prior Bgt
		TOTAL MATERIAL & SERVICES	0	0	2,686	4,625		1,939	
		TOTAL EXPENDITURES	0	0	63,217	46,000		(17,217)	
600-00-171-00-3000	0000	UNAPPROPRIATED ENDING FUND BALANCE	0	0	0	(0)		(0)	
		TOTAL REQUIREMENTS	0	0	63,217	46,000		(17,217)	
		TOTAL RESOURCES LESS REQUIREMENTS	0	0	0	(0)		(0)	

COLUMBIA GORGE COMMUNITY COLLEGE

Account Number	Prj	Description	Actual 2014-15	Actual 2015-16	Adjusted 2016-17	Proposed 2017-18	% of T Bgt	\$Chg Incr(Decr)	% of Prior Bgt
<b>HEALTH AND SAFETY ADULT EDUCATION</b>									
<b>RESOURCES</b>									
600-00-172-00-3000	0000	PRIOR YEAR FUND BALANCE	0	0	0	5,000		5,000	na
600-00-172-00-4411	0000	NON-CREDIT TUITION	0	0	37,851	15,000		(22,851)	40%
600-00-172-00-4501	0000	INSTRUCTIONAL FEES	0	0	0	10,000		10,000	na
600-00-172-00-4551	0000	AMERICAN HEART FEES	0	0	0	15,000		15,000	na
<b>TOTAL RESOURCES</b>			<b>0</b>	<b>0</b>	<b>37,851</b>	<b>45,000</b>		<b>7,149</b>	
<b>PERSONNEL SERVICES</b>									
<b>SALARY EXPENSE</b>									
100-14-172-11-6107	0000	FT PROFESSIONAL SUPPORT SALARIES	0	0	0	0		0	na
600-14-172-00-6302	0000	PART TIME CLASSIFIED WAGES	0	0	0	6,828		6,828	na
600-14-172-00-6421	0000	PART TIME INSTRUCTOR WAGES	0	0	4,252	5,538		1,286	130%
600-14-172-00-6442	0000	SPECIAL PROJECT WAGES	0	0	7,712	11,194		3,482	145%
600-14-172-00-6701	0000	STUDENT WAGES	0	0	0	1,000		1,000	na
<b>TOTAL SALARY EXPENSE</b>			<b>0</b>	<b>0</b>	<b>11,964</b>	<b>24,560</b>		<b>12,596</b>	
<b>OTHER PAYROLL EXPENSE</b>									
600-14-172-00-6901	0000	SOCIAL SECURITY	0	0	915	2,487		1,572	272%
600-14-172-00-6902	0000	WORKERS' COMPENSATION INS	0	0	90	350		260	389%
600-14-172-00-6903	0000	STATE WORKERS BENEFIT FUND	0	0	6	25		19	417%
600-14-172-00-6904	0000	UNEMPLOYMENT INSURANCE	0	0	203	450		247	222%
600-14-172-00-6905	0000	PERS	0	0	798	800		2	100%
600-14-172-00-6906	0000	DISABILITY INSURANCE	0	0	0	0		0	na
600-14-172-00-6907	0000	LIFE INSURANCE	0	0	0	0		0	na
600-14-172-00-6908	0000	HEALTH INSURANCE	0	0	0	0		0	na
600-14-172-00-6951	0000	PERS BENEFIT EQUALIZATION FUND	0	0	257	500		243	195%
<b>TOTAL OTHER PAYROLL EXPENSES</b>			<b>0</b>	<b>0</b>	<b>2,269</b>	<b>4,612</b>		<b>2,343</b>	
<b>TOTAL PERSONNEL SERVICES</b>			<b>0</b>	<b>0</b>	<b>14,233</b>	<b>29,172</b>		<b>14,939</b>	
<b>MATERIALS &amp; SERVICES</b>									
600-14-172-00-7510	0000	POSTAGE	0	0	3,160	200		(2,960)	6%
600-14-172-00-7521	0000	SHIPPING & FREIGHT	0	0	200	125		(75)	63%
600-14-172-00-7601	0000	PRINTING & DUPLICATING	0	0	7	200		193	2857%
600-14-172-00-8006	0000	INSTRUCTIONAL SUPPLIES	0	0	19,000	14,853		(4,147)	78%
600-14-172-00-8201	0000	CONFERENCE FEES	0	0	150	150		0	100%
600-14-172-00-8205	0000	EMPLOYEE TRAVEL	0	0	300	300		0	100%
<b>TOTAL MATERIAL &amp; SERVICES</b>			<b>0</b>	<b>0</b>	<b>22,817</b>	<b>15,828</b>		<b>(6,989)</b>	

COLUMBIA GORGE COMMUNITY COLLEGE

Account Number	Prj	Description	Actual 2014-15	Actual 2015-16	Adjusted 2016-17	Proposed 2017-18	% of T Bgt	\$Chg Incr(Decr)	% of Prior Bgt
<b>TRANSFERS</b>									
600-14-172-00-9951	0000	INTR DEPT SVCS IT	0	0	801	0		0	na
<b>TOTAL TRANSFERS</b>			<b>0</b>	<b>0</b>	<b>801</b>	<b>0</b>		<b>0</b>	
<b>TOTAL EXPENDITURES</b>			<b>0</b>	<b>0</b>	<b>37,851</b>	<b>45,000</b>		<b>7,149</b>	
<b>600-00-172-00-3000 0000 UNAPPROPRIATED ENDING FUND BALANCE</b>									
<b>TOTAL REQUIREMENTS</b>			<b>0</b>	<b>0</b>	<b>37,851</b>	<b>45,000</b>		<b>7,149</b>	
<b>TOTAL RESOURCES LESS REQUIREMENTS</b>			<b>0</b>	<b>0</b>	<b>0</b>	<b>0</b>		<b>0</b>	

COLUMBIA GORGE COMMUNITY COLLEGE

Account Number	Prj	Description	Actual 2014-15	Actual 2015-16	Adjusted 2016-17	Proposed 2017-18	% of T Bgt	\$Chg Incr(Decr)	% of Prior Bgt
<b>HEALTH OCCUPATIONS CUSTOMIZED TRAINING</b>									
<b>RESOURCES</b>									
600-00-216-00-3000		PRIOR YEAR FUND BALANCE	0	0	6,200	33,463		27,263	540%
600-00-216-00-4559		TESTING FEES	0	0	600	600		0	100%
600-00-216-00-4703		CUSTOMIZED TRAINING REVENUE	0	0	26,717	80,000		53,283	299%
		<b>TOTAL RESOURCES</b>	<b>0</b>	<b>0</b>	<b>33,517</b>	<b>114,063</b>		<b>80,546</b>	
<b>REQUIREMENTS</b>									
<b>PERSONNEL SERVICES</b>									
<b>SALARY EXPENSE</b>									
600-15-216-00-6421		PART TIME INSTRUCTOR WAGES	0	0	13,897	69,511		55,614	500%
600-15-216-00-6441		CURRICULUM DEVELOPMENT WAGES	0	0	0	0		0	na
600-15-216-00-6442		SPECIAL PROJECT WAGES	0	0	4,287	14,800		10,513	345%
		<b>TOTAL SALARY EXPENSE</b>	<b>0</b>	<b>0</b>	<b>18,184</b>	<b>84,311</b>		<b>66,127</b>	
<b>OTHER PAYROLL EXPENSE</b>									
600-15-216-00-6901		SOCIAL SECURITY	0	0	1,391	8,000		6,609	575%
600-15-216-00-6902		WORKERS' COMPENSATION INS	0	0	137	2,500		2,363	1825%
600-15-216-00-6903		STATE WORKERS BENEFIT FUND	0	0	10	2,000		1,990	20000%
600-15-216-00-6904		UNEMPLOYMENT INSURANCE	0	0	309	60		(249)	20%
600-15-216-00-6905		PERS	0	0	1,351	404		(947)	30%
600-15-216-00-6951		PERS EQUALIZATION FUND	0	0	435	4,036		3,601	928%
		<b>TOTAL OTHER PAYROLL EXPENSE</b>	<b>0</b>	<b>0</b>	<b>3,633</b>	<b>17,000</b>		<b>13,367</b>	
		<b>TOTAL PERSONNEL SERVICES</b>	<b>0</b>	<b>0</b>	<b>21,817</b>	<b>101,311</b>		<b>79,494</b>	
<b>MATERIALS &amp; SERVICES</b>									
600-15-216-00-7206		INSTRUCTIONAL CONTRACTED SERVICES	0	0	3,500	4,212		712	na
600-15-216-00-7210		POSTAGE	0	0	0	25		25	120%
600-15-216-00-7521		SHIPPING & FREIGHT	0	0	490	15		(475)	na
600-15-216-00-7601		PRINTING AND DUPLICATING	0	0	0	550		550	3%
600-15-216-00-8006		INSTRUCTIONAL SUPPLIES	0	0	6,525	5,000		(1,525)	na
600-15-216-00-8201		CONFERENCE FEES	0	0	175	350		175	77%
600-15-216-00-8205		EMPLOYEE TRAVEL	0	0	500	300		(200)	200%
600-15-216-00-8208		EQUIPMENT REPAIR	0	0	0	200		200	60%
600-15-216-00-8509		FOOD & REFRESHMENTS	0	0	500	0		(500)	na
600-15-216-00-8517		MISC FEES	0	0	10	100		90	1000%
600-15-216-00-8803		INSTRUCTIONAL EQUIPMENT <\$5000	0	0	0	2,000		2,000	na
		<b>TOTAL MATERIAL &amp; SERVICES</b>	<b>0</b>	<b>0</b>	<b>11,700</b>	<b>12,752</b>		<b>1,052</b>	

COLUMBIA GORGE COMMUNITY COLLEGE

Account Number	Prj	Description	Actual 2014-15	Actual 2015-16	Adjusted 2016-17	Proposed 2017-18	% of T Bgt	\$Chg Incr(Decr)	% of Prior Bgt
<b>CAPITAL OUTLAY</b>									
600-15-216-00-9573	0000	INSTRUCTIONAL EQUIPMENT >\$5000	0	0	0	0		0	na
		<b>TOTAL CAPITAL OUTLAY</b>	<b>0</b>	<b>0</b>	<b>0</b>	<b>0</b>		<b>0</b>	
<b>TRANSFERS</b>									
600-15-216-00-9901	0000	TRANSFER TO GENERAL FUND	0	0	0	0		0	na
		<b>TOTAL TRANSFERS</b>	<b>0</b>	<b>0</b>	<b>0</b>	<b>0</b>		<b>0</b>	
		<b>TOTAL EXPENDITURES</b>	<b>0</b>	<b>0</b>	<b>33,517</b>	<b>114,063</b>		<b>80,546</b>	
600-00-216-00-3000	0000	UNAPPROPRIATED ENDING FUND BALANCE	0	0	0	0		0	
		<b>TOTAL REQUIREMENTS</b>	<b>0</b>	<b>0</b>	<b>33,517</b>	<b>114,063</b>		<b>80,546</b>	
		<b>TOTAL RESOURCES LESS REQUIREMENTS</b>	<b>0</b>	<b>0</b>	<b>0</b>	<b>0</b>		<b>0</b>	

COLUMBIA GORGE COMMUNITY COLLEGE

Account Number	Prj	Description	Actual 2014-15	Actual 2015-16	Adjusted 2016-17	Proposed 2017-18	% of T Bgt	\$Chg Incr(Decr)	% of Prior Bgt
<b>CUSTOMIZED TRAINING</b>									
<b>RESOURCES</b>									
600-00-225-00-3000	0000	PRIOR YEAR FUND BALANCE	0	0	0	0		0	na
600-00-225-00-4559	0000	TESTING FEES	0	0	0	1,000		1,000	na
600-00-225-00-4703	0000	CUSTOMIZED TRAINING REVENUE	0	0	224,410	50,000		(174,410)	22%
<b>TOTAL RESOURCES</b>			<b>0</b>	<b>0</b>	<b>224,410</b>	<b>51,000</b>		<b>(173,410)</b>	
<b>REQUIREMENTS</b>									
<b>PERSONNEL SERVICES</b>									
<b>SALARY EXPENSE</b>									
600-15-225-00-6107	0000	FT PROFESSIONAL SUPPORT SALARIES	0	0	0	10,000		10,000	na
600-15-225-00-6421	0000	PART TIME INSTRUCTOR WAGES	0	0	20,000	10,000		(10,000)	50%
<b>TOTAL SALARY EXPENSE</b>			<b>0</b>	<b>0</b>	<b>20,000</b>	<b>20,000</b>		<b>0</b>	
<b>OTHER PAYROLL EXPENSE</b>									
600-15-225-00-6901	0000	SOCIAL SECURITY	0	0	1,530	1,530		0	100%
600-15-225-00-6902	0000	WORKERS' COMPENSATION INS	0	0	151	151		0	100%
600-15-225-00-6903	0000	STATE WORKERS BENEFIT FUND	0	0	1	1		0	100%
600-15-225-00-6904	0000	UNEMPLOYMENT INSURANCE	0	0	340	340		0	100%
600-15-225-00-6905	0000	PERS	0	0	180	180		0	100%
600-15-225-00-6906	0000	DISABILITY INSURANCE	0	0	0	0		0	na
600-15-225-00-6908	0000	HEALTH INSURANCE	0	0	0	0		0	na
600-15-225-00-6951	0000	PERS EQUALIZATION FUND	0	0	58	58		0	100%
<b>TOTAL OTHER PAYROLL EXPENSE</b>			<b>0</b>	<b>0</b>	<b>2,260</b>	<b>2,260</b>		<b>0</b>	
<b>TOTAL PERSONNEL SERVICES</b>			<b>0</b>	<b>0</b>	<b>22,260</b>	<b>22,260</b>		<b>0</b>	
<b>MATERIALS &amp; SERVICES</b>									
600-15-225-00-7206	0000	INSTRUCTIONAL CONTRACTED SERVICES	0	0	100,000	7,000		(93,000)	7%
600-15-225-00-7210	0000	OTHER CONTRACTED SERVICES	0	0	70,000	6,000		0	9%
600-15-225-00-7510	0000	POSTAGE	0	0	50	140		90	280%
600-15-225-00-7521	0000	SHIPPING & FREIGHT	0	0	100	100		0	100%
600-15-225-00-7601	0000	PRINTING & DUPLICATING	0	0	20,000	1,000		(19,000)	5%
600-15-225-00-8006	0000	INSTRUCTIONAL SUPPLIES	0	0	7,000	5,000		(2,000)	71%
600-15-225-00-8009	0000	OFFICE SUPPLIES	0	0	2,000	2,000		0	100%
600-15-225-00-8201	0000	CONFERENCE FEES	0	0	2,000	2,000		0	100%
600-15-225-00-8205	0000	EMPLOYEE TRAVEL	0	0	5,000	3,000		(2,000)	60%
600-15-225-00-8509	0000	FOOD & REFRESHMENTS	0	0	0	500		500	na
600-15-225-00-8515	0000	MEETING & CONFERENCE EXPENSE	0	0	0	1,000		1,000	na
600-15-225-00-8516	0000	MEMBERSHIP FEES & DUES	0	0	1,000	1,000		0	100%
<b>TOTAL MATERIAL &amp; SERVICES</b>			<b>0</b>	<b>0</b>	<b>207,150</b>	<b>28,740</b>		<b>(114,410)</b>	
<b>TOTAL EXPENDITURES</b>			<b>0</b>	<b>0</b>	<b>229,410</b>	<b>51,000</b>		<b>(114,410)</b>	



COLUMBIA GORGE COMMUNITY COLLEGE

Account Number	Prj	Description	Actual 2014-15	Actual 2015-16	Adjusted 2016-17	Proposed 2017-18	% of T Bgt	\$Chg Incr(Decr)	% of Prior Bgt
600-00-225-00-3000	0000	UNAPPROPRIATED ENDING FUND BALANCE	0	0	(5,000)	0		(59,000)	
		TOTAL REQUIREMENTS	0	0	229,410	51,000		(114,410)	
		TOTAL RESOURCES LESS REQUIREMENTS	0	0	(5,000)	0		(59,000)	

COLUMBIA GORGE COMMUNITY COLLEGE

Account Number	Prj	Description	Actual 2014-15	Actual 2015-16	Adjusted 2016-17	Proposed 2017-18	% of T Bgt	\$Chg Incr(Decr)	% of Prior Bgt
<b>NON-REIMBURSABLE COMMUNITY EDUCATION</b>									
<b>RESOURCES</b>									
600-00-265-00-3000	0000	PRIOR YEAR FUND BALANCE	0	0	4,308	20,000		15,692	464%
600-00-265-00-4411	0000	NON-CREDIT TUITION	0	0	15,304	15,000		(304)	98%
600-00-265-00-4501	0000	INSTRUCTIONAL FEES	0	0	2,000	1,500		(500)	75%
600-00-265-00-4603	0000	OTHER OPERATING REVENUE	0	0	0	0		0	na
<b>TOTAL RESOURCES</b>			<b>0</b>	<b>0</b>	<b>21,612</b>	<b>36,500</b>		<b>14,888</b>	
<b>REQUIREMENTS</b>									
<b>PERSONNEL SERVICES</b>									
<b>SALARY EXPENSE</b>									
600-15-265-00-6421	0000	PART TIME INSTRUCTOR WAGES	0	0	3,500	3,500		0	100%
600-15-265-00-6442	0000	SPECIAL PROJECT WAGES	0	0	879	879		0	100%
<b>TOTAL SALARY EXPENSE</b>			<b>0</b>	<b>0</b>	<b>4,379</b>	<b>4,379</b>		<b>0</b>	
<b>OTHER PAYROLL EXPENSE</b>									
600-15-265-00-6901	0000	SOCIAL SECURITY	0	0	335	335		0	100%
600-15-265-00-6902	0000	WORKERS' COMPENSATION INS	0	0	33	33		0	100%
600-15-265-00-6903	0000	STATE WORKERS BENEFIT FUND	0	0	1	1		0	100%
600-15-265-00-6904	0000	UNEMPLOYMENT INSURANCE	0	0	74	74		0	100%
600-15-265-00-6905	0000	PERS	0	0	143	143		0	100%
600-15-265-00-6906	0000	DISABILITY INSURANCE	0	0	0	0		0	na
600-15-265-00-6951	0000	PERS BENEFIT EQUALIZATION FUND	0	0	46	46		0	100%
<b>TOTAL OTHER PAYROLL EXPENSE</b>			<b>0</b>	<b>0</b>	<b>632</b>	<b>632</b>		<b>0</b>	
<b>TOTAL PERSONNEL SERVICES</b>			<b>0</b>	<b>0</b>	<b>5,011</b>	<b>5,011</b>		<b>0</b>	
<b>MATERIALS &amp; SERVICES</b>									
600-15-265-00-7206	0000	INSTRUCTIONAL CONTRACTED SERVICES	0	0	10,500	20,121		9,621	192%
600-15-265-00-7702	0000	FACILITY LEASE	0	0	800	1,000		200	125%
600-15-265-00-8006	0000	INSTRUCTIONAL SUPPLIES	0	0	2,300	4,000		1,700	174%
600-15-265-00-8201	0000	CONFERENCE FEES	0	0	1,000	2,368		1,368	237%
600-15-265-00-8202	0000	FIELD TRIP EXPENSE	0	0	1,000	2,000		1,000	200%
600-15-265-00-8205	0000	EMPLOYEE TRAVEL	0	0	1,000	2,000		1,000	200%
600-15-265-00-8516	0000	MEMBERSHIP DUES & FEES	0	0	0	0		0	na
<b>TOTAL MATERIAL &amp; SERVICES</b>			<b>0</b>	<b>0</b>	<b>16,600</b>	<b>31,489</b>		<b>14,889</b>	
<b>TRANSFERS</b>									
600-15-265-00-9901	0000	TRANSFER TO GENERAL FUND	0	0	0	0		0	na
<b>TOTAL TRANSFERS</b>			<b>0</b>	<b>0</b>	<b>0</b>	<b>0</b>		<b>0</b>	
<b>TOTAL EXPENDITURES</b>			<b>0</b>	<b>0</b>	<b>21,611</b>	<b>36,500</b>		<b>14,889</b>	

COLUMBIA GORGE COMMUNITY COLLEGE

Account Number	Prj	Description	Actual 2014-15	Actual 2015-16	Adjusted 2016-17	Proposed 2017-18	% of T Bgt	\$Chg Incr(Decr)	% of Prior Bgt
600-00-265-00-3000	0000	UNAPPROPRIATED ENDING FUND BALANCE	0	0	1	0		(1)	
		TOTAL REQUIREMENTS	0	0	21,612	36,500		14,888	
		TOTAL RESOURCES LESS REQUIREMENTS	0	0	1	0		(1)	

COLUMBIA GORGE COMMUNITY COLLEGE

Account Number	Prj	Description	Actual 2014-15	Actual 2015-16	Adjusted 2016-17	Proposed 2017-18	% of T Bgt	\$Chg Incr(Decr)	% of Prior Bgt
<b>ELDERHOSTEL</b>									
<b>RESOURCES</b>									
600-00-266-00-3000	0000	PRIOR YEAR FUND BALANCE	0	0	11,000	12,000		1,000	109%
600-00-266-00-4411	0000	NON-CREDIT TUITION	0	0	15,000	15,000		0	100%
<b>TOTAL RESOURCES</b>			<b>0</b>	<b>0</b>	<b>26,000</b>	<b>27,000</b>		<b>1,000</b>	
<b>REQUIREMENTS</b>									
<b>PERSONNEL SERVICES</b>									
<b>SALARY EXPENSE</b>									
600-15-266-00-6421	0000	PART TIME INSTRUCTOR WAGES	0	0	0	0		0	na
600-15-266-00-6442	0000	SPECIAL PROJECT WAGES	0	0	0	0		0	na
<b>TOTAL SALARY EXPENSE</b>			<b>0</b>	<b>0</b>	<b>0</b>	<b>0</b>		<b>0</b>	
<b>OTHER PAYROLL EXPENSE</b>									
600-15-266-00-6901	0000	SOCIAL SECURITY	0	0	0	0		0	
600-15-266-00-6902	0000	WORKERS' COMPENSATION INS	0	0	0	0		0	
600-15-266-00-6904	0000	UNEMPLOYMENT INSURANCE	0	0	0	0		0	
<b>TOTAL PERSONNEL SERVICES</b>			<b>0</b>	<b>0</b>	<b>0</b>	<b>0</b>		<b>0</b>	
<b>MATERIALS &amp; SERVICES</b>									
600-15-266-00-8006	0000	INSTRUCTIONAL SUPPLIES	0	0	8,208	50		(8,158)	121%
600-15-266-00-8202	0000	FIELD TRIP EXPENSE	0	0	12,437	15,000		2,563	na
600-15-266-00-8205	0000	EMPLOYEE TRAVEL	0	0	200	0		(200)	232%
600-15-266-00-8509	0000	FOOD & REFRESHMENTS	0	0	5,155	11,950		6,795	
<b>TOTAL MATERIAL &amp; SERVICES</b>			<b>0</b>	<b>0</b>	<b>26,000</b>	<b>27,000</b>		<b>1,000</b>	
<b>TOTAL EXPENDITURES</b>			<b>0</b>	<b>0</b>	<b>26,000</b>	<b>27,000</b>		<b>1,000</b>	
600-00-266-00-3000	0000	UNAPPROPRIATED ENDING FUND BALANCE	0	0	0	0		0	
<b>TOTAL REQUIREMENTS</b>			<b>0</b>	<b>0</b>	<b>26,000</b>	<b>27,000</b>		<b>1,000</b>	
<b>TOTAL RESOURCES LESS REQUIREMENTS</b>			<b>0</b>	<b>0</b>	<b>0</b>	<b>0</b>		<b>0</b>	

COLUMBIA GORGE COMMUNITY COLLEGE

Account Number	Prj	Description	Actual 2014-15	Actual 2015-16	Adjusted 2016-17	Proposed 2017-18	% of T Bgt	\$Chg Incr(Decr)	% of Prior Bgt
<b>BUILDING LEASE FUND</b>									
<b>RESOURCES</b>									
600-00-296-00-3000		PRIOR YEAR FUND BALANCE	0	0	45,000	70,000		25,000	156%
600-00-296-00-4671		LEASE REVENUE	0	0	196,000	215,000		19,000	110%
600-00-296-00-4671	9052	LEASE REVENUE-2013 HR PROPERTY PURCHASE	0	0	0	15,000		15,000	na
<b>TOTAL RESOURCES</b>			<b>0</b>	<b>0</b>	<b>241,000</b>	<b>300,000</b>		<b>59,000</b>	
<b>REQUIREMENTS</b>									
<b>PERSONNEL SERVICES</b>									
<b>SALARY EXPENSE</b>									
600-70-296-00-6301		FULL TIME CLASSIFIED WAGES	0	0	16,640	17,867		1,227	na
600-70-296-00-6303		CLASSIFIED OVERTIME	0	0	0	0		0	na
<b>TOTAL SALARY EXPENSE</b>			<b>0</b>	<b>0</b>	<b>16,640</b>	<b>17,867</b>		<b>1,227</b>	
<b>OTHER PAYROLL EXPENSE</b>									
600-70-296-00-6901		SOCIAL SECURITY	0	0	1,273	1,267		(6)	53%
600-70-296-00-6902		WORKERS' COMPENSATION INS	0	0	1,349	713		(636)	43%
600-70-296-00-6903		STATE WORKERS BENEFIT FUND	0	0	34	15		(19)	114%
600-70-296-00-6904		UNEMPLOYMENT INSURANCE	0	0	283	322		39	129%
600-70-296-00-6905		PERS	0	0	2,318	2,987		669	210%
600-70-296-00-6906		DISABILITY INSURANCE	0	0	20	42		22	100%
600-70-296-00-6907		LIFE INSURANCE	0	0	8	8		0	72%
600-70-296-00-6908		HEALTH INSURANCE	0	0	11,603	8,354		(3,249)	84%
600-70-296-00-6951		PERS BENEFIT EQUALIZATION FUND	0	0	915	768		(147)	
<b>TOTAL OTHER PAYROLL EXPENSE</b>			<b>0</b>	<b>0</b>	<b>17,803</b>	<b>11,295</b>		<b>(3,181)</b>	
<b>TOTAL PERSONNEL SERVICES</b>			<b>0</b>	<b>0</b>	<b>34,443</b>	<b>29,162</b>		<b>(1,954)</b>	
<b>MATERIALS &amp; SERVICES</b>									
600-70-296-00-7210		OTHER CONTRACTED SERVICES	0	0	4,700	12,000		7,300	255%
600-70-296-00-7510		POSTAGE	0	0	0	100		100	na
600-70-296-00-8001		BUILDING MAINTENANCE SUPPLIES	0	0	1,203	2,000		797	166%
600-70-296-00-8001	2900	BUILDING MAINTENANCE SUPPLIES-HR RENTAL	0	0	0	0		0	na
600-70-296-00-8002	0000	CLEANING SUPPLIES	0	0	223	1,912		1,277	857%
600-70-296-00-8002	2900	CLEANING SUPPLIES-HR RENTAL	0	0	0	0		0	na
600-70-296-00-8003	0000	CUSTODIAL DISPOSABLES	0	0	125	6,000		4,875	4800%
600-70-296-00-8003	2900	CUSTODIAL DISPOSABLES-HR RENTAL	0	0	0	0		0	na
600-70-296-00-8003	0000	EMPLOYEE TRAVEL	0	0	60	7,000		6,940	11667%
600-70-296-00-8401	0000	UTILITIES/ELECTRIC	0	0	11,507	12,000		493	104%
600-70-296-00-8402	0000	UTILITIES/NATURAL GAS	0	0	4,000	5,826		1,826	146%
600-70-296-00-8404	0000	UTILITIES/WATER & SEWER	0	0	15,000	21,000		5,000	140%

COLUMBIA GORGE COMMUNITY COLLEGE

Account Number	Prj	Description	Actual 2014-15	Actual 2015-16	Adjusted 2016-17	Proposed 2017-18	% of T Bgt	\$Chg Incr(Decr)	% of Prior Bgt
600-70-296-00-8404	2900	UTILITIES/WATER & SEWER-HR RENTAL	0	0	282	500		218	177%
600-70-296-00-8517	0000	MISCELLANEOUS FEES	0	0	360	500		140	139%
600-70-296-00-8517	2900	MISCELLANEOUS FEES-HOOD RIVER RENTAL	0	0	1,850	2,000		150	108%
		<b>TOTAL MATERIAL &amp; SERVICES</b>	<b>0</b>	<b>0</b>	<b>39,310</b>	<b>70,838</b>		<b>29,116</b>	<b>180%</b>
		<b>TRANSFERS</b>							na
600-70-296-00-9901	0000	TRANSFER TO GENERAL FUND	0	0	150,200	200,000		49,800	na
		<b>TOTAL TRANSFERS</b>	<b>0</b>	<b>0</b>	<b>150,200</b>	<b>200,000</b>		<b>49,800</b>	<b>133%</b>
		<b>TOTAL EXPENDITURES</b>	<b>0</b>	<b>0</b>	<b>223,953</b>	<b>300,000</b>		<b>76,962</b>	
600-70-296-00-9951	0000	INTR DEPT SVCS IT	0	0	853	0		(853)	na
		<b>TOTAL EXPENDITURES</b>	<b>0</b>	<b>0</b>	<b>224,806</b>	<b>300,000</b>		<b>75,194</b>	
600-00-296-00-3000	0000	UNAPPROPRIATED ENDING FUND BALANCE	0	0	16,194	0		(16,194)	
		<b>TOTAL REQUIREMENTS</b>	<b>0</b>	<b>0</b>	<b>240,147</b>	<b>300,000</b>		<b>59,853</b>	
		<b>TOTAL RESOURCES LESS REQUIREMENTS</b>	<b>0</b>	<b>0</b>	<b>16,194</b>	<b>0</b>			

COLUMBIA GORGE COMMUNITY COLLEGE

Account Number	Prj	Description	Actual 2014-15	Actual 2015-16	Adjusted 2016-17	Proposed 2017-18	% of T Bgt	\$Chg Incr(Decr)	% of Prior Bgt
<b>FOOD SERVICE</b>									
<b>RESOURCES</b>									
600-00-297-00-3000	0000	PRIOR YEAR FUND BALANCE	0	0	0	0		0	na
600-00-297-00-4624	0000	FOOD SERVICE CONTRACT REVENUE	0	0	0	0		0	na
<b>TOTAL RESOURCES</b>			<b>0</b>	<b>0</b>	<b>0</b>	<b>0</b>		<b>0</b>	
<b>REQUIREMENTS</b>									
<b>MATERIALS &amp; SERVICES</b>									
600-70-297-00-8002	0000	CLEANING SUPPLIES	0	0	0	0		0	na
600-70-297-00-8508	0000	EQUIPMENT REPAIR	0	0	0	0		0	na
<b>TOTAL MATERIAL &amp; SERVICES</b>			<b>0</b>	<b>0</b>	<b>0</b>	<b>0</b>		<b>0</b>	
<b>CAPITAL OUTLAY</b>									
600-70-297-00-9575	0000	OTHER EQUIPMENT >\$5000	0	0	0	0		0	
<b>TOTAL CAPITAL OUTLAY</b>			<b>0</b>	<b>0</b>	<b>0</b>	<b>0</b>		<b>0</b>	
<b>TRANSFERS</b>									
600-70-297-00-9901	0000	TRANSFER TO GENERAL FUND	0	0	0	0		0	na
<b>TOTAL TRANSFERS</b>			<b>0</b>	<b>0</b>	<b>0</b>	<b>0</b>		<b>0</b>	
<b>TOTAL EXPENDITURES</b>			<b>0</b>	<b>0</b>	<b>0</b>	<b>0</b>		<b>0</b>	
<b>UNAPPROPRIATED ENDING FUND BALANCE</b>									
600-00-297-00-3000	0000	UNAPPROPRIATED ENDING FUND BALANCE	0	0	0	0		0	
<b>TOTAL REQUIREMENTS</b>			<b>0</b>	<b>0</b>	<b>0</b>	<b>0</b>		<b>0</b>	
<b>TOTAL RESOURCES LESS REQUIREMENTS</b>			<b>0</b>	<b>0</b>	<b>0</b>	<b>0</b>		<b>0</b>	

COLUMBIA GORGE COMMUNITY COLLEGE

Account Number	Prj	Description	Actual 2014-15	Actual 2015-16	Adjusted 2016-17	Proposed 2017-18	% of T Bgt	\$Chg Incr(Decr)	% of Prior Bgt
601		<b>COLLEGE BOOKSTORE</b>							
		<b>RESOURCES</b>							
601-00-000-00-3000	0000	PRIOR YEAR FUND BALANCE	311,432	275,178	243,000	135,000		(108,000)	56%
601-00-000-00-4491	0000	BANK CARD DISCOUNT FEES	(5,976)	(4,144)	(5,200)	(1,000)		4,200	19%
601-00-000-00-4801	0000	BOOKSTORE SALES	317,415	269,204	395,000	200,000		(195,000)	51%
601-00-000-00-4802	0000	BOOKSTORE CASH OVER/SHORT	71	25	0	50		50	na
601-00-000-00-4803	0000	BOOKSTORE COMMISSIONS	0	0	0	0		0	na
601-00-000-00-5001	0000	BOOKSTORE PURCHASES	(220,629)	(226,963)	(250,000)	(150,000)		100,000	60%
601-00-000-00-5002	0000	PUBLISHERS CREDIT	11,332	11,537	12,000	7,500		(4,500)	63%
		<b>TOTAL RESOURCES</b>	<b>413,645</b>	<b>324,837</b>	<b>394,800</b>	<b>191,550</b>		<b>(203,250)</b>	
		<b>REQUIREMENTS</b>							
		<b>PERSONNEL SERVICES</b>							
		<b>SALARY EXPENSE</b>							
601-30-000-00-6107	0000	FT PROFESSIONAL SUPPORT SALARIES	45,015	45,015	46,365	47,756		1,391	103%
601-30-000-00-6302	0000	PART TIME CLASSIFIED WAGES	25,968	16,886	27,071	16,652		(10,419)	62%
		<b>TOTAL SALARY EXPENSE</b>	<b>70,983</b>	<b>61,901</b>	<b>73,436</b>	<b>64,408</b>		<b>(9,028)</b>	
		<b>OTHER PAYROLL EXPENSE</b>							
601-30-000-00-6901	0000	SOCIAL SECURITY	5,283	4,623	5,618	4,900		(718)	87%
601-30-000-00-6902	0000	WORKERS' COMPENSATION INS	333	328	553	341		(212)	62%
601-30-000-00-6903	0000	STATE WORKERS BENEFIT FUND	62	49	69	44		(25)	63%
601-30-000-00-6904	0000	UNEMPLOYMENT INSURANCE	1,077	869	1,248	991		(257)	79%
601-30-000-00-6905	0000	PERS	6,474	5,091	6,154	6,531		377	106%
601-30-000-00-6906	0000	DISABILITY INSURANCE	105	106	173	112		(61)	65%
601-30-000-00-6907	0000	LIFE INSURANCE	16	16	32	16		(16)	51%
601-30-000-00-6908	0000	HEALTH INSURANCE	7,398	8,077	14,634	9,131		(5,503)	62%
601-30-000-00-6951	0000	PERS BENEFIT EQUALIZATION FUND	3,982	2,751	4,039	2,770		(1,269)	69%
		<b>TOTAL OTHER PAYROLL EXPENSE</b>	<b>24,730</b>	<b>21,911</b>	<b>32,520</b>	<b>24,836</b>		<b>(7,684)</b>	
		<b>TOTAL PERSONNEL SERVICES</b>	<b>95,713</b>	<b>83,812</b>	<b>105,956</b>	<b>89,243</b>		<b>(16,713)</b>	
		<b>MATERIALS &amp; SERVICES</b>							
601-30-000-00-7102	0000	COLLEGE PROMOTIONAL MATERIALS	127	54	150	2,000		1,850	1333%
601-30-000-00-7114	0000	PROGRAM ADVERTISING & PROMOTIONS	5	50	1,070	2,892		1,822	270%
601-30-000-00-7210	0000	OTHER CONTRACTED SERVICES	5,006	2,306	4,000	4,000		0	100%
601-30-000-00-7213	0000	SOFTWARE & LICENSES	0	0	4,470	5,000		530	112%
601-30-000-00-7510	0000	POSTAGE	35	150	150	500		350	333%
601-30-000-00-7521	0000	SHIPPING & FREIGHT	8,095	5,557	7,960	10,000		2,040	126%
601-30-000-00-7601	0000	PRINTING & DUPLICATING	58	25	60	200		140	333%
601-30-000-00-7702	0000	FACILITY LEASE	25,200	25,200	25,200	25,200		0	100%



COLUMBIA GORGE COMMUNITY COLLEGE

Account Number	Prj	Description	Actual 2014-15	Actual 2015-16	Adjusted 2016-17	Proposed 2017-18	% of T Bgt	\$Chg Incr(Decr)	% of Prior Bgt
601-30-000-00-8009		0000 OFFICE SUPPLIES	1,939	707	1,960	4,000		2,040	204%
601-30-000-00-8201		0000 CONFERENCE FEES	485	0	1,000	475		(525)	48%
601-30-000-00-8205		0000 EMPLOYEE TRAVEL	1,775	596	3,000	5,000		2,000	167%
601-30-000-00-8508		0000 EQUIPMENT REPAIR	0	0	500	0		(500)	na
601-30-000-00-8509		0000 FOOD & REFRESHMENTS	30	0	100	500		400	500%
601-30-000-00-8512		0000 GIFTS EXPENSE	0	0	40	40		0	100%
601-30-000-00-8516		0000 MEMBERSHIP FEES & DUES	0	600	500	500		0	100%
601-30-000-00-8522		0000 SIGNAGE	0	0	0	500		500	na
601-30-000-00-8801		0000 FURNITURE <\$5000	0	435	0	0		0	na
601-30-000-00-8802		0000 INFO TECH EQUIPMENT <\$5000	0	0	1,500	1,500		0	100%
		<b>TOTAL MATERIAL &amp; SERVICES</b>	<b>42,755</b>	<b>35,680</b>	<b>51,660</b>	<b>62,307</b>		<b>10,647</b>	
		<b>CAPITAL OUTLAY</b>							
601-30-000-00-9575		0000 OTHER EQUIPMENT >\$5000	0	0	6,000	0		(6,000)	na
		<b>TOTAL CAPITAL OUTLAY</b>	<b>0</b>	<b>0</b>	<b>6,000</b>	<b>0</b>		<b>(6,000)</b>	
601-30-000-00-9975		0000 RESERVED FOR FUTURE EXPENDITURE	0	0	228,763	40,000		(188,763)	17%
601-30-000-00-9574		0000 OFFICE EQUIPMENT >\$5000	0	0	0	0		0	na
		<b>TOTAL RESERVED FOR FUTURE EXPENDITURE</b>	<b>0</b>	<b>0</b>	<b>228,763</b>	<b>40,000</b>		<b>(188,763)</b>	
		<b>TRANSFERS</b>							
601-30-000-00-9951		0000 INTR DEPT SVCS IT	0	0	2,421	0		(2,421)	na
601-00-000-00-9901		0000 TRANSFER TO GENERAL FUND	0	0	0	0		0	na
		<b>TOTAL TRANSFERS</b>	<b>0</b>	<b>0</b>	<b>2,421</b>	<b>0</b>		<b>(2,421)</b>	
		<b>TOTAL EXPENDITURES</b>	<b>138,468</b>	<b>119,492</b>	<b>394,800</b>	<b>191,550</b>		<b>(197,250)</b>	
601-00-000-00-3000		0000 UNAPPROPRIATED ENDING FUND BALANCE	275,177	205,345	0	(0)		(6,000)	
		<b>TOTAL REQUIREMENTS</b>	<b>138,468</b>	<b>119,492</b>	<b>394,800</b>	<b>191,550</b>		<b>(203,250)</b>	
		<b>TOTAL RESOURCES LESS REQUIREMENTS</b>	<b>275,177</b>	<b>205,345</b>	<b>0</b>	<b>0</b>		<b>0</b>	

COLUMBIA GORGE COMMUNITY COLLEGE

Account Number	Prj	Description	Actual 2014-15	Actual 2015-16	Adjusted 2016-17	Proposed 2017-18	% of T Bgt	\$Chg Incr(Decr)	% of Prior Bgt
<b>CO-CURRICULAR ACTIVITIES FUND</b>									
<b>RESOURCES</b>									
705-00-278-00-3000	0000	PRIOR YEAR FUND BALANCE	0	0	0	0		0	na
705-00-278-00-4311	0000	HOOD RIVER CULTURAL TRUST	0	0	0	0		0	na
705-00-278-00-4652	0000	RESTRICTED GIFTS	0	0	0	0		0	na
705-00-278-00-4710	0000	TICKET SALES	0	0	0	0		0	na
705-00-278-00-4901	0000	TRANSFER FROM GENERAL FUND	0	5,000	5,000	5,000		0	100%
<b>TOTAL RESOURCES</b>			<b>0</b>	<b>5,000</b>	<b>5,000</b>	<b>5,000</b>		<b>0</b>	
<b>REQUIREMENTS</b>									
<b>MATERIALS &amp; SERVICES</b>									
705-40-278-00-7210	0000	OTHER CONTRACTED SERVICES	0	0	4,960	5,000		40	101%
705-40-278-00-8006	0000	INSTRUCTIONAL SUPPLIES	0	0	40	0		(40)	na
705-40-278-00-8205	0000	EMPLOYEE TRAVEL	0	0	0	0		0	na
705-40-278-00-8509	0000	FOOD & REFRESHMENTS	0	0	0	0		0	na
		CONFERENCE EXPENSE	0	0	0	0		0	na
<b>TOTAL MATERIAL &amp; SERVICES</b>			<b>0</b>	<b>0</b>	<b>5,000</b>	<b>5,000</b>		<b>0</b>	
<b>TOTAL EXPENDITURES</b>			<b>0</b>	<b>0</b>	<b>5,000</b>	<b>5,000</b>		<b>0</b>	
705-00-278-00-3000	0000	UNAPPROPRIATED ENDING FUND BALANCE	0	0	0	0		0	
<b>TOTAL REQUIREMENTS</b>			<b>0</b>	<b>0</b>	<b>5,000</b>	<b>5,000</b>		<b>0</b>	
<b>TOTAL RESOURCES LESS REQUIREMENTS</b>			<b>0</b>	<b>0</b>	<b>0</b>	<b>0</b>		<b>0</b>	

COLUMBIA GORGE COMMUNITY COLLEGE

Account Number	Prj	Description	Actual 2014-15	Actual 2015-16	Adjusted 2016-17	Proposed 2017-18	% of T Bgt	\$Chg Incr(Decr)	% of Prior Bgt
<b>RESOURCE DEVELOPMENT SPECIAL REVENUE ACCOUNT</b>									
<b>RESOURCES</b>									
705-00-282-00-3000	0000	PRIOR YEAR FUND BALANCE	0	0	0	0		0	na
705-00-282-00-4694	0000	FOUNDATION REIMBURSEMENT	0	0	10,000	0		(10,000)	na
		<b>TOTAL RESOURCES</b>	<b>0</b>	<b>0</b>	<b>10,000</b>	<b>0</b>		<b>(10,000)</b>	
<b>REQUIREMENTS</b>									
<b>MATERIALS &amp; SERVICES</b>									
705-50-282-00-8510	0000	FUNDRAISING COSTS	0	0	10,000	0		(10,000)	na
		<b>TOTAL MATERIAL &amp; SERVICES</b>	<b>0</b>	<b>0</b>	<b>10,000</b>	<b>0</b>		<b>(10,000)</b>	
		<b>TOTAL EXPENDITURES</b>	<b>0</b>	<b>0</b>	<b>10,000</b>	<b>0</b>		<b>(10,000)</b>	
705-00-282-00-3000	0000	UNAPPROPRIATED ENDING FUND BALANCE	0	0	0	0		0	
		<b>TOTAL REQUIREMENTS</b>	<b>0</b>	<b>0</b>	<b>10,000</b>	<b>0</b>		<b>(10,000)</b>	
		<b>TOTAL RESOURCES LESS REQUIREMENTS</b>	<b>0</b>	<b>0</b>	<b>0</b>	<b>0</b>		<b>0</b>	

COLUMBIA GORGE COMMUNITY COLLEGE

Account Number	Prj	Description	Actual 2014-15	Actual 2015-16	Adjusted 2016-17	Proposed 2017-18	% of T Bgt	\$Chg Incr(Decr)	% of Prior Bgt
<b>ENVIRONMENTAL CLUB FUND</b>									
<b>RESOURCES</b>									
705-00-711-00-3000	0000	PRIOR YEAR FUND BALANCE	664	664	664	664		(0)	100%
705-00-711-00-4704	0000	FUNDRAISING REVENUE	0	0	0	0		0	na
<b>TOTAL RESOURCES</b>			<b>664</b>	<b>664</b>	<b>664</b>	<b>664</b>		<b>(0)</b>	
<b>REQUIREMENTS</b>									
<b>MATERIALS &amp; SERVICES</b>									
705-20-711-00-8523	0000	STUDENT ACTIVITIES & EVENTS	0	0	664	664		0	100%
<b>TOTAL MATERIAL &amp; SERVICES</b>			<b>0</b>	<b>0</b>	<b>664</b>	<b>664</b>		<b>0</b>	
<b>TRANSFERS</b>									
705-00-000-00-9901	0000	TRANSFER TO GENERAL FUND			0	0		0	na
<b>TOTAL TRANSFERS</b>			<b>0</b>	<b>0</b>	<b>0</b>	<b>0</b>		<b>0</b>	
<b>TOTAL EXPENDITURES</b>			<b>0</b>	<b>0</b>	<b>664</b>	<b>664</b>		<b>0</b>	
705-20-711-00-3000	0000	UNAPPROPRIATED ENDING FUND BALANCE	664	664	0	(0)		(0)	
<b>TOTAL REQUIREMENTS</b>			<b>0</b>	<b>0</b>	<b>664</b>	<b>664</b>		<b>(0)</b>	
<b>TOTAL RESOURCES LESS REQUIREMENTS</b>			<b>664</b>	<b>664</b>	<b>0</b>	<b>0</b>		<b>0</b>	

COLUMBIA GORGE COMMUNITY COLLEGE

Account Number	Prj	Description	Actual 2014-15	Actual 2015-16	Adjusted 2016-17	Proposed 2017-18	% of T Bgt	\$Chg Incr(Decr)	% of Prior Bgt
<b>PHI THETA KAPPA FUND</b>									
<b>RESOURCES</b>									
705-00-712-00-3000	0000	PRIOR YEAR FUND BALANCE		918	400	1,500		1,100	375%
705-00-712-00-4622	0000	MEMBERSHIP DUES REVENUE	2,860	1,550	4,500	3,000		(1,500)	67%
705-00-712-00-4704	0000	FUNDRAISING REVENUE	5,064	4,303	5,000	8,000		3,000	160%
		<b>TOTAL RESOURCES</b>	<b>8,540</b>	<b>6,771</b>	<b>9,900</b>	<b>12,500</b>		<b>2,600</b>	
<b>REQUIREMENTS</b>									
<b>MATERIALS &amp; SERVICES</b>									
705-40-712-00-8201	0000	CONFERENCE FEES	107	319	900	2,500		1,600	278%
705-40-712-00-8206	0000	STUDENT TRAVEL	2,377	1,677	1,800	4,600		2,800	256%
705-40-712-00-8510	0000	FUNDRAISING COSTS	2,565	2,568	3,700	3,000		(700)	81%
705-40-712-00-8516	0000	MEMBERSHIP FEES & DUES	2,530	1,070	2,300	1,300		(1,000)	57%
705-40-712-00-8523	0000	STUDENT ACTIVITIES & EVENTS	42	0	1,200	1,100		(100)	92%
		<b>TOTAL MATERIAL &amp; SERVICES</b>	<b>7,621</b>	<b>5,634</b>	<b>9,900</b>	<b>12,500</b>		<b>2,600</b>	
		<b>TOTAL EXPENDITURES</b>	<b>7,621</b>	<b>5,634</b>	<b>9,900</b>	<b>12,500</b>		<b>2,600</b>	
705-00-712-00-3000	0000	UNAPPROPRIATED ENDING FUND BALANCE	919	1,136	0	0		0	
		<b>TOTAL REQUIREMENTS</b>	<b>7,621</b>	<b>5,634</b>	<b>9,900</b>	<b>12,500</b>		<b>2,600</b>	
		<b>TOTAL RESOURCES LESS REQUIREMENTS</b>	<b>919</b>	<b>1,136</b>	<b>0</b>	<b>0</b>		<b>0</b>	

COLUMBIA GORGE COMMUNITY COLLEGE

Account Number	Prj	Description	Actual 2014-15	Actual 2015-16	Adjusted 2016-17	Proposed 2017-18	% of T Bgt	\$Chg Incr(Decr)	% of Prior Bgt
<b>STUDENT COUNCIL FUND</b>									
<b>RESOURCES</b>									
705-00-713-00-3000	0000	PRIOR YEAR FUND BALANCE	243	243	1,625	750		(875)	46%
705-00-713-00-4704	0000	FUNDRAISING REVENUE	0	1,381	1,800	1,800		0	100%
		<b>TOTAL RESOURCES</b>	<b>243</b>	<b>1,624</b>	<b>3,425</b>	<b>2,550</b>		<b>(875)</b>	
<b>REQUIREMENTS</b>									
<b>MATERIALS &amp; SERVICES</b>									
705-20-713-00-8523	0000	STUDENT ACTIVITIES & EVENTS	0	0	3,425	2,550		(875)	74%
		<b>TOTAL MATERIAL &amp; SERVICES</b>	<b>0</b>	<b>0</b>	<b>3,425</b>	<b>2,550</b>		<b>(875)</b>	
<b>TRANSFERS</b>									
705-00-713-00-9901	0000	TRANSFER TO GENERAL FUND			0	0		0	na
		<b>TOTAL TRANSFERS</b>	<b>0</b>	<b>0</b>	<b>0</b>	<b>0</b>		<b>0</b>	
		<b>TOTAL EXPENDITURES</b>	<b>0</b>	<b>0</b>	<b>3,425</b>	<b>2,550</b>		<b>(875)</b>	
705-00-713-00-3000	0000	UNAPPROPRIATED ENDING FUND BALANCE	243	1,624	0	0		0	
		<b>TOTAL REQUIREMENTS</b>	<b>0</b>	<b>0</b>	<b>3,425</b>	<b>2,550</b>		<b>(875)</b>	
		<b>TOTAL RESOURCES LESS REQUIREMENTS</b>	<b>243</b>	<b>1,624</b>	<b>0</b>	<b>0</b>		<b>0</b>	

COLUMBIA GORGE COMMUNITY COLLEGE

Account Number	Prj	Description	Actual 2014-15	Actual 2015-16	Adjusted 2016-17	Proposed 2017-18	% of T Bgt	\$Chg Incr(Decr)	% of Prior Bgt
<b>DELTA ENERGY CLUB</b>									
<b>RESOURCES</b>									
705-00-716-00-3000	0000	PRIOR YEAR FUND BALANCE	470	428	284	284		0	100%
705-00-716-00-4652	0000	RESTRICTED GIFTS	0	0	0	0		0	na
705-00-716-00-4704	0000	FUNDRAISING REVENUE	214	0	0	0		0	na
		<b>TOTAL RESOURCES</b>	<b>684</b>	<b>428</b>	<b>284</b>	<b>284</b>		<b>0</b>	
<b>REQUIREMENTS</b>									
<b>MATERIALS &amp; SERVICES</b>									
705-20-716-00-8523	0000	STUDENT ACTIVITIES & EVENTS	256	144	284	284		0	100%
		<b>TOTAL MATERIAL &amp; SERVICES</b>	<b>256</b>	<b>144</b>	<b>284</b>	<b>284</b>		<b>0</b>	
<b>TRANSFERS</b>									
705-00-716-00-9901	0000	TRANSFER TO GENERAL FUND	0	0	0	0		0	na
		<b>TOTAL TRANSFERS</b>	<b>0</b>	<b>0</b>	<b>0</b>	<b>0</b>		<b>0</b>	
		<b>TOTAL EXPENDITURES</b>	<b>256</b>	<b>144</b>	<b>284</b>	<b>284</b>		<b>0</b>	
705-00-716-00-3000	0000	UNAPPROPRIATED ENDING FUND BALANCE	428	284	0	0		0	
		<b>TOTAL REQUIREMENTS</b>	<b>256</b>	<b>144</b>	<b>284</b>	<b>284</b>		<b>0</b>	
		<b>TOTAL RESOURCES LESS REQUIREMENTS</b>	<b>428</b>	<b>284</b>	<b>0</b>	<b>0</b>		<b>0</b>	

COLUMBIA GORGE COMMUNITY COLLEGE

Account Number	Prj	Description	Actual 2014-15	Actual 2015-16	Adjusted 2016-17	Proposed 2017-18	% of T Bgt	\$Chg Incr(Decr)	% of Prior Bgt
<b>800</b>		<b>FEDERAL STUDENT AID FUND</b>							
		<b>RESOURCES</b>							
800-00-000-00-3000	0000	PRIOR YEAR FUND BALANCE		3	0	3			na
800-00-000-00-4611	0000	INTEREST INVESTMENTS		0	0	0			na
800-00-610-00-4070	0000	PELL GRANT RESOURCES	1,601,298	1,347,300	2,000,000	2,000,000			100%
800-00-610-00-4075	0000	FEDERAL ADMINISTRATIVE COST ALLOWANCE	2,410	2,435	3,000	3,000			100%
800-00-612-00-4071	0000	SEOG RESOURCES	42,750	31,725	36,450	36,450			100%
800-00-612-00-4075	0000	FEDERAL ADMINISTRATIVE COST ALLOWANCE	0	0	1,500	1,500			100%
800-00-612-00-4901	0000	TRANSFER FROM GENERAL FUND	14,250	10,575	10,000	10,000			100%
800-00-614-00-4072	0000	FWS PROGRAM RESOURCE	12,019	9,758	11,027	11,027			100%
800-00-614-00-4075	0000	FEDERAL ADMINISTRATIVE COST ALLOWANCE	0	0	500	500			100%
800-00-614-00-4697	0000	NON-PROFIT FWS RESOURCES			0	0			na
800-00-614-00-4698	0000	FOR-PROFIT FWS RESOURCES			0	0			na
800-00-614-00-4901	0000	TRANSFER FROM GENERAL FUND	4,006	3,253	2,750	2,750			100%
800-00-616-00-4073	0000	DIRECT LOAN RESOURCES - SUBSIDIZED	624,628	592,449	700,000	550,000		(150,000)	79%
800-00-616-00-4074	0000	DIRECT LOAN RESOURCES - UNSUBSIDIZED	629,145	587,442	700,000	550,000		(150,000)	79%
		<b>TOTAL RESOURCES</b>	<b>2,930,509</b>	<b>2,584,940</b>	<b>3,465,227</b>	<b>3,165,230</b>		<b>(299,997)</b>	
		<b>REQUIREMENTS</b>							
		<b>PERSONNEL SERVICES</b>							
		<b>SALARY EXPENSE</b>							
800-00-614-00-6702	0000	FWS AWARD WAGES	16,025	13,011	13,777	13,777			100%
800-00-614-00-6703	0000	FWS AWARD NON-PROFIT WAGES			0	0			na
800-00-614-00-6704	0000	FWS AWARD FOR-PROFIT WAGES			0	0			na
		<b>TOTAL SALARY EXPENSE</b>	<b>16,025</b>	<b>13,011</b>	<b>13,777</b>	<b>13,777</b>		<b>0</b>	
		<b>MATERIALS &amp; SERVICES</b>							
800-00-610-00-7850	0000	PELL GRANT AWARD	1,601,298	1,347,300	2,000,000	2,000,000			100%
800-00-610-00-8530	0000	ACA PAID TO COLLEGE - PELL	2,410	2,435	3,000	3,000			100%
800-00-612-00-7852	0000	SEOG AWARD	57,000	42,300	46,450	46,450			100%
800-00-612-00-8530	0000	ACA PAID TO COLLEGE - SEOG	0	0	1,500	1,500			100%
800-00-614-00-7854	0000	FWS AWARD			0	0			na
800-00-614-00-7855	0000	FWS AWARD NON-PROFIT			0	0			na
800-00-614-00-7856	0000	FWS AWARD FOR-PROFIT			0	0			na
800-00-614-00-8530	0000	ACA PAID TO COLLEGE - FWS	0	0	500	500			100%
800-00-616-00-7870	0000	DIRECT LOAN - SUBSIDIZED	624,628	592,449	700,000	550,000		(150,000)	79%
800-00-616-00-7872	0000	DIRECT LOAN - UNSUBSIDIZED	629,145	587,442	700,000	550,000		(150,000)	79%
		<b>TOTAL MATERIAL &amp; SERVICES</b>	<b>2,914,481</b>	<b>2,571,926</b>	<b>3,451,450</b>	<b>3,151,450</b>		<b>(300,000)</b>	
		<b>TRANSFERS</b>							



COLUMBIA GORGE COMMUNITY COLLEGE

Account Number	Prj	Description	Actual 2014-15	Actual 2015-16	Adjusted 2016-17	Proposed 2017-18	% of T Bgt	\$Chg Incr(Decr)	% of Prior Bgt
800-00-000-00-9901	0000	TRANSFER TO GENERAL FUND	0	0	0	0		0	na
		<b>TOTAL TRANSFERS</b>	<b>0</b>	<b>0</b>	<b>0</b>	<b>0</b>		<b>0</b>	
		<b>TOTAL EXPENDITURES</b>	<b>2,930,506</b>	<b>2,584,937</b>	<b>3,465,227</b>	<b>3,165,227</b>		<b>(300,000)</b>	
800-00-000-00-3000	0000	UNAPPROPRIATED ENDING FUND BALANCE	3	3	0	3		3	
		<b>TOTAL REQUIREMENTS</b>	<b>2,930,506</b>	<b>2,584,937</b>	<b>3,465,227</b>	<b>3,165,230</b>		<b>(299,997)</b>	
		<b>TOTAL RESOURCES LESS REQUIREMENTS</b>	<b>3</b>	<b>3</b>	<b>0</b>	<b>0</b>		<b>0</b>	

COLUMBIA GORGE COMMUNITY COLLEGE

Account Number	Prj	Description	Actual 2014-15	Actual 2015-16	Adjusted 2016-17	Proposed 2017-18	% of T Bgt	\$Chg Incr(Decr)	% of Prior Bgt
<b>805</b>		<b>SCHOLARSHIP FUND</b>							
		<b>RESOURCES</b>							
805-00-000-00-3000	0000	PRIOR YEAR FUND BALANCE	(1)	5,407	0	5,000		5,000	na
805-00-801-00-4191	0000	OREGON OPPORTUNITY GRANT RESOURCES	0	0	200,000	300,000		100,000	150%
805-00-000-00-4192	0000	OSAC SCHOLARSHIP RESOURCES	12,000	11,000	15,000	15,000		0	100%
805-00-000-00-4194	0000	OREGON PROMISE RESOURCES	0	0	500,000	200,000		(300,000)	40%
805-00-000-00-4691	0000	FOUNDATION SCHOLARSHIP RESOURCES	129,101	85,912	100,000	120,000		20,000	120%
805-00-000-00-4692	0000	FOUNDATION LOAN RESOURCES	500	1,250	2,500	2,500		0	100%
805-00-000-00-4693	0000	FOUNDATION SCHOLARSHIP RESOURCES-GED	304	760	1,500	1,500		0	100%
805-00-000-00-4695	0000	THIRD PARTY SCHOLARSHIP RESOURCES	59,979	83,343	100,000	100,000		0	100%
805-00-000-00-4696	0000	CREDIT BASED EDUCATION LOAN RESOURCES	37,929	48,497	70,000	40,000		(30,000)	57%
805-00-000-00-4901	0000	TRANSFER FROM GENERAL FUND	55,803	70,798	75,000	50,000		(25,000)	67%
		<b>TOTAL RESOURCES</b>	<b>295,615</b>	<b>306,967</b>	<b>1,064,000</b>	<b>834,000</b>		<b>(230,000)</b>	
		<b>REQUIREMENTS</b>							
		<b>MATERIALS &amp; SERVICES</b>							
805-00-000-00-7874	0000	CREDIT BASED EDUCATION LOAN	37,929	48,497	70,000	40,000		(30,000)	57%
805-00-000-00-7875	0000	FOUNDATION LOAN AWARD	500	1,250	2,500	2,500		0	100%
805-00-000-00-7880	0000	FOUNDATION SCHOLARSHIP AWARD	129,101	85,912	100,000	120,000		20,000	120%
805-00-000-00-7881	0000	FOUNDATION SCHOLARSHIP AWARD-GED	304	760	1,500	1,500		0	100%
805-00-000-00-7882	0000	THIRD PARTY SCHOLARSHIP AWARD	54,571	83,577	100,000	105,000		5,000	105%
805-00-801-00-7884	0000	OREGON OPPORTUNITY GRANT AWARD	0	0	200,000	300,000		100,000	150%
805-00-000-00-7885	0000	OSAC SCHOLARSHIP AWARDS	12,000	11,000	15,000	15,000		0	100%
805-00-000-00-7886	0000	OREGON PROMISE AWARDS	0	0	500,000	200,000		(300,000)	40%
805-00-000-00-8308	0000	GORGE SCHOLAR TUITION WAIVERS	55,803	70,798	75,000	50,000		(25,000)	67%
		<b>TOTAL MATERIAL &amp; SERVICES</b>	<b>290,208</b>	<b>301,794</b>	<b>1,064,000</b>	<b>834,000</b>		<b>(230,000)</b>	
		<b>TRANSFERS</b>							
805-00-000-00-9901	0000	TRANSFER TO GENERAL FUND	0	0	0	0		0	na
		<b>TOTAL TRANSFERS</b>	<b>0</b>	<b>0</b>	<b>0</b>	<b>0</b>		<b>0</b>	
		<b>TOTAL EXPENDITURES</b>	<b>290,208</b>	<b>301,794</b>	<b>1,064,000</b>	<b>834,000</b>		<b>(230,000)</b>	
805-00-000-00-3000	0000	UNAPPROPRIATED ENDING FUND BALANCE	5,407	5,173	0	0		0	
		<b>TOTAL REQUIREMENTS</b>	<b>290,208</b>	<b>301,794</b>	<b>1,064,000</b>	<b>834,000</b>		<b>(230,000)</b>	
		<b>TOTAL RESOURCES LESS REQUIREMENTS</b>	<b>5,407</b>	<b>5,173</b>	<b>0</b>	<b>0</b>		<b>0</b>	

Columbia Gorge Community College  
 General Obligation Bonds, Series 2012  
 Aggregate Debt Service Schedule

Date	2012 GO Refunding Bonds		2005 GO Unrefunded Bonds		Aggregate Principal	Aggregate Interest	Aggregate Debt Service	Fiscal Total	2012	2005
	Principal	Interest	Principal	Interest					CUSIP	CUSIP
6/15/2012		0.00	625,000.00	366,878.13	625,000.00	366,878.13	991,878.13	197659BN4		
12/15/2012		309,318.75		44,453.13	0.00	353,771.88	353,771.88			
6/15/2013	30,000.00	206,212.50	680,000.00	44,453.13	710,000.00	250,665.63	1,314,437.51	197659CF0	197659BP9	
12/15/2013		205,912.50		31,703.13	0.00	237,615.63	237,615.63			
6/15/2014	135,000.00	205,912.50	740,000.00	31,703.13	875,000.00	237,615.63	1,350,231.26	197659CG8	197659BQ7 & CA1	
12/15/2014		204,562.50		16,200.00	0.00	220,762.50	220,762.50			
6/15/2015	140,000.00	204,562.50	810,000.00	16,200.00	950,000.00	220,762.50	1,391,525.00	197659CH6	197659BR5	
12/15/2015		203,162.50		0.00	0.00	203,162.50	203,162.50			
6/15/2016	1,015,000.00	203,162.50	0.00	0.00	1,015,000.00	203,162.50	1,421,325.00	197659CJ2		
12/15/2016		193,012.50		0.00	0.00	193,012.50	193,012.50			
6/15/2017	1,125,000.00	193,012.50	0.00	0.00	1,125,000.00	193,012.50	1,511,025.00	197659CK9		
12/15/2017		181,762.50		0.00	0.00	181,762.50	181,762.50			
6/15/2018	1,135,000.00	181,762.50	0.00	0.00	1,135,000.00	181,762.50	1,498,525.00	197659CL7		
12/15/2018		164,737.50		0.00	0.00	164,737.50	164,737.50			
6/15/2019	1,210,000.00	164,737.50	0.00	0.00	1,210,000.00	164,737.50	1,539,475.00	197659CM5		
12/15/2019		149,612.50		0.00	0.00	149,612.50	149,612.50			
6/15/2020	1,305,000.00	149,612.50	0.00	0.00	1,305,000.00	149,612.50	1,604,225.00	197659CN3		
12/15/2020		130,037.50		0.00	0.00	130,037.50	130,037.50			
6/15/2021	1,360,000.00	130,037.50	0.00	0.00	1,360,000.00	130,037.50	1,620,075.00	197659CP8, CO6, CR4		
12/15/2021		110,575.00		0.00	0.00	110,575.00	110,575.00			
6/15/2022	1,440,000.00	110,575.00	0.00	0.00	1,440,000.00	110,575.00	1,661,150.00	197659CS2, CT0, CU7		
12/15/2022		86,775.00		0.00	0.00	86,775.00	86,775.00			
6/15/2023	1,530,000.00	86,775.00	0.00	0.00	1,530,000.00	86,775.00	1,703,550.00	197659CV5 & CW3		
12/15/2023		60,725.00		0.00	0.00	60,725.00	60,725.00			
6/15/2024	1,630,000.00	60,725.00	0.00	0.00	1,630,000.00	60,725.00	1,751,450.00	197659CX1, CY9, CZ6		
12/15/2024		29,600.00		0.00	0.00	29,600.00	29,600.00			
6/15/2025	1,735,000.00	29,600.00	0.00	0.00	1,735,000.00	29,600.00	1,794,200.00	197659DA0, DB8, DC6, DD4		
<b>Totals</b>	<b>13,790,000.00</b>	<b>3,956,481.25</b>	<b>2,855,000.00</b>	<b>551,590.65</b>	<b>16,645,000.00</b>	<b>4,508,071.90</b>	<b>21,153,071.90</b>			

Columbia Gorge Community College  
Pension Bond Pool, Series 2003  
Debt Service Schedule

Date	Principal	Coupon	Interest	Period Total	Fiscal Total
4/23/2003					
6/30/2003					
12/30/2003			70,476.99	70,476.99	
6/30/2004	59,014.80	1.40%	52,344.95	111,359.75	181,836.74
12/30/2004			51,359.75	51,359.75	
6/30/2005	81,310.15	2.04%	55,049.60	136,359.75	187,719.50
12/30/2005			51,359.75	51,359.75	
6/30/2006	68,792.25	2.73%	57,567.50	126,359.75	177,719.50
12/30/2006			51,359.75	51,359.75	
6/30/2007	74,024.80	3.33%	62,334.95	136,359.75	187,719.50
12/30/2007			51,359.75	51,359.75	
6/30/2008	82,642.00	3.71%	68,717.75	151,359.75	202,719.50
12/30/2008			51,359.75	51,359.75	
6/30/2009	85,317.10	4.15%	76,042.65	161,359.75	212,719.50
12/30/2009			51,359.75	51,359.75	
6/30/2010	87,400.80	4.46%	83,958.95	171,359.75	222,719.50
12/30/2010			51,359.75	51,359.75	
6/30/2011	88,591.10	4.74%	92,768.65	181,359.75	232,719.50
12/30/2011			51,359.75	51,359.75	
6/30/2012	92,614.40	4.94%	103,745.35	196,359.75	247,719.50
12/30/2012			51,359.75	51,359.75	
6/30/2013	92,522.60	5.13%	113,837.15	206,359.75	257,719.50
12/30/2013			51,359.75	51,359.75	
6/30/2014	94,178.30	5.35%	127,181.45	221,359.75	272,719.50
12/30/2014			51,359.75	51,359.75	
6/30/2015	95,276.85	5.52%	141,082.90	236,359.75	287,719.50
12/30/2015			51,359.75	51,359.75	
6/30/2016	95,808.00	5.66%	155,551.75	251,359.75	302,719.50
12/30/2016			51,359.75	51,359.75	
6/30/2017	95,670.70	5.79%	170,689.05	266,359.75	317,719.50
12/30/2017			51,359.75	51,359.75	
6/30/2018	94,971.60	5.91%	186,388.15	281,359.75	332,719.50
12/30/2018			51,359.75	51,359.75	
6/30/2019	93,658.60	6.03%	202,701.15	296,359.75	347,719.50
12/30/2019			51,359.75	51,359.75	
6/30/2020	92,573.00	6.10%	218,786.75	311,359.75	362,719.50
12/30/2020			51,359.75	51,359.75	
6/30/2021	92,562.40	6.18%	238,797.35	331,359.75	382,719.50
12/30/2021			51,359.75	51,359.75	
6/30/2022	92,454.00	6.23%	258,905.75	351,359.75	402,719.50
12/30/2022			51,359.75	51,359.75	
6/30/2023	90,943.65	6.25%	275,416.10	366,359.75	417,719.50
12/30/2023			51,359.75	51,359.75	
6/30/2024	335,000.00	5.66%	51,359.75	386,359.75	437,719.50
12/30/2024			41,879.25	41,879.25	
6/30/2025	375,000.00	5.67%	41,879.25	416,879.25	458,758.50
12/30/2025			31,248.00	31,248.00	
6/30/2026	420,000.00	5.68%	31,248.00	451,248.00	482,496.00
12/30/2026			19,320.00	19,320.00	
6/30/2027	465,000.00	5.60%	19,320.00	484,320.00	503,640.00
12/30/2027			6,300.00	6,300.00	
6/30/2028	225,000.00	5.60%	6,300.00	231,300.00	237,600.00
Totals	3,570,327.10		4,088,394.14	7,658,721.24	7,658,721.24
Dated Date			4/23/2003		
Delivery Date			4/23/2003		
Last Maturity			6/30/2028		

## BOND DEBT SERVICE

Columbia Gorge Community College District  
 FFC Financing Agreement, Series 2013  
 Prepayable Beginning 4/1/18 @ 101%

Dated Date            04/30/2013  
 Delivery Date        04/30/2013

Period Ending	Principal	Coupon	Interest	Debt Service	Annual Debt Service
10/01/2013	-	-	17,302.08	17,302.08	-
04/01/2014	76,000	2.750%	20,625.00	96,625.00	113,927.08
10/01/2014	-	-	19,580.00	19,580.00	-
04/01/2015	85,000	2.750%	19,580.00	104,580.00	124,160.00
10/01/2015	-	-	18,411.25	18,411.25	-
04/01/2016	87,000	2.750%	18,411.25	105,411.25	123,822.50
10/01/2016	-	-	17,215.00	17,215.00	-
04/01/2017	90,000	2.750%	17,215.00	107,215.00	124,430.00
10/01/2017	-	-	15,977.50	15,977.50	-
04/01/2018	92,000	2.750%	15,977.50	107,977.50	123,955.00
10/01/2018	-	-	14,712.50	14,712.50	-
04/01/2019	94,000	2.750%	14,712.50	108,712.50	123,425.00
10/01/2019	-	-	13,420.00	13,420.00	-
04/01/2020	97,000	2.750%	13,420.00	110,420.00	123,840.00
10/01/2020	-	-	12,086.25	12,086.25	-
04/01/2021	100,000	2.750%	12,086.25	112,086.25	124,172.50
10/01/2021	-	-	10,711.25	10,711.25	-
04/01/2022	103,000	2.750%	10,711.25	113,711.25	124,422.50
10/01/2022	-	-	9,295.00	9,295.00	-
04/01/2023	105,000	2.750%	9,295.00	114,295.00	123,590.00
10/01/2023	-	-	7,851.25	7,851.25	-
04/01/2024	108,000	2.750%	7,851.25	115,851.25	123,702.50
10/01/2024	-	-	6,366.25	6,366.25	-
04/01/2025	111,000	2.750%	6,366.25	117,366.25	123,732.50
10/01/2025	-	-	4,840.00	4,840.00	-
04/01/2026	114,000	2.750%	4,840.00	118,840.00	123,680.00
10/01/2026	-	-	3,272.50	3,272.50	-
04/01/2027	117,000	2.750%	3,272.50	120,272.50	123,545.00
10/01/2027	-	-	1,663.75	1,663.75	-
04/01/2028	121,000	2.750%	1,663.75	122,663.75	124,327.50
	1,500,000		348,732.08	1,848,732.08	1,848,732.08

## **FINANCIAL POLICES**

---

### **50.A - Contracting Authority**

**Adopted:** 1997-07-09T00:00:00

**Revised/Readopted:** 06/11/14, 09/16/14, 06/09/15

The President is appointed by the Board to serve as the college's purchasing agent. The President may delegate all or part of this authority to a designee or designees. The President or designee will be responsible for developing and administering the college's purchasing program.

No obligation may be incurred by any employee of the college unless (1) the employee has been delegated purchasing authority by the President, and (2) that expenditure has been authorized in the budget or by Board action and/or Board policy. In all cases calling for the expenditure of college money, except payrolls, the purchase order system must be used. No purchase will be authorized unless covered by an approved purchase order and in compliance with applicable purchasing rules. No bills will be approved for payment unless purchases were made on approved orders.

All purchases, contracts or agreements obligating college funds in excess of \$75,000 will require Board approval. All purchases, contracts or agreements obligating college funds up to \$75,000, must be approved by the President or designee. Notwithstanding the forgoing, in cases of emergency as defined in the college's Public Contracting Rules, the President or designee may authorize and execute a contract in any dollar amount when necessary to address the emergency. All such emergency contracts, including the justification for such contracts, will be reported to the Board no later than its next regular meeting following execution of the contract.

The Chief Financial Officer (CFO) will review bills due and payable for the purchase of supplies and services to determine if they are within budget amounts. After appropriate administrative review, the CFO will direct payment of the just claims against the college. The President and CFO are responsible for the accuracy of all bills and vouchers.

No Board member, officer, employee or agent of this college shall use their official position to obtain financial loss or gain for themselves or any member of their household in any contract entered into by the Board, including acceptance of any gratuities, financial or otherwise, from any supplier of materials or services, in accordance with the Oregon Government Ethics law (ORS 244). Formal or informal inquiry processes are available through the GSPC for advisory opinions.

## **50.B - Competitive Procurement Requirements**

**Adopted:** 1991-06-12T00:00:00

**Revised/Readopted:** 07/09/97, 02/08/05, 09/16/14, 06/09/15

Competitive procurement will be used for on purchases, lease or sale of personal property, public improvements or services in accordance with the Oregon Public Contracting Code (ORS chapters 279A, 279B, and 279C) and the Oregon Community Colleges Rules of Procurement. The Board of Education declares its intention to purchase competitively without prejudice and to seek maximum educational value for every dollar expended. Items commonly used in the various departments and their subdivisions will be standardized whenever consistent with educational goals and in the interest of efficiency or economy

The Board serves as the Local Public Contract Review Board for the college pursuant to ORS 279A.060.

The Board will adopt the Oregon Attorney General's Model Public Contract Rules to comply with the Public Contract Acting Code as modified by the Oregon Community College Rules of Procurement and Associated Personal Services Procedures adopted by the Board pursuant to ORS 297A.055 and 297A.060.

All college contracts shall be procured in accordance with the Rules. Additionally, the college will follow any additional policies and procedures adopted by the Board. This will include, where necessary, the Board's written findings required by law to approve exemptions from competitive bidding and special procurements. Such findings shall be maintained by the college and made available on request. The college shall review and subsequently modify, its rules when changes are made to the Public Contracting Code, the Attorney General's Model of Contracting Rules, or the Oregon Community College Rules of Procurement. New rules, as necessary, shall be adopted by the Board.

In the event it is unnecessary to adopt new rules, Board minutes will reflect that the review process was completed as required. The Board recognizes that a public contracting agency that has not established its own rules of procedure as required by ORS 297.A.065(5) is subject to the model rules adopted by the Attorney General, including all modifications to the model rules that the Attorney General may adopt.

END OF POLICY

Legal Reference(s):

Attorney General's Model Public Contract Rules (OAR Chapter 137, divisions 46, 47, 48, and 49

Department of Justice.  
ORS Chapter 279A, 279B, 279C.

## **50.C - Purchased Professional Services**

**Board Policy Code:** 50.C

**Adopted:** 1995-05-10T00:00:00

**Revised/Readopted:** 09/16/14, 06/09/15

The President will conduct the appropriate solicitation process under the college's Public Contracting Rules from providers of services to Columbia Gorge Community College when a present provider has had five years of continuous association with the college and there are businesses offering similar services. The Board may wave this requirement on a case-by-case basis.

## **50.D Authorized Signatures**

The Board of Education will, at its annual organizational meeting in July or at other times deemed necessary by the Board, authorize the specific employee of the district to sign district checks. The Board may authorize the use of facsimile signatures by those persons authorized to sign district checks.

Checks for \$25,000 or less and the rent and payroll checks require only one signature, usually the president's.

Checks for more than \$25,000, except payroll taxes and insurance, shall have two authorized signatures, the president's and one Board member's, and in case of a long-term absence of the president, two Board members'.

## **50.E - Budget Implementation**

**Adopted:** 1991-06-12T00:00:00

**Revised/Readopted:** 02/08/05, 06/11/14, 6/9/15

The budget, as adopted by the Board of Education, becomes the financial plan of the college for the ensuing budget period. The president and staff are authorized to make expenditures and commitments in accordance with the policies of the Board and the adopted budget.



Sufficient ending fund balances, contingency, and reserves will be maintained to protect the College's credit as well as its financial stability. When budgeting for reoccurring Community College Support Fund (CCSF) revenues, the initial payment received in the first year of the State of Oregon's budget biennium, originating from the "Fifth" payment from the preceding biennium, will be reserved for future use in the second year of the biennium when three CCSF payments are received. The College will target a General Fund ending balance equal one quarterly payment from the State of Oregon Community College Support Fund or approximately 10 percent of reoccurring revenues. When the General Fund ending balance falls to 5 percent or less of reoccurring revenues, the college will adopt a plan to replenish the General Fund ending balance to 10 percent within two years. When the General Fund ending balance exceeds 10 percent of reoccurring revenues, balances in excess may be set aside for reserves or investment in one time expenditures.

The annual budget will set aside a minimum of two and one-half percent of the budgeted expenditures each year for Contingency. Use of Contingency will be at the discretion of the Board of Education and will be allocated by formal approval of the board according to its policies. The College will strive to maintain an Operating Reserve equivalent to 10 percent of General Fund reoccurring revenues.

One-time resources such as proceeds from asset sales, debt refinancing, one-time grants, revenue spikes, budget savings, and similar nonrecurring revenue may be used for establishing and rebuilding reserves, early retirement of debt, capital expenditures, and other nonrecurring expenditures which address strategic objectives or create institutional efficiencies. Operating Reserves should be used for current ongoing operating expenses when Student FTE, as a percentage of the population of Wasco and Hood River Counties, falls below the median percentage observed over the previous ten years or in case of emergencies.

The president will make the Board aware of any substantial changes in expected revenues or unusual expenditures of revenue so the Board may adjust the budget, if necessary. The president will take immediate corrective actions if at any time during the fiscal year expenditure and revenue re-estimates are such that an operating deficit is projected at year-end. Corrective actions may include a hiring freeze, staff reductions, other expenditure reductions, fee increases, or use of Contingency. Expenditure deferrals into the following fiscal year, short-term loans, or use of one-time revenue sources will be avoided.

## **50.F - Depository of Funds and Investments**

**Adopted:** 1978-04-26T00:00:00

**Revised/Readopted:** 09/09/81, 09/11/91, 06/11/14, 06/09/15

The president is the custodial officer of funds within the meaning of ORS 294.035 and is authorized to make ongoing investments of available funds without the requirement for further Board of Education approval or directives.

Deposits shall be distributed or rotated among local banks and savings and loan associations, insured by FDIC or FSLIC, in such a manner as to provide reasonably fair and equitable business opportunities for all. Any surplus monies of the college shall be invested in interest bearing securities as specified in ORS 294.035

### **50.G - Outside Funding**

**Adopted:** 1983-04-13T00:00:00

**Revised/Readopted:** 09/11/91, 06/11/14, 06/09/15

The Board of Education authorizes the president to make recommendations regarding outside funding and/or act in a timely fashion when (1) the funding sources will enhance the already existing programs for Columbia Gorge students, (2) the outside funding will lead to initiating a program earlier or an improvement of a program earlier that is consistent with the long-range plan and goals, and (3) that outside funding will not lock, require, or mandate that the district enter into a program the district would not be willing to fund with taxes, tuition and state reimbursement.

### **50.H - Bonded Employees and Officers**

**Adopted:** 1991-06-12T00:00:00

**Revised/Readopted:** 07/09/97, 06/11/14, 06/09/15, 06/09/15

All college employees responsible for funds, fees, cash collections or inventory control will be bonded to protect the college against loss. In compliance with Oregon statutes and administrative rules, the president and chief financial officer will have individual fidelity bond coverage. The college will pay the cost of such bonds.

### **50.I - Petty Cash Fund**

**Adopted:** 1977-10-06T00:00:00

**Revised/Readopted:** 09/11/91, 07/09/97, 06/11/14, 06/09/15

A petty cash fund will be established. Amounts will be determined by the president and chief financial officer.

## **50.J - Use of Credit Cards**

**Adopted:** 1997-07-09T00:00:00

**Revised/Readopted:** 06/11/14, 06/09/15

At the discretion of the president, employees and members of the Board of Education may use college authorized credit cards and credit accounts in the process of doing college business.

The chief financial officer, as directed and authorized by the president, may establish credit accounts in the college's name for doing college business.

Only authorized expenditures associated with college expenses may be purchased using credit cards. Using a credit card to secure cash is not an authorized use of college credit cards. Users of cards will save and submit receipts for verification and audit purposes.

If, for any reason, disallowed charges are not repaid, the college will have a prior lien against, and a right to withhold any or all funds payable, or to become payable to the employee up to the amount of the disallowed charges and interest at the same rate as charged the college.

The college does not intend to provide a college credit card to each employee who might incur college expenses, but may offer a credit card to employees where it would be in the best interest of the college to do so because of the cost-benefit relationship between usage of a college credit card, reviewing credit card purchases, and paying multiple credit card invoices compared to the cost of employee reimbursements. Because it is in the best interest of the college to reimburse college employees for travel expenses and purchases rather than issue credit cards to all employees, it is the intent of the college to reimburse for approved expenses without regard to the employee's form of payment (check, cash, or personal credit card). Any benefit received by an employee choosing to use a personal credit card for college expenses is considered incidental and is of no value to the college as the cost of monitoring and tracking frequent purchase programs is great compared with the potential value to be received.

## **50.K - Payment of Bills**

**Adopted:** 1978-05-10T00:00:00

**Revised/Readopted:** 09/09/81, 09/11/91, 07/09/97, 06/11/14, 06/09/15

All claims for payment from college funds will be processed under the supervision of the chief financial officer. Payment will be authorized against invoices properly supported by approved purchase orders, with properly submitted vouchers, or in accordance with salaries and salary schedules approved by the Board of Education.

Cost center/special fund managers have primary responsibility and the cost center/special fund supervisor has secondary responsibility for assuring that budget allocations are observed and that total expenditures do not exceed the amount allocated in the budget. They, along with the chief financial officer, will be responsible for keeping the president informed of critical levels and of cost center appropriation levels prior to over-expenditure.

## **50.L - Payroll**

**Adopted:** 1991-06-12T00:00:00

**Revised/Readopted:** 07/09/97, 06/11/14, 06/09/15

Preparation of payroll, including time schedules and payroll periods, will be done in accordance with each employee's group labor agreement with the district. Employee health, accident, dental and other types of insurance will be provided as outlined in the agreements.

Mandatory payroll deductions will be withheld as required by state and federal law.

No other automatic deductions except those required by law will be made from an employee's pay without authorization of the manager of payroll and benefits.

Authorized payroll deductions will be made upon an appropriately submitted request from the employee.

The president is authorized to certify payrolls, and the manager of payroll and benefits is authorized to issue checks on the president's signature.

## **50.M - Tuition**

**Adopted:** 1978-04-05T00:00:00

**Revised/Readopted:** 09/20/86, 09/11/91, 07/09/97, 03/13/02, 02/08/05, 06/11/14, 06/09/15

The Columbia Gorge Community College Board of Education shall set the tuition rate per credit for Wasco and Hood River County (in-district), out-of-district, other states, and international students.

## 50.N - Capital Assets

**Adopted:** 1991-06-12T00:00:00

**Revised/Readopted:** 06/11/14, 06/09/15

Capital Assets are defined as items with a value (at time of acquisition) of \$5,000 or more and a service life of more than one year. Capital Assets also include items gifted and/or donated to the college recorded at fair market value at the date of donation if valued at \$5,000 or more. The Chief Financial Officer, or designee, will oversee an annual on-sight physical inventory of all assets. Each department is required to assist by making assets available and accessible in a timely manner.

Depreciable life of an asset: (using straight-line method of asset depreciation)	
Asset Category	Estimated depreciable life
Land	Not depreciable
Land Improvements	50 years
Buildings	50 years
Building Improvements	20 years
General Equipment and Furniture	10 years
Electronic Equipment	5 years

Capital Assets will be recorded and reported on when acquired or removed from service. Please refer to the table of guidelines for length of depreciable life. The costs of normal maintenance and repairs that do not add to the value of functionality of the assets' lives are not capitalized, but are expensed as incurred.

The Board of Education may, at any time, declare college personal property as surplus and authorize its disposal when such property is no longer useful to the college, unsuitable for school use, too costly to repair or obsolete.

If reasonable attempts to dispose of surplus properties fail to produce a monetary return to the college, the Board may dispose of them in another manner.

# Columbia Gorge Community College

400 East Scenic Drive  
The Dalles, OR 97058-3434  
(541) 506-6000 | cgcc.edu

It is the policy of Columbia Gorge Community College and its Board of Education that there will be no discrimination or harassment on the grounds of race, color, sex, marital status, national origin, religion, age, disability, veteran status, sexual orientation, or any other status protected by applicable local, state, or federal law in any educational programs, activities, or employment

**Building Dreams  
Transforming Lives  
Strengthening the Community**